

**Survey of Entering Student Engagement - Los Medanos College (2018 Administration)**

**2018 Benchmark Scores Report - Main Survey**

Comparison Group: Large Colleges in the 2018 Cohort\*

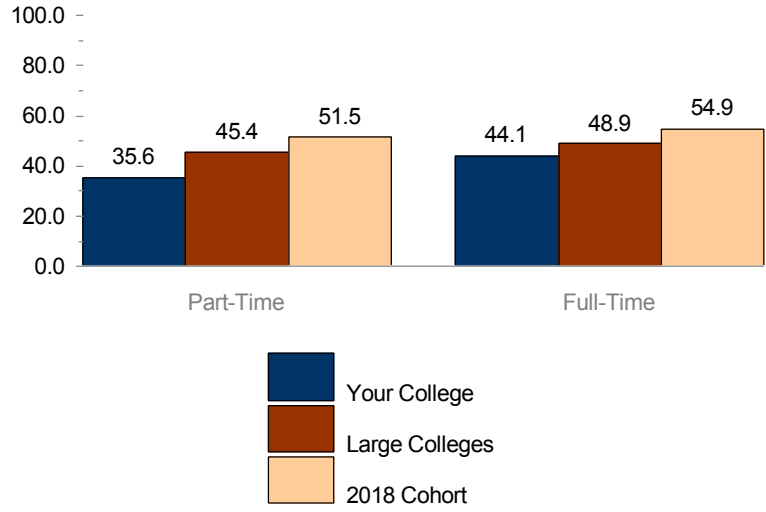
Entering Students Only - Breakout by Enrollment Status

[Unweighted]

| Benchmark                            | Breakout Group | Your College | Large Colleges |            | 2018 Cohort |            |
|--------------------------------------|----------------|--------------|----------------|------------|-------------|------------|
|                                      |                | Score        | Score          | Difference | Score       | Difference |
| Early Connections                    | Part-time      | 35.6         | 45.4           | -9.8       | 51.5        | -16.0      |
|                                      | Full-time      | 44.1         | 48.9           | -4.8       | 54.9        | -10.9      |
| High Expectations and Aspirations    | Part-time      | 31.7         | 48.7           | -17.1      | 49.1        | -17.5      |
|                                      | Full-time      | 38.4         | 49.9           | -11.5      | 50.2        | -11.8      |
| Clear Academic Plan and Pathway      | Part-time      | 35.9         | 47.5           | -11.6      | 51.0        | -15.0      |
|                                      | Full-time      | 45.4         | 49.7           | -4.3       | 52.9        | -7.5       |
| Effective Track to College Readiness | Part-time      | 38.5         | 49.9           | -11.4      | 49.7        | -11.2      |
|                                      | Full-time      | 39.7         | 49.7           | -10.0      | 50.0        | -10.3      |
| Engaged Learning                     | Part-time      | 58.4         | 48.0           | 10.4       | 48.1        | 10.3       |
|                                      | Full-time      | 69.5         | 53.9           | 15.6       | 54.4        | 15.1       |
| Academic and Social Support Network  | Part-time      | 48.0         | 48.3           | -0.3       | 48.8        | -0.8       |
|                                      | Full-time      | 51.5         | 52.1           | -0.6       | 53.0        | -1.5       |

\* The comparison group and cohort columns on this page INCLUDE your college.

**Survey of Entering Student Engagement**  
**Los Medanos College (2018 Administration)**  
**2018 Benchmark Bar Chart - Main Survey**  
Comparison Group: Large Colleges in the 2018 Cohort\*  
Entering Students Only - Breakout by Enrollment Status  
[Unweighted]  
Early Connections (EARLYCON)



\* The comparison group and cohort bars on this page INCLUDE your college.

**Survey of Entering Student Engagement - Los Medanos College (2018 Administration)**

**2018 Benchmark Means Report - Main Survey**

Comparison Group: Large Colleges in the 2018 Cohort\*

Entering Students Only - Breakout by Enrollment Status

[Unweighted]

Early Connections (EARLYCON)

|  |          |                | Your College | Large Colleges |               | 2018 Cohort |               |
|--|----------|----------------|--------------|----------------|---------------|-------------|---------------|
| Item   | Variable | Breakout Group | Mean         | Mean           | Effect Size** | Mean        | Effect Size** |
| Item 18: Think about your experiences from the time of your decision to attend this college through the end of the first three weeks of your first semester/quarter. |          |                |              |                |               |             |               |
| 1 = Strongly disagree, 2 = Disagree, 3 = Neutral, 4 = Agree, 5 = Strongly agree  |          |                |              |                |               |             |               |
| 18a. The very first time I came to this college I felt welcome [EARLYCON]  | WELCOME  | Part-time      | 3.84         | 4.00           |               | 4.02        |               |
|  |          | Full-time      | 4.00         | 4.06           |               | 4.08        |               |
| 18i. The college provided me with adequate information about financial assistance (scholarships, grants, loans, etc.) [EARLYCON]                                     | FAINFO   | Part-time      | 3.18         | 3.36           |               | 3.42        |               |
|  |          | Full-time      | 3.46         | 3.49           |               | 3.55        |               |
| 18j. A college staff member helped me determine whether I qualified for financial assistance [EARLYCON]  | QUALFA   | Part-time      | 2.66         | 2.92           |               | 3.02        |               |
|  |          | Full-time      | 2.88         | 3.02           |               | 3.12        |               |
| 18p. At least one college staff member (other than an instructor) learned my name [EARLYCON]   | CSTAFNAM | Part-time      | 2.70         | 3.20           | -0.37**       | 3.23        | -0.40**       |
|  |          | Full-time      | 3.20         | 3.31           |               | 3.38        |               |
| One or more items in this benchmark are not suited to means calculations. Please see the Frequency Distribution that follows for these items.                        |          |                |              |                |               |             |               |

\* The comparison group and cohort columns on this page EXCLUDE your college.

\*\* T-test: 2-tailed

If a row contains less than 50 respondents, interpret the comparison results cautiously.

**Survey of Entering Student Engagement - Los Medanos College (2018 Administration)**  
**2018 Benchmark Frequency Distributions - Main Survey**

Comparison Group: Large Colleges in the 2018 Cohort\*

Entering Students Only - Breakout by Enrollment Status: Part-Time Students

[Unweighted]

Early Connections (EARLYCON)

|   |          |                   | Your College |              | Large Colleges |              | 2018 Cohort   |              |
|---|----------|-------------------|--------------|--------------|----------------|--------------|---------------|--------------|
| Item  | Variable | Responses         | Count        | Percent      | Count          | Percent      | Count         | Percent      |
| <b>Item 18: Think about your experiences from the time of your decision to attend this college through the end of the first three weeks of your first semester/quarter.</b> |          |                   |              |              |                |              |               |              |
| 18a. The very first time I came to this college I felt welcome [EARLYCON]   | WELCOME  | Strongly disagree | 1            | 1.2          | 58             | 0.6          | 182           | 0.6          |
|   |          | Disagree          | 2            | 2.3          | 187            | 2.0          | 528           | 1.9          |
|   |          | Neutral           | 27           | 31.4         | 2,242          | 23.7         | 6,456         | 22.8         |
|   |          | Agree             | 36           | 41.9         | 4,195          | 44.3         | 12,538        | 44.3         |
|   |          | Strongly agree    | 20           | 23.3         | 2,792          | 29.5         | 8,596         | 30.4         |
|   |          | <b>Total</b>      | <b>86</b>    | <b>100.0</b> | <b>9,474</b>   | <b>100.0</b> | <b>28,300</b> | <b>100.0</b> |
| 18i. The college provided me with adequate information about financial assistance (scholarships, grants, loans, etc.) [EARLYCON]  | FAINFO   | Strongly disagree | 6            | 7.1          | 673            | 7.1          | 1,806         | 6.4          |
|   |          | Disagree          | 18           | 21.2         | 1,516          | 16.0         | 4,199         | 14.9         |
|   |          | Neutral           | 25           | 29.4         | 2,650          | 28.0         | 7,788         | 27.6         |
|   |          | Agree             | 27           | 31.8         | 2,945          | 31.2         | 9,142         | 32.4         |
|   |          | Strongly agree    | 9            | 10.6         | 1,668          | 17.6         | 5,307         | 18.8         |
|   |          | <b>Total</b>      | <b>85</b>    | <b>100.0</b> | <b>9,452</b>   | <b>100.0</b> | <b>28,242</b> | <b>100.0</b> |
| 18j. A college staff member helped me determine whether I qualified for financial assistance [EARLYCON]   | QUALFA   | Strongly disagree | 13           | 15.1         | 1,162          | 12.3         | 3,030         | 10.8         |
|   |          | Disagree          | 30           | 34.9         | 2,695          | 28.6         | 7,563         | 26.9         |
|   |          | Neutral           | 22           | 25.6         | 2,501          | 26.5         | 7,342         | 26.1         |
|   |          | Agree             | 15           | 17.4         | 1,908          | 20.2         | 6,292         | 22.3         |
|   |          | Strongly agree    | 6            | 7.0          | 1,165          | 12.4         | 3,935         | 14.0         |
|   |          | <b>Total</b>      | <b>86</b>    | <b>100.0</b> | <b>9,431</b>   | <b>100.0</b> | <b>28,162</b> | <b>100.0</b> |
| 18p. At least one college staff member (other than an instructor) learned my name [EARLYCON]  | CSTAFNAM | Strongly disagree | 22           | 25.3         | 1,186          | 12.6         | 3,385         | 12.0         |
|   |          | Disagree          | 21           | 24.1         | 2,147          | 22.7         | 6,141         | 21.8         |
|   |          | Neutral           | 17           | 19.5         | 1,774          | 18.8         | 5,519         | 19.6         |
|   |          | Agree             | 15           | 17.2         | 2,261          | 24.0         | 6,965         | 24.7         |
|   |          | Strongly agree    | 12           | 13.8         | 2,070          | 21.9         | 6,188         | 21.9         |
|   |          | <b>Total</b>      | <b>87</b>    | <b>100.0</b> | <b>9,438</b>   | <b>100.0</b> | <b>28,198</b> | <b>100.0</b> |
| <b>Item 23</b>  |          |                   |              |              |                |              |               |              |
| 23. Was a specific person assigned to you so you could see him/her each time you needed information or assistance? [EARLYCON]   | ASNPERS  | Yes               | 8            | 9.8          | 2,131          | 23.4         | 7,500         | 27.5         |
|   |          | No                | 74           | 90.2         | 6,991          | 76.6         | 19,781        | 72.5         |
|   |          | <b>Total</b>      | <b>82</b>    | <b>100.0</b> | <b>9,122</b>   | <b>100.0</b> | <b>27,281</b> | <b>100.0</b> |

\* The comparison group and cohort columns on this page EXCLUDE your college.

**Survey of Entering Student Engagement - Los Medanos College (2018 Administration)**  
**2018 Benchmark Frequency Distributions - Main Survey**

Comparison Group: Large Colleges in the 2018 Cohort\*

Entering Students Only - Breakout by Enrollment Status: Full-Time Students

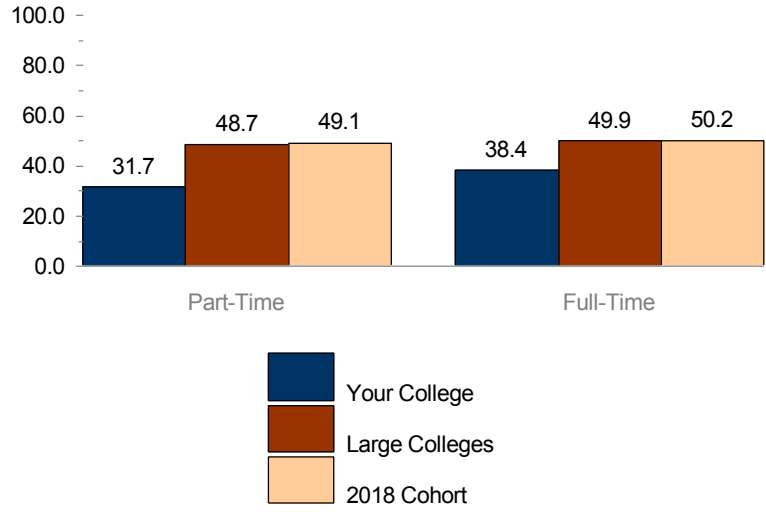
[Unweighted]

Early Connections (EARLYCON)

|  |          |                   | Your College |              | Large Colleges |              | 2018 Cohort   |              |
|--|----------|-------------------|--------------|--------------|----------------|--------------|---------------|--------------|
| Item   | Variable | Responses         | Count        | Percent      | Count          | Percent      | Count         | Percent      |
| Item 18: Think about your experiences from the time of your decision to attend this college through the end of the first three weeks of your first semester/quarter. |          |                   |              |              |                |              |               |              |
| 18a. The very first time I came to this college I felt welcome [EARLYCON]  | WELCOME  | Strongly disagree | 0            | N/A          | 114            | 0.5          | 333           | 0.4          |
|  |          | Disagree          | 7            | 3.4          | 372            | 1.5          | 1,060         | 1.4          |
|  |          | Neutral           | 42           | 20.7         | 5,189          | 21.3         | 15,621        | 20.3         |
|  |          | Agree             | 98           | 48.3         | 11,057         | 45.3         | 34,822        | 45.2         |
|  |          | Strongly agree    | 56           | 27.6         | 7,680          | 31.5         | 25,187        | 32.7         |
|  |          | <b>Total</b>      | <b>203</b>   | <b>100.0</b> | <b>24,412</b>  | <b>100.0</b> | <b>77,023</b> | <b>100.0</b> |
| 18i. The college provided me with adequate information about financial assistance (scholarships, grants, loans, etc.) [EARLYCON]                                     | FAINFO   | Strongly disagree | 12           | 5.9          | 1,393          | 5.7          | 4,011         | 5.2          |
|  |          | Disagree          | 28           | 13.7         | 3,367          | 13.8         | 9,837         | 12.8         |
|  |          | Neutral           | 50           | 24.5         | 6,506          | 26.7         | 19,814        | 25.8         |
|  |          | Agree             | 82           | 40.2         | 8,128          | 33.4         | 26,549        | 34.5         |
|  |          | Strongly agree    | 32           | 15.7         | 4,962          | 20.4         | 16,710        | 21.7         |
|  |          | <b>Total</b>      | <b>204</b>   | <b>100.0</b> | <b>24,356</b>  | <b>100.0</b> | <b>76,921</b> | <b>100.0</b> |
| 18j. A college staff member helped me determine whether I qualified for financial assistance [EARLYCON]  | QUALFA   | Strongly disagree | 21           | 10.4         | 2,553          | 10.5         | 7,249         | 9.5          |
|  |          | Disagree          | 61           | 30.2         | 6,679          | 27.5         | 19,125        | 24.9         |
|  |          | Neutral           | 64           | 31.7         | 6,252          | 25.8         | 19,727        | 25.7         |
|  |          | Agree             | 34           | 16.8         | 5,229          | 21.6         | 18,043        | 23.5         |
|  |          | Strongly agree    | 22           | 10.9         | 3,551          | 14.6         | 12,530        | 16.3         |
|  |          | <b>Total</b>      | <b>202</b>   | <b>100.0</b> | <b>24,264</b>  | <b>100.0</b> | <b>76,674</b> | <b>100.0</b> |
| 18p. At least one college staff member (other than an instructor) learned my name [EARLYCON]   | CSTAFNAM | Strongly disagree | 32           | 15.8         | 2,935          | 12.1         | 8,493         | 11.1         |
|  |          | Disagree          | 48           | 23.6         | 5,060          | 20.8         | 15,038        | 19.6         |
|  |          | Neutral           | 25           | 12.3         | 4,105          | 16.9         | 12,962        | 16.9         |
|  |          | Agree             | 43           | 21.2         | 5,958          | 24.5         | 19,538        | 25.4         |
|  |          | Strongly agree    | 55           | 27.1         | 6,281          | 25.8         | 20,795        | 27.1         |
|  |          | <b>Total</b>      | <b>203</b>   | <b>100.0</b> | <b>24,339</b>  | <b>100.0</b> | <b>76,826</b> | <b>100.0</b> |
| Item 23  |          |                   |              |              |                |              |               |              |
| 23. Was a specific person assigned to you so you could see him/her each time you needed information or assistance? [EARLYCON]  | ASNPERS  | Yes               | 35           | 17.5         | 6,521          | 27.8         | 25,730        | 34.5         |
|  |          | No                | 165          | 82.5         | 16,975         | 72.2         | 48,779        | 65.5         |
|  |          | <b>Total</b>      | <b>200</b>   | <b>100.0</b> | <b>23,496</b>  | <b>100.0</b> | <b>74,509</b> | <b>100.0</b> |

\* The comparison group and cohort columns on this page EXCLUDE your college.

**Survey of Entering Student Engagement**  
**Los Medanos College (2018 Administration)**  
**2018 Benchmark Bar Chart - Main Survey**  
Comparison Group: Large Colleges in the 2018 Cohort\*  
Entering Students Only - Breakout by Enrollment Status  
[Unweighted]  
High Expectations and Aspirations (HIEXPECT)



\* The comparison group and cohort bars on this page INCLUDE your college.

**Survey of Entering Student Engagement - Los Medanos College (2018 Administration)**

**2018 Benchmark Means Report - Main Survey**

Comparison Group: Large Colleges in the 2018 Cohort\*

Entering Students Only - Breakout by Enrollment Status

[Unweighted]

High Expectations and Aspirations (HIEEXPECT)

|  |          |                | Your College | Large Colleges |               | 2018 Cohort |               |
|--|----------|----------------|--------------|----------------|---------------|-------------|---------------|
| Item   | Variable | Breakout Group | Mean         | Mean           | Effect Size** | Mean        | Effect Size** |
| Item 18: Think about your experiences from the time of your decision to attend this college through the end of the first three weeks of your first semester/quarter. |          |                |              |                |               |             |               |
| 1 = Strongly disagree, 2 = Disagree, 3 = Neutral, 4 = Agree, 5 = Strongly agree  |          |                |              |                |               |             |               |
| 18b. The instructors at this college want me to succeed [HIEEXPECT]  | WNTSCCD  | Part-time      | 4.30         | 4.29           |               | 4.29        |               |
|  |          | Full-time      | 4.27         | 4.30           |               | 4.29        |               |
| 18t. I have the motivation to do what it takes to succeed in college [HIEEXPECT]   | ITTAKES  | Part-time      | 4.06         | 4.31           |               | 4.31        |               |
|  |          | Full-time      | 4.20         | 4.38           |               | 4.38        |               |
| 18u. I am prepared academically to succeed in college [HIEEXPECT]  | ACPRPRD  | Part-time      | 3.93         | 4.20           |               | 4.20        |               |
|  |          | Full-time      | 4.08         | 4.29           | -0.27**       | 4.29        | -0.26**       |
| Item 19: During the first three weeks of your first semester/quarter at this college, about how often did you do the following?                                      |          |                |              |                |               |             |               |
| 1 = Never, 2 = Once, 3 = Two or three times, 4 = Four or more times  |          |                |              |                |               |             |               |
| 19c. Turn in an assignment late [HIEEXPECT]  | LATETURN | Part-time      | 1.90         | 1.50           | 0.55**        | 1.48        | 0.57**        |
|  |          | Full-time      | 1.68         | 1.50           | 0.26**        | 1.49        | 0.28**        |
| 19d. Not turn in an assignment [HIEEXPECT]   | NOTTURN  | Part-time      | 1.83         | 1.44           | 0.53**        | 1.42        | 0.57**        |
|  |          | Full-time      | 1.63         | 1.44           | 0.27**        | 1.43        | 0.28**        |
| 19f. Come to class without completing readings or assignments [HIEEXPECT]  | NOTCOMPL | Part-time      | 2.01         | 1.59           | 0.53**        | 1.58        | 0.54**        |
|  |          | Full-time      | 2.00         | 1.66           | 0.42**        | 1.66        | 0.42**        |
| 19s. Skip class [HIEEXPECT]  | SKIPCL   | Part-time      | 1.69         | 1.32           | 0.55**        | 1.31        | 0.59**        |
|  |          | Full-time      | 1.58         | 1.32           | 0.39**        | 1.33        | 0.39**        |

\* The comparison group and cohort columns on this page EXCLUDE your college.

\*\* T-test: 2-tailed

If a row contains less than 50 respondents, interpret the comparison results cautiously.

**Survey of Entering Student Engagement - Los Medanos College (2018 Administration)**  
**2018 Benchmark Frequency Distributions - Main Survey**

Comparison Group: Large Colleges in the 2018 Cohort\*

Entering Students Only - Breakout by Enrollment Status: Part-Time Students

[Unweighted]

High Expectations and Aspirations (HIEEXPECT)

| Item   | Variable | Responses          | Your College |         | Large Colleges |         | 2018 Cohort |         |
|--|----------|--------------------|--------------|---------|----------------|---------|-------------|---------|
|  |          |                    | Count        | Percent | Count          | Percent | Count       | Percent |
| Item 18: Think about your experiences from the time of your decision to attend this college through the end of the first three weeks of your first semester/quarter. |          |                    |              |         |                |         |             |         |
| 18b. The instructors at this college want me to succeed [HIEEXPECT]  | WNTSCCD  | Strongly disagree  | 0            | N/A     | 21             | 0.2     | 79          | 0.3     |
|  |          | Disagree           | 1            | 1.2     | 69             | 0.7     | 175         | 0.6     |
|  |          | Neutral            | 11           | 12.8    | 1,119          | 11.9    | 3,280       | 11.7    |
|  |          | Agree              | 35           | 40.7    | 4,184          | 44.4    | 12,707      | 45.1    |
|  |          | Strongly agree     | 39           | 45.3    | 4,028          | 42.8    | 11,904      | 42.3    |
|  |          | Total              | 86           | 100.0   | 9,421          | 100.0   | 28,145      | 100.0   |
| 18t. I have the motivation to do what it takes to succeed in college [HIEEXPECT]   | ITTAKES  | Strongly disagree  | 1            | 1.2     | 65             | 0.7     | 192         | 0.7     |
|  |          | Disagree           | 4            | 4.7     | 158            | 1.7     | 472         | 1.7     |
|  |          | Neutral            | 19           | 22.1    | 1,112          | 11.8    | 3,277       | 11.6    |
|  |          | Agree              | 27           | 31.4    | 3,545          | 37.6    | 10,700      | 38.0    |
|  |          | Strongly agree     | 35           | 40.7    | 4,556          | 48.3    | 13,552      | 48.1    |
|  |          | Total              | 86           | 100.0   | 9,436          | 100.0   | 28,193      | 100.0   |
| 18u. I am prepared academically to succeed in college [HIEEXPECT]  | ACPRPRD  | Strongly disagree  | 0            | N/A     | 68             | 0.7     | 191         | 0.7     |
|  |          | Disagree           | 2            | 2.3     | 188            | 2.0     | 528         | 1.9     |
|  |          | Neutral            | 28           | 32.2    | 1,473          | 15.6    | 4,389       | 15.5    |
|  |          | Agree              | 31           | 35.6    | 3,769          | 39.9    | 11,370      | 40.2    |
|  |          | Strongly agree     | 26           | 29.9    | 3,953          | 41.8    | 11,781      | 41.7    |
|  |          | Total              | 87           | 100.0   | 9,451          | 100.0   | 28,259      | 100.0   |
| Item 19: During the first three weeks of your first semester/quarter at this college, about how often did you do the following?                                      |          |                    |              |         |                |         |             |         |
| 19c. Turn in an assignment late [HIEEXPECT]  | LATETURN | Never              | 40           | 46.5    | 5,962          | 62.7    | 17,946      | 63.3    |
|  |          | Once               | 19           | 22.1    | 2,502          | 26.3    | 7,468       | 26.4    |
|  |          | Two or three times | 23           | 26.7    | 900            | 9.5     | 2,522       | 8.9     |
|  |          | Four or more times | 4            | 4.7     | 139            | 1.5     | 399         | 1.4     |
|  |          |                    |              | Total   | 86             | 100.0   | 9,503       | 100.0   |
| 19d. Not turn in an assignment [HIEEXPECT]   | NOTTURN  | Never              | 45           | 53.6    | 6,335          | 68.2    | 19,238      | 69.3    |
|  |          | Once               | 15           | 17.9    | 1,960          | 21.1    | 5,828       | 21.0    |
|  |          | Two or three times | 17           | 20.2    | 795            | 8.6     | 2,159       | 7.8     |
|  |          | Four or more times | 7            | 8.3     | 193            | 2.1     | 550         | 2.0     |
|  |          |                    |              | Total   | 84             | 100.0   | 9,283       | 100.0   |
| 19f. Come to class without completing readings or assignments [HIEEXPECT]  | NOTCOMPL | Never              | 34           | 39.5    | 5,488          | 57.9    | 16,546      | 58.4    |
|  |          | Once               | 25           | 29.1    | 2,690          | 28.4    | 7,912       | 27.9    |
|  |          | Two or three times | 19           | 22.1    | 1,029          | 10.8    | 3,092       | 10.9    |
|  |          | Four or more times | 8            | 9.3     | 278            | 2.9     | 781         | 2.8     |
|  |          |                    |              | Total   | 86             | 100.0   | 9,485       | 100.0   |

\* The comparison group and cohort columns on this page EXCLUDE your college.



**Survey of Entering Student Engagement - Los Medanos College (2018 Administration)**

**2018 Benchmark Frequency Distributions - Main Survey**

Comparison Group: Large Colleges in the 2018 Cohort\*

Entering Students Only - Breakout by Enrollment Status: Part-Time Students

[Unweighted]

High Expectations and Aspirations (HIEEXPECT)

|   |          |                    | Your College |         | Large Colleges |         | 2018 Cohort |         |
|---|----------|--------------------|--------------|---------|----------------|---------|-------------|---------|
| Item  | Variable | Responses          | Count        | Percent | Count          | Percent | Count       | Percent |
| Item 19: During the first three weeks of your first semester/quarter at this college, about how often did you do the following? |          |                    |              |         |                |         |             |         |
| 19s. Skip class [HIEEXPECT]   | SKIPCL   | Never              | 52           | 60.5    | 7,284          | 76.6    | 21,918      | 77.1    |
|   |          | Once               | 13           | 15.1    | 1,509          | 15.9    | 4,510       | 15.9    |
|   |          | Two or three times | 17           | 19.8    | 585            | 6.1     | 1,621       | 5.7     |
|   |          | Four or more times | 4            | 4.7     | 135            | 1.4     | 362         | 1.3     |
|   |          | Total              | 86           | 100.0   | 9,513          | 100.0   | 28,411      | 100.0   |

\* The comparison group and cohort columns on this page EXCLUDE your college.

**Survey of Entering Student Engagement - Los Medanos College (2018 Administration)**  
**2018 Benchmark Frequency Distributions - Main Survey**

Comparison Group: Large Colleges in the 2018 Cohort\*

Entering Students Only - Breakout by Enrollment Status: Full-Time Students

[Unweighted]

High Expectations and Aspirations (HIEEXPECT)

| Item   | Variable | Responses          | Your College |              | Large Colleges |              | 2018 Cohort   |              |
|--|----------|--------------------|--------------|--------------|----------------|--------------|---------------|--------------|
|  |          |                    | Count        | Percent      | Count          | Percent      | Count         | Percent      |
| Item 18: Think about your experiences from the time of your decision to attend this college through the end of the first three weeks of your first semester/quarter. |          |                    |              |              |                |              |               |              |
| 18b. The instructors at this college want me to succeed [HIEEXPECT]  | WNTSCCD  | Strongly disagree  | 0            | N/A          | 50             | 0.2          | 145           | 0.2          |
|  |          | Disagree           | 1            | 0.5          | 137            | 0.6          | 485           | 0.6          |
|  |          | Neutral            | 25           | 12.4         | 2,736          | 11.3         | 8,534         | 11.1         |
|  |          | Agree              | 94           | 46.5         | 10,994         | 45.3         | 35,039        | 45.7         |
|  |          | Strongly agree     | 82           | 40.6         | 10,376         | 42.7         | 32,514        | 42.4         |
|  |          | <b>Total</b>       | <b>202</b>   | <b>100.0</b> | <b>24,293</b>  | <b>100.0</b> | <b>76,717</b> | <b>100.0</b> |
| 18t. I have the motivation to do what it takes to succeed in college [HIEEXPECT]   | ITTAKES  | Strongly disagree  | 3            | 1.5          | 143            | 0.6          | 444           | 0.6          |
|  |          | Disagree           | 7            | 3.4          | 346            | 1.4          | 978           | 1.3          |
|  |          | Neutral            | 27           | 13.3         | 2,524          | 10.4         | 7,780         | 10.1         |
|  |          | Agree              | 75           | 36.9         | 8,510          | 35.0         | 27,632        | 36.0         |
|  |          | Strongly agree     | 91           | 44.8         | 12,787         | 52.6         | 39,920        | 52.0         |
|  |          | <b>Total</b>       | <b>203</b>   | <b>100.0</b> | <b>24,310</b>  | <b>100.0</b> | <b>76,754</b> | <b>100.0</b> |
| 18u. I am prepared academically to succeed in college [HIEEXPECT]  | ACPRPRD  | Strongly disagree  | 2            | 1.0          | 121            | 0.5          | 404           | 0.5          |
|  |          | Disagree           | 7            | 3.4          | 399            | 1.6          | 1,162         | 1.5          |
|  |          | Neutral            | 39           | 19.1         | 3,122          | 12.8         | 9,970         | 13.0         |
|  |          | Agree              | 81           | 39.7         | 9,304          | 38.2         | 29,915        | 38.9         |
|  |          | Strongly agree     | 75           | 36.8         | 11,427         | 46.9         | 35,475        | 46.1         |
|  |          | <b>Total</b>       | <b>204</b>   | <b>100.0</b> | <b>24,373</b>  | <b>100.0</b> | <b>76,926</b> | <b>100.0</b> |
| Item 19: During the first three weeks of your first semester/quarter at this college, about how often did you do the following?                                      |          |                    |              |              |                |              |               |              |
| 19c. Turn in an assignment late [HIEEXPECT]  | LATETURN | Never              | 110          | 54.2         | 15,118         | 61.9         | 48,223        | 62.5         |
|  |          | Once               | 56           | 27.6         | 6,774          | 27.7         | 21,170        | 27.4         |
|  |          | Two or three times | 28           | 13.8         | 2,216          | 9.1          | 6,805         | 8.8          |
|  |          | Four or more times | 9            | 4.4          | 334            | 1.4          | 979           | 1.3          |
|  |          | <b>Total</b>       | <b>203</b>   | <b>100.0</b> | <b>24,442</b>  | <b>100.0</b> | <b>77,177</b> | <b>100.0</b> |
| 19d. Not turn in an assignment [HIEEXPECT]   | NOTTURN  | Never              | 118          | 59.0         | 16,204         | 67.6         | 51,688        | 68.1         |
|  |          | Once               | 49           | 24.5         | 5,420          | 22.6         | 16,997        | 22.4         |
|  |          | Two or three times | 22           | 11.0         | 1,950          | 8.1          | 5,881         | 7.8          |
|  |          | Four or more times | 11           | 5.5          | 404            | 1.7          | 1,300         | 1.7          |
|  |          | <b>Total</b>       | <b>200</b>   | <b>100.0</b> | <b>23,978</b>  | <b>100.0</b> | <b>75,866</b> | <b>100.0</b> |
| 19f. Come to class without completing readings or assignments [HIEEXPECT]  | NOTCOMPL | Never              | 74           | 36.5         | 13,094         | 53.6         | 41,490        | 53.8         |
|  |          | Once               | 71           | 35.0         | 7,367          | 30.1         | 23,172        | 30.0         |
|  |          | Two or three times | 41           | 20.2         | 3,195          | 13.1         | 10,058        | 13.0         |
|  |          | Four or more times | 17           | 8.4          | 790            | 3.2          | 2,432         | 3.2          |
|  |          | <b>Total</b>       | <b>203</b>   | <b>100.0</b> | <b>24,446</b>  | <b>100.0</b> | <b>77,152</b> | <b>100.0</b> |

\* The comparison group and cohort columns on this page EXCLUDE your college.

**Survey of Entering Student Engagement - Los Medanos College (2018 Administration)**

**2018 Benchmark Frequency Distributions - Main Survey**

Comparison Group: Large Colleges in the 2018 Cohort\*

Entering Students Only - Breakout by Enrollment Status: Full-Time Students

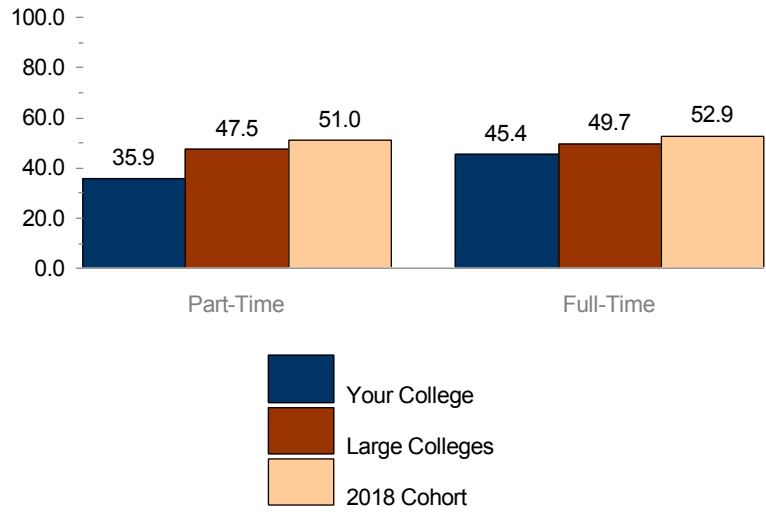
[Unweighted]

High Expectations and Aspirations (HIEEXPECT)

|   |          |                    | Your College |         | Large Colleges |         | 2018 Cohort |         |
|---|----------|--------------------|--------------|---------|----------------|---------|-------------|---------|
| Item  | Variable | Responses          | Count        | Percent | Count          | Percent | Count       | Percent |
| Item 19: During the first three weeks of your first semester/quarter at this college, about how often did you do the following? |          |                    |              |         |                |         |             |         |
| 19s. Skip class [HIEEXPECT]   | SKIPCL   | Never              | 125          | 61.0    | 18,716         | 76.4    | 58,890      | 76.1    |
|   |          | Once               | 47           | 22.9    | 3,976          | 16.2    | 12,723      | 16.5    |
|   |          | Two or three times | 28           | 13.7    | 1,478          | 6.0     | 4,758       | 6.2     |
|   |          | Four or more times | 5            | 2.4     | 313            | 1.3     | 968         | 1.3     |
|   |          | Total              | 205          | 100.0   | 24,483         | 100.0   | 77,339      | 100.0   |

\* The comparison group and cohort columns on this page EXCLUDE your college.

**Survey of Entering Student Engagement**  
**Los Medanos College (2018 Administration)**  
**2018 Benchmark Bar Chart - Main Survey**  
 Comparison Group: Large Colleges in the 2018 Cohort\*  
 Entering Students Only - Breakout by Enrollment Status  
 [Unweighted]  
 Clear Academic Plan and Pathway (ACADPLAN)



\* The comparison group and cohort bars on this page INCLUDE your college.

**Survey of Entering Student Engagement - Los Medanos College (2018 Administration)**

**2018 Benchmark Means Report - Main Survey**

Comparison Group: Large Colleges in the 2018 Cohort\*

Entering Students Only - Breakout by Enrollment Status

[Unweighted]

Clear Academic Plan and Pathway (ACADPLAN)

|  |          |                | Your College | Large Colleges |               | 2018 Cohort |               |
|--|----------|----------------|--------------|----------------|---------------|-------------|---------------|
| Item   | Variable | Breakout Group | Mean         | Mean           | Effect Size** | Mean        | Effect Size** |
| Item 18: Think about your experiences from the time of your decision to attend this college through the end of the first three weeks of your first semester/quarter.           |          |                |              |                |               |             |               |
| 1 = Strongly disagree, 2 = Disagree, 3 = Neutral, 4 = Agree, 5 = Strongly agree  |          |                |              |                |               |             |               |
| 18d. I was able to meet with an academic advisor at times convenient for me [ACADPLAN]   | AACONTIM | Part-time      | 3.41         | 3.76           |               | 3.78        | -0.38**       |
|  |          | Full-time      | 3.66         | 3.83           |               | 3.87        |               |
| 18e. An advisor helped me to select a course of study, program, or major [ACADPLAN]  | AASELMAJ | Part-time      | 3.21         | 3.70           | -0.43**       | 3.72        | -0.45**       |
|  |          | Full-time      | 3.49         | 3.75           |               | 3.78        | -0.26**       |
| 18f. An advisor helped me to set academic goals and to create a plan for achieving them [ACADPLAN]   | ACADGOAL | Part-time      | 3.02         | 3.33           |               | 3.37        |               |
|  |          | Full-time      | 3.45         | 3.37           |               | 3.43        |               |
| 18g. An advisor helped me to identify the courses I needed to take during my first semester/quarter [ACADPLAN]   | CRSADV   | Part-time      | 3.28         | 3.90           | -0.59**       | 3.92        | -0.60**       |
|  |          | Full-time      | 3.61         | 3.99           | -0.36**       | 4.03        | -0.41**       |
| 18h. A college staff member talked with me about my commitments outside of school (work, children, dependents, etc.) to help me figure out how many courses to take [ACADPLAN] | OSCOMM   | Part-time      | 2.57         | 2.86           |               | 2.89        |               |
|  |          | Full-time      | 2.90         | 2.89           |               | 2.94        |               |

\* The comparison group and cohort columns on this page EXCLUDE your college.

\*\* T-test: 2-tailed

If a row contains less than 50 respondents, interpret the comparison results cautiously.

**Survey of Entering Student Engagement - Los Medanos College (2018 Administration)**  
**2018 Benchmark Frequency Distributions - Main Survey**

Comparison Group: Large Colleges in the 2018 Cohort\*

Entering Students Only - Breakout by Enrollment Status: Part-Time Students

[Unweighted]

Clear Academic Plan and Pathway (ACADPLAN)

| Item   | Variable | Responses         | Your College |              | Large Colleges |              | 2018 Cohort   |              |
|--|----------|-------------------|--------------|--------------|----------------|--------------|---------------|--------------|
|  |          |                   | Count        | Percent      | Count          | Percent      | Count         | Percent      |
| Item 18: Think about your experiences from the time of your decision to attend this college through the end of the first three weeks of your first semester/quarter.           |          |                   |              |              |                |              |               |              |
| 18d. I was able to meet with an academic advisor at times convenient for me [ACADPLAN]   | AACONTIM | Strongly disagree | 3            | 3.5          | 233            | 2.5          | 662           | 2.4          |
|  |          | Disagree          | 16           | 18.8         | 687            | 7.3          | 2,043         | 7.3          |
|  |          | Neutral           | 28           | 32.9         | 2,501          | 26.7         | 7,097         | 25.3         |
|  |          | Agree             | 19           | 22.4         | 3,654          | 38.9         | 11,079        | 39.5         |
|  |          | Strongly agree    | 19           | 22.4         | 2,309          | 24.6         | 7,143         | 25.5         |
|  |          | <b>Total</b>      | <b>85</b>    | <b>100.0</b> | <b>9,384</b>   | <b>100.0</b> | <b>28,024</b> | <b>100.0</b> |
| 18e. An advisor helped me to select a course of study, program, or major [ACADPLAN]  | AASELMAJ | Strongly disagree | 10           | 11.6         | 433            | 4.6          | 1,284         | 4.5          |
|  |          | Disagree          | 20           | 23.3         | 1,208          | 12.8         | 3,456         | 12.2         |
|  |          | Neutral           | 16           | 18.6         | 1,773          | 18.8         | 5,289         | 18.7         |
|  |          | Agree             | 22           | 25.6         | 3,363          | 35.6         | 10,097        | 35.8         |
|  |          | Strongly agree    | 18           | 20.9         | 2,675          | 28.3         | 8,115         | 28.7         |
|  |          | <b>Total</b>      | <b>86</b>    | <b>100.0</b> | <b>9,452</b>   | <b>100.0</b> | <b>28,241</b> | <b>100.0</b> |
| 18f. An advisor helped me to set academic goals and to create a plan for achieving them [ACADPLAN]   | ACADGOAL | Strongly disagree | 12           | 13.8         | 573            | 6.1          | 1,623         | 5.8          |
|  |          | Disagree          | 22           | 25.3         | 1,899          | 20.2         | 5,345         | 19.0         |
|  |          | Neutral           | 20           | 23.0         | 2,552          | 27.1         | 7,790         | 27.7         |
|  |          | Agree             | 18           | 20.7         | 2,599          | 27.6         | 7,821         | 27.8         |
|  |          | Strongly agree    | 15           | 17.2         | 1,798          | 19.1         | 5,561         | 19.8         |
|  |          | <b>Total</b>      | <b>87</b>    | <b>100.0</b> | <b>9,421</b>   | <b>100.0</b> | <b>28,140</b> | <b>100.0</b> |
| 18g. An advisor helped me to identify the courses I needed to take during my first semester/quarter [ACADPLAN]   | CRSADV   | Strongly disagree | 11           | 12.9         | 339            | 3.6          | 1,003         | 3.6          |
|  |          | Disagree          | 18           | 21.2         | 788            | 8.3          | 2,258         | 8.0          |
|  |          | Neutral           | 14           | 16.5         | 1,351          | 14.3         | 4,002         | 14.2         |
|  |          | Agree             | 20           | 23.5         | 3,961          | 41.9         | 11,771        | 41.7         |
|  |          | Strongly agree    | 22           | 25.9         | 3,004          | 31.8         | 9,190         | 32.6         |
|  |          | <b>Total</b>      | <b>85</b>    | <b>100.0</b> | <b>9,443</b>   | <b>100.0</b> | <b>28,224</b> | <b>100.0</b> |
| 18h. A college staff member talked with me about my commitments outside of school (work, children, dependents, etc.) to help me figure out how many courses to take [ACADPLAN] | OSCOMM   | Strongly disagree | 16           | 18.6         | 1,184          | 12.5         | 3,394         | 12.0         |
|  |          | Disagree          | 32           | 37.2         | 3,042          | 32.2         | 8,772         | 31.1         |
|  |          | Neutral           | 21           | 24.4         | 2,303          | 24.4         | 6,978         | 24.7         |
|  |          | Agree             | 7            | 8.1          | 1,788          | 18.9         | 5,579         | 19.8         |
|  |          | Strongly agree    | 10           | 11.6         | 1,129          | 12.0         | 3,508         | 12.4         |
|  |          | <b>Total</b>      | <b>86</b>    | <b>100.0</b> | <b>9,446</b>   | <b>100.0</b> | <b>28,231</b> | <b>100.0</b> |

\* The comparison group and cohort columns on this page EXCLUDE your college.

**Survey of Entering Student Engagement - Los Medanos College (2018 Administration)**  
**2018 Benchmark Frequency Distributions - Main Survey**

Comparison Group: Large Colleges in the 2018 Cohort\*

Entering Students Only - Breakout by Enrollment Status: Full-Time Students

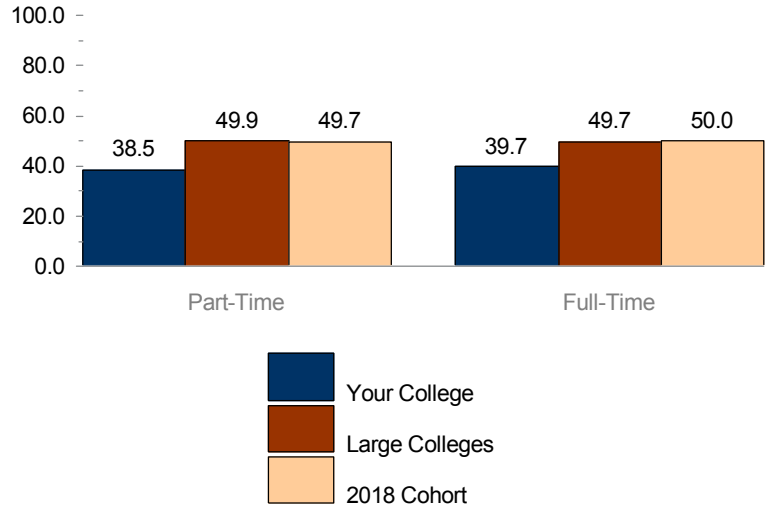
[Unweighted]

Clear Academic Plan and Pathway (ACADPLAN)

| Item   | Variable | Responses         | Your College |              | Large Colleges |              | 2018 Cohort   |              |
|--|----------|-------------------|--------------|--------------|----------------|--------------|---------------|--------------|
|  |          |                   | Count        | Percent      | Count          | Percent      | Count         | Percent      |
| Item 18: Think about your experiences from the time of your decision to attend this college through the end of the first three weeks of your first semester/quarter.           |          |                   |              |              |                |              |               |              |
| 18d. I was able to meet with an academic advisor at times convenient for me [ACADPLAN]   | AACONTIM | Strongly disagree | 4            | 2.0          | 468            | 1.9          | 1,472         | 1.9          |
|  |          | Disagree          | 17           | 8.4          | 1,623          | 6.7          | 4,700         | 6.2          |
|  |          | Neutral           | 58           | 28.6         | 6,114          | 25.3         | 17,876        | 23.4         |
|  |          | Agree             | 90           | 44.3         | 9,386          | 38.8         | 30,397        | 39.8         |
|  |          | Strongly agree    | 34           | 16.7         | 6,602          | 27.3         | 21,937        | 28.7         |
|  |          | <b>Total</b>      | <b>203</b>   | <b>100.0</b> | <b>24,193</b>  | <b>100.0</b> | <b>76,382</b> | <b>100.0</b> |
| 18e. An advisor helped me to select a course of study, program, or major [ACADPLAN]  | AASELMAJ | Strongly disagree | 10           | 4.9          | 1,151          | 4.7          | 3,312         | 4.3          |
|  |          | Disagree          | 32           | 15.7         | 2,963          | 12.2         | 8,895         | 11.6         |
|  |          | Neutral           | 54           | 26.5         | 4,258          | 17.5         | 13,257        | 17.2         |
|  |          | Agree             | 65           | 31.9         | 8,487          | 34.8         | 27,025        | 35.1         |
|  |          | Strongly agree    | 43           | 21.1         | 7,511          | 30.8         | 24,421        | 31.8         |
|  |          | <b>Total</b>      | <b>204</b>   | <b>100.0</b> | <b>24,370</b>  | <b>100.0</b> | <b>76,910</b> | <b>100.0</b> |
| 18f. An advisor helped me to set academic goals and to create a plan for achieving them [ACADPLAN]   | ACADGOAL | Strongly disagree | 9            | 4.4          | 1,467          | 6.0          | 4,096         | 5.3          |
|  |          | Disagree          | 34           | 16.7         | 4,666          | 19.2         | 13,591        | 17.7         |
|  |          | Neutral           | 58           | 28.6         | 6,553          | 27.0         | 20,647        | 26.9         |
|  |          | Agree             | 61           | 30.0         | 6,601          | 27.2         | 21,720        | 28.3         |
|  |          | Strongly agree    | 41           | 20.2         | 5,017          | 20.6         | 16,696        | 21.8         |
|  |          | <b>Total</b>      | <b>203</b>   | <b>100.0</b> | <b>24,304</b>  | <b>100.0</b> | <b>76,750</b> | <b>100.0</b> |
| 18g. An advisor helped me to identify the courses I needed to take during my first semester/quarter [ACADPLAN]   | CRSADV   | Strongly disagree | 11           | 5.4          | 818            | 3.4          | 2,275         | 3.0          |
|  |          | Disagree          | 26           | 12.8         | 1,706          | 7.0          | 5,003         | 6.5          |
|  |          | Neutral           | 46           | 22.7         | 3,168          | 13.0         | 9,491         | 12.3         |
|  |          | Agree             | 68           | 33.5         | 9,893          | 40.7         | 31,751        | 41.3         |
|  |          | Strongly agree    | 52           | 25.6         | 8,748          | 36.0         | 28,346        | 36.9         |
|  |          | <b>Total</b>      | <b>203</b>   | <b>100.0</b> | <b>24,333</b>  | <b>100.0</b> | <b>76,866</b> | <b>100.0</b> |
| 18h. A college staff member talked with me about my commitments outside of school (work, children, dependents, etc.) to help me figure out how many courses to take [ACADPLAN] | OSCOMM   | Strongly disagree | 17           | 8.4          | 2,910          | 12.0         | 8,600         | 11.2         |
|  |          | Disagree          | 70           | 34.7         | 7,726          | 31.7         | 23,207        | 30.2         |
|  |          | Neutral           | 55           | 27.2         | 5,995          | 24.6         | 19,415        | 25.3         |
|  |          | Agree             | 37           | 18.3         | 4,664          | 19.2         | 15,522        | 20.2         |
|  |          | Strongly agree    | 23           | 11.4         | 3,048          | 12.5         | 10,105        | 13.1         |
|  |          | <b>Total</b>      | <b>202</b>   | <b>100.0</b> | <b>24,343</b>  | <b>100.0</b> | <b>76,849</b> | <b>100.0</b> |

\* The comparison group and cohort columns on this page EXCLUDE your college.

**Survey of Entering Student Engagement**  
**Los Medanos College (2018 Administration)**  
**2018 Benchmark Bar Chart - Main Survey**  
Comparison Group: Large Colleges in the 2018 Cohort\*  
Entering Students Only - Breakout by Enrollment Status  
[Unweighted]  
Effective Track to College Readiness (COLLREAD)



\* The comparison group and cohort bars on this page INCLUDE your college.



**Survey of Entering Student Engagement - Los Medanos College (2018 Administration)**

**2018 Benchmark Means Report - Main Survey**

Comparison Group: Large Colleges in the 2018 Cohort\*

Entering Students Only - Breakout by Enrollment Status

[Unweighted]

Effective Track to College Readiness (COLLREAD)

|   |          |                | Your College | Large Colleges |               | 2018 Cohort |               |
|---|----------|----------------|--------------|----------------|---------------|-------------|---------------|
| Item  | Variable | Breakout Group | Mean         | Mean           | Effect Size** | Mean        | Effect Size** |
| Item 21: Think about your experiences from the time of your decision to attend this college through the end of the first three weeks of your first semester/quarter. Within a class, or through another experience at this college: |          |                |              |                |               |             |               |
| 1 = Strongly disagree, 2 = Disagree, 3 = Neutral, 4 = Agree, 5 = Strongly agree   |          |                |              |                |               |             |               |
| 21a. I learned to improve my study skills (listening, note taking, highlighting readings, working with others, etc.) [COLLREAD]   | LNDSTUDY | Part-time      | 4.00         | 4.04           |               | 4.03        |               |
|   |          | Full-time      | 4.00         | 4.05           |               | 4.03        |               |
| 21b. I learned to understand my academic strengths and weaknesses [COLLREAD]  | LNDACAWK | Part-time      | 3.85         | 3.96           |               | 3.95        |               |
|   |          | Full-time      | 4.04         | 4.00           |               | 3.99        |               |
| 21c. I learned skills and strategies to improve my test-taking ability [COLLREAD]   | LNSKLLS  | Part-time      | 3.49         | 3.70           |               | 3.67        |               |
|   |          | Full-time      | 3.47         | 3.68           |               | 3.66        |               |
| One or more items in this benchmark are not suited to means calculations. Please see the Frequency Distribution that follows for these items.   |          |                |              |                |               |             |               |

\* The comparison group and cohort columns on this page EXCLUDE your college.

\*\* T-test: 2-tailed

If a row contains less than 50 respondents, interpret the comparison results cautiously.

**Survey of Entering Student Engagement - Los Medanos College (2018 Administration)**  
**2018 Benchmark Frequency Distributions - Main Survey**

Comparison Group: Large Colleges in the 2018 Cohort\*

Entering Students Only - Breakout by Enrollment Status: Part-Time Students

[Unweighted]

Effective Track to College Readiness (COLLREAD)

| Item  | Variable | Responses         | Your College |         | Large Colleges |         | 2018 Cohort |         |
|---|----------|-------------------|--------------|---------|----------------|---------|-------------|---------|
|   |          |                   | Count        | Percent | Count          | Percent | Count       | Percent |
| Item 12: Think about your experiences from the time of your decision to attend this college through the end of the first three weeks of your first semester/quarter.  |          |                   |              |         |                |         |             |         |
| 12a. Before I could register for classes, I was required to take a placement test (COMPASS, ASSET, ACCUPLACER, SAT, ACT, etc.) to assess my skills in reading, writing, and/or math [COLLREAD]                                      | REQPTEST | Yes               | 15           | 45.5    | 7,653          | 81.5    | 22,852      | 81.4    |
|   |          | No                | 18           | 54.5    | 1,735          | 18.5    | 5,207       | 18.6    |
|   |          | Total             | 33           | 100.0   | 9,388          | 100.0   | 28,059      | 100.0   |
| 12b. I took a placement test (COMPASS, ASSET, ACCUPLACER, SAT, ACT, etc.) [COLLREAD]  | TKPTEST  | Yes               | 16           | 53.3    | 7,743          | 84.5    | 23,162      | 84.7    |
|   |          | No                | 14           | 46.7    | 1,418          | 15.5    | 4,184       | 15.3    |
|   |          | Total             | 30           | 100.0   | 9,161          | 100.0   | 27,346      | 100.0   |
| Item 14   |          |                   |              |         |                |         |             |         |
| 14. This college required me to enroll in classes indicated by my placement test scores during my first semester/quarter [COLLREAD]   | REQCLASS | Yes               | 17           | 47.2    | 6,297          | 67.4    | 18,481      | 66.2    |
|   |          | No                | 19           | 52.8    | 3,050          | 32.6    | 9,454       | 33.8    |
|   |          | Total             | 36           | 100.0   | 9,347          | 100.0   | 27,935      | 100.0   |
| Item 21: Think about your experiences from the time of your decision to attend this college through the end of the first three weeks of your first semester/quarter. Within a class, or through another experience at this college: |          |                   |              |         |                |         |             |         |
| 21a. I learned to improve my study skills (listening, note taking, highlighting readings, working with others, etc.) [COLLREAD]   | LNDSTUDY | Strongly disagree | 2            | 2.4     | 108            | 1.1     | 369         | 1.3     |
|   |          | Disagree          | 2            | 2.4     | 351            | 3.7     | 1,057       | 3.8     |
|   |          | Neutral           | 19           | 22.4    | 1,840          | 19.5    | 5,535       | 19.7    |
|   |          | Agree             | 33           | 38.8    | 3,882          | 41.1    | 11,643      | 41.3    |
|   |          | Strongly agree    | 29           | 34.1    | 3,265          | 34.6    | 9,557       | 33.9    |
|   |          | Total             | 85           | 100.0   | 9,446          | 100.0   | 28,161      | 100.0   |
| 21b. I learned to understand my academic strengths and weaknesses [COLLREAD]  | LNDACAWK | Strongly disagree | 4            | 4.7     | 88             | 0.9     | 318         | 1.1     |
|   |          | Disagree          | 2            | 2.4     | 359            | 3.8     | 1,105       | 3.9     |
|   |          | Neutral           | 16           | 18.8    | 2,181          | 23.1    | 6,414       | 22.8    |
|   |          | Agree             | 44           | 51.8    | 4,002          | 42.4    | 12,044      | 42.8    |
|   |          | Strongly agree    | 19           | 22.4    | 2,807          | 29.7    | 8,252       | 29.3    |
|   |          | Total             | 85           | 100.0   | 9,437          | 100.0   | 28,133      | 100.0   |
| 21c. I learned skills and strategies to improve my test-taking ability [COLLREAD]   | LNDKLLS  | Strongly disagree | 4            | 4.7     | 234            | 2.5     | 724         | 2.6     |
|   |          | Disagree          | 11           | 12.9    | 816            | 8.6     | 2,544       | 9.0     |
|   |          | Neutral           | 26           | 30.6    | 2,914          | 30.9    | 8,885       | 31.6    |
|   |          | Agree             | 27           | 31.8    | 3,049          | 32.3    | 9,004       | 32.0    |
|   |          | Strongly agree    | 17           | 20.0    | 2,427          | 25.7    | 6,983       | 24.8    |
|   |          | Total             | 85           | 100.0   | 9,440          | 100.0   | 28,140      | 100.0   |

\* The comparison group and cohort columns on this page EXCLUDE your college.

**Survey of Entering Student Engagement - Los Medanos College (2018 Administration)**  
**2018 Benchmark Frequency Distributions - Main Survey**

Comparison Group: Large Colleges in the 2018 Cohort\*

Entering Students Only - Breakout by Enrollment Status: Full-Time Students

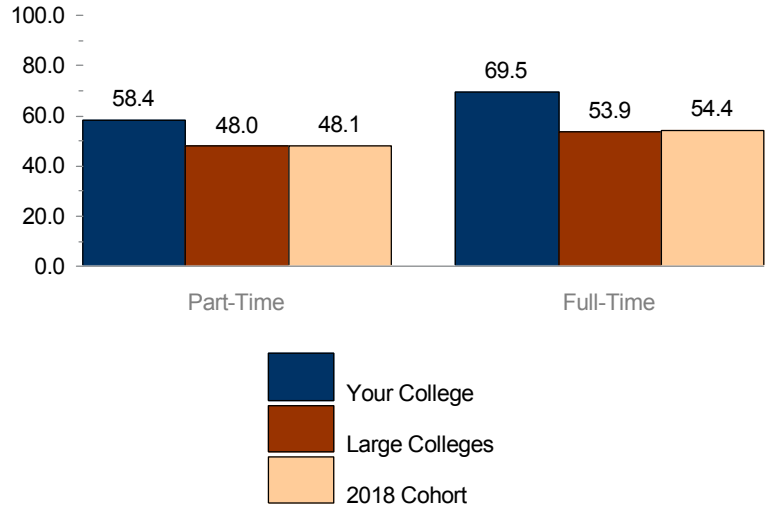
[Unweighted]

Effective Track to College Readiness (COLLREAD)

| Item  | Variable | Responses         | Your College |         | Large Colleges |         | 2018 Cohort |         |
|---|----------|-------------------|--------------|---------|----------------|---------|-------------|---------|
|   |          |                   | Count        | Percent | Count          | Percent | Count       | Percent |
| Item 12: Think about your experiences from the time of your decision to attend this college through the end of the first three weeks of your first semester/quarter.  |          |                   |              |         |                |         |             |         |
| 12a. Before I could register for classes, I was required to take a placement test (COMPASS, ASSET, ACCUPLACER, SAT, ACT, etc.) to assess my skills in reading, writing, and/or math [COLLREAD]                                      | REQPTST  | Yes               | 42           | 48.8    | 18,952         | 78.3    | 60,813      | 79.5    |
|   |          | No                | 44           | 51.2    | 5,260          | 21.7    | 15,653      | 20.5    |
|   |          | Total             | 86           | 100.0   | 24,212         | 100.0   | 76,466      | 100.0   |
| 12b. I took a placement test (COMPASS, ASSET, ACCUPLACER, SAT, ACT, etc.) [COLLREAD]  | TKPTST   | Yes               | 48           | 59.3    | 20,127         | 84.6    | 64,407      | 85.7    |
|   |          | No                | 33           | 40.7    | 3,656          | 15.4    | 10,720      | 14.3    |
|   |          | Total             | 81           | 100.0   | 23,783         | 100.0   | 75,127      | 100.0   |
| Item 14   |          |                   |              |         |                |         |             |         |
| 14. This college required me to enroll in classes indicated by my placement test scores during my first semester/quarter [COLLREAD]   | REQCLASS | Yes               | 32           | 40.5    | 14,940         | 62.1    | 47,558      | 62.5    |
|   |          | No                | 47           | 59.5    | 9,125          | 37.9    | 28,564      | 37.5    |
|   |          | Total             | 79           | 100.0   | 24,065         | 100.0   | 76,122      | 100.0   |
| Item 21: Think about your experiences from the time of your decision to attend this college through the end of the first three weeks of your first semester/quarter. Within a class, or through another experience at this college: |          |                   |              |         |                |         |             |         |
| 21a. I learned to improve my study skills (listening, note taking, highlighting readings, working with others, etc.) [COLLREAD]   | LNDSTUDY | Strongly disagree | 5            | 2.4     | 324            | 1.3     | 997         | 1.3     |
|   |          | Disagree          | 7            | 3.4     | 908            | 3.7     | 3,023       | 3.9     |
|   |          | Neutral           | 34           | 16.6    | 4,502          | 18.5    | 14,563      | 19.0    |
|   |          | Agree             | 95           | 46.3    | 9,980          | 41.1    | 32,053      | 41.7    |
|   |          | Strongly agree    | 64           | 31.2    | 8,589          | 35.3    | 26,161      | 34.1    |
|   |          | Total             | 205          | 100.0   | 24,303         | 100.0   | 76,797      | 100.0   |
| 21b. I learned to understand my academic strengths and weaknesses [COLLREAD]  | LNDACAWK | Strongly disagree | 2            | 1.0     | 263            | 1.1     | 802         | 1.0     |
|   |          | Disagree          | 5            | 2.5     | 896            | 3.7     | 2,868       | 3.7     |
|   |          | Neutral           | 37           | 18.1    | 5,067          | 20.9    | 16,212      | 21.1    |
|   |          | Agree             | 99           | 48.5    | 10,415         | 42.9    | 33,508      | 43.7    |
|   |          | Strongly agree    | 61           | 29.9    | 7,637          | 31.5    | 23,308      | 30.4    |
|   |          | Total             | 204          | 100.0   | 24,278         | 100.0   | 76,698      | 100.0   |
| 21c. I learned skills and strategies to improve my test-taking ability [COLLREAD]   | LNDKLLS  | Strongly disagree | 7            | 3.4     | 637            | 2.6     | 1,990       | 2.6     |
|   |          | Disagree          | 30           | 14.6    | 2,374          | 9.8     | 7,679       | 10.0    |
|   |          | Neutral           | 63           | 30.7    | 7,376          | 30.4    | 23,683      | 30.9    |
|   |          | Agree             | 69           | 33.7    | 7,654          | 31.5    | 24,344      | 31.7    |
|   |          | Strongly agree    | 36           | 17.6    | 6,229          | 25.7    | 19,003      | 24.8    |
|   |          | Total             | 205          | 100.0   | 24,270         | 100.0   | 76,699      | 100.0   |

\* The comparison group and cohort columns on this page EXCLUDE your college.

**Survey of Entering Student Engagement**  
**Los Medanos College (2018 Administration)**  
**2018 Benchmark Bar Chart - Main Survey**  
Comparison Group: Large Colleges in the 2018 Cohort\*  
Entering Students Only - Breakout by Enrollment Status  
[Unweighted]  
Engaged Learning (ENGAGLRN)



\* The comparison group and cohort bars on this page INCLUDE your college.

**Survey of Entering Student Engagement - Los Medanos College (2018 Administration)**

**2018 Benchmark Means Report - Main Survey**

Comparison Group: Large Colleges in the 2018 Cohort\*

Entering Students Only - Breakout by Enrollment Status

[Unweighted]

Engaged Learning (ENGAGLRN)

|   |          |                | Your College | Large Colleges |               | 2018 Cohort |               |
|---|----------|----------------|--------------|----------------|---------------|-------------|---------------|
| Item  | Variable | Breakout Group | Mean         | Mean           | Effect Size** | Mean        | Effect Size** |
| Item 19: During the first three weeks of your first semester/quarter at this college, about how often did you do the following?                               |          |                |              |                |               |             |               |
| 1 = Never, 2 = Once, 3 = Two or three times, 4 = Four or more times   |          |                |              |                |               |             |               |
| 19a. Ask questions in class or contribute to class discussions [ENGAGLRN]   | ASKQUES  | Part-time      | 2.62         | 2.77           |               | 2.73        |               |
|   |          | Full-time      | 2.83         | 2.83           |               | 2.81        |               |
| 19b. Prepare at least two drafts of a paper or assignment before turning it in [ENGAGLRN]   | PREPDRFT | Part-time      | 2.11         | 2.12           |               | 2.10        |               |
|   |          | Full-time      | 2.14         | 2.14           |               | 2.12        |               |
| 19e. Participate in supplemental instruction (extra class sessions with an instructor, tutor, or experienced student) [ENGAGLRN]                              | SUPINSTR | Part-time      | 1.84         | 1.54           |               | 1.52        | 0.37**        |
|   |          | Full-time      | 1.90         | 1.59           | 0.35**        | 1.56        | 0.38**        |
| 19g. Work with other students on a project or assignment during class [ENGAGLRN]  | PINCLASS | Part-time      | 3.05         | 2.42           | 0.63**        | 2.40        | 0.65**        |
|   |          | Full-time      | 2.98         | 2.56           | 0.44**        | 2.56        | 0.43**        |
| 19h. Work with classmates outside of class on class projects or assignments [ENGAGLRN]  | PREPOUTC | Part-time      | 1.63         | 1.51           |               | 1.51        |               |
|   |          | Full-time      | 2.06         | 1.67           | 0.42**        | 1.71        | 0.37**        |
| 19i. Participate in a required study group outside of class [ENGAGLRN]  | GRPSTUDY | Part-time      | 1.44         | 1.28           |               | 1.27        |               |
|   |          | Full-time      | 1.71         | 1.33           | 0.53**        | 1.34        | 0.49**        |
| 19j. Participate in a student-initiated (not required) study group outside of class [ENGAGLRN]  | NRGSTUDY | Part-time      | 1.27         | 1.26           |               | 1.26        |               |
|   |          | Full-time      | 1.63         | 1.36           | 0.35**        | 1.37        | 0.33**        |
| 19k. Use an electronic tool (e-mail, text messaging, Facebook, MySpace, class Web site, etc.) to communicate with another student about coursework [ENGAGLRN] | USEINTMG | Part-time      | 2.48         | 2.09           |               | 2.09        |               |
|   |          | Full-time      | 2.87         | 2.34           | 0.47**        | 2.37        | 0.44**        |
| 19l. Use an electronic tool (e-mail, text messaging, Facebook, MySpace, class Web site, etc.) to communicate with an instructor about coursework [ENGAGLRN]   | MAILFAC  | Part-time      | 2.20         | 2.18           |               | 2.15        |               |
|   |          | Full-time      | 2.48         | 2.36           |               | 2.33        |               |
| 19m. Discuss an assignment or grade with an instructor [ENGAGLRN]   | FACASSN  | Part-time      | 2.02         | 2.03           |               | 2.01        |               |
|   |          | Full-time      | 2.22         | 2.10           |               | 2.08        |               |
| 19n. Ask for help from an instructor regarding questions or problems related to a class [ENGAGLRN]  | CLASSREL | Part-time      | 2.26         | 2.33           |               | 2.30        |               |
|   |          | Full-time      | 2.59         | 2.39           |               | 2.37        |               |
| 19o. Receive prompt written or oral feedback from instructors on your performance [ENGAGLRN]  | FEEDBACK | Part-time      | 2.46         | 2.30           |               | 2.27        |               |
|   |          | Full-time      | 2.64         | 2.44           |               | 2.42        |               |
| 19q. Discuss ideas from your readings or classes with instructors outside of class [ENGAGLRN]   | FACIDOC  | Part-time      | 1.68         | 1.56           |               | 1.54        |               |
|   |          | Full-time      | 1.75         | 1.64           |               | 1.62        |               |

\* The comparison group and cohort columns on this page EXCLUDE your college.

\*\* T-test: 2-tailed

If a row contains less than 50 respondents, interpret the comparison results cautiously.

**Survey of Entering Student Engagement - Los Medanos College (2018 Administration)**

**2018 Benchmark Means Report - Main Survey**

Comparison Group: Large Colleges in the 2018 Cohort\*

Entering Students Only - Breakout by Enrollment Status

[Unweighted]

Engaged Learning (ENGAGLRN)

|  |          |                | Your College | Large Colleges |               | 2018 Cohort |               |
|--|----------|----------------|--------------|----------------|---------------|-------------|---------------|
| Item   | Variable | Breakout Group | Mean         | Mean           | Effect Size** | Mean        | Effect Size** |
| Item 20.2: Think about your experiences from the time of your decision to attend this college through the end of the first three weeks of your first semester/quarter. How often did you use the following services? |          |                |              |                |               |             |               |
| 1 = Never, 2 = Once, 3 = Two or three times, 4 = Four or more times  |          |                |              |                |               |             |               |
| 20.2d. Face-to-face tutoring [ENGAGLRN]  | FFTUSE   | Part-time      | 1.47         | 1.30           |               | 1.29        |               |
|  |          | Full-time      | 1.62         | 1.34           | 0.37**        | 1.32        | 0.41**        |
| 20.2f. Writing, math, or other skill lab [ENGAGLRN]  | SKLABUSE | Part-time      | 2.49         | 1.56           | 0.96**        | 1.58        | 0.93**        |
|  |          | Full-time      | 2.73         | 1.59           | 1.15**        | 1.61        | 1.10**        |
| 20.2h. Computer lab [ENGAGLRN]   | COMLBUSE | Part-time      | 2.03         | 1.86           |               | 1.87        |               |
|  |          | Full-time      | 2.11         | 1.97           |               | 2.02        |               |

\* The comparison group and cohort columns on this page EXCLUDE your college.

\*\* T-test: 2-tailed

If a row contains less than 50 respondents, interpret the comparison results cautiously.

**Survey of Entering Student Engagement - Los Medanos College (2018 Administration)**  
**2018 Benchmark Frequency Distributions - Main Survey**

Comparison Group: Large Colleges in the 2018 Cohort\*

Entering Students Only - Breakout by Enrollment Status: Part-Time Students

[Unweighted]

Engaged Learning (ENGAGLRN)

| Item   | Variable | Responses          | Your College |              | Large Colleges |              | 2018 Cohort   |              |
|--|----------|--------------------|--------------|--------------|----------------|--------------|---------------|--------------|
|  |          |                    | Count        | Percent      | Count          | Percent      | Count         | Percent      |
| Item 19: During the first three weeks of your first semester/quarter at this college, about how often did you do the following?  |          |                    |              |              |                |              |               |              |
| 19a. Ask questions in class or contribute to class discussions [ENGAGLRN]  | ASKQUES  | Never              | 11           | 12.6         | 926            | 9.7          | 3,012         | 10.6         |
|  |          | Once               | 26           | 29.9         | 2,389          | 25.0         | 7,438         | 26.1         |
|  |          | Two or three times | 35           | 40.2         | 4,228          | 44.3         | 12,382        | 43.5         |
|  |          | Four or more times | 15           | 17.2         | 2,004          | 21.0         | 5,663         | 19.9         |
|  |          | <b>Total</b>       | <b>87</b>    | <b>100.0</b> | <b>9,547</b>   | <b>100.0</b> | <b>28,495</b> | <b>100.0</b> |
| 19b. Prepare at least two drafts of a paper or assignment before turning it in [ENGAGLRN]  | PREPDRFT | Never              | 24           | 28.6         | 2,818          | 29.8         | 8,576         | 30.4         |
|  |          | Once               | 33           | 39.3         | 3,333          | 35.3         | 10,008        | 35.5         |
|  |          | Two or three times | 21           | 25.0         | 2,638          | 27.9         | 7,844         | 27.8         |
|  |          | Four or more times | 6            | 7.1          | 663            | 7.0          | 1,802         | 6.4          |
|  |          | <b>Total</b>       | <b>84</b>    | <b>100.0</b> | <b>9,452</b>   | <b>100.0</b> | <b>28,230</b> | <b>100.0</b> |
| 19e. Participate in supplemental instruction (extra class sessions with an instructor, tutor, or experienced student) [ENGAGLRN] | SUPINSTR | Never              | 48           | 55.2         | 6,390          | 67.1         | 19,244        | 67.7         |
|  |          | Once               | 15           | 17.2         | 1,611          | 16.9         | 4,841         | 17.0         |
|  |          | Two or three times | 14           | 16.1         | 1,059          | 11.1         | 3,081         | 10.8         |
|  |          | Four or more times | 10           | 11.5         | 466            | 4.9          | 1,276         | 4.5          |
|  |          | <b>Total</b>       | <b>87</b>    | <b>100.0</b> | <b>9,526</b>   | <b>100.0</b> | <b>28,442</b> | <b>100.0</b> |
| 19g. Work with other students on a project or assignment during class [ENGAGLRN]   | PINCLASS | Never              | 7            | 8.0          | 2,152          | 22.6         | 6,729         | 23.7         |
|  |          | Once               | 12           | 13.8         | 2,540          | 26.7         | 7,629         | 26.8         |
|  |          | Two or three times | 38           | 43.7         | 3,472          | 36.4         | 10,142        | 35.7         |
|  |          | Four or more times | 30           | 34.5         | 1,363          | 14.3         | 3,936         | 13.8         |
|  |          | <b>Total</b>       | <b>87</b>    | <b>100.0</b> | <b>9,527</b>   | <b>100.0</b> | <b>28,436</b> | <b>100.0</b> |
| 19h. Work with classmates outside of class on class projects or assignments [ENGAGLRN]   | PREPOUTC | Never              | 52           | 60.5         | 6,447          | 68.2         | 19,145        | 67.7         |
|  |          | Once               | 20           | 23.3         | 1,615          | 17.1         | 4,914         | 17.4         |
|  |          | Two or three times | 8            | 9.3          | 1,024          | 10.8         | 3,103         | 11.0         |
|  |          | Four or more times | 6            | 7.0          | 372            | 3.9          | 1,107         | 3.9          |
|  |          | <b>Total</b>       | <b>86</b>    | <b>100.0</b> | <b>9,458</b>   | <b>100.0</b> | <b>28,269</b> | <b>100.0</b> |
| 19i. Participate in a required study group outside of class [ENGAGLRN]   | GRPSTUDY | Never              | 63           | 73.3         | 7,829          | 82.2         | 23,404        | 82.3         |
|  |          | Once               | 10           | 11.6         | 960            | 10.1         | 2,883         | 10.1         |
|  |          | Two or three times | 11           | 12.8         | 519            | 5.5          | 1,539         | 5.4          |
|  |          | Four or more times | 2            | 2.3          | 211            | 2.2          | 617           | 2.2          |
|  |          | <b>Total</b>       | <b>86</b>    | <b>100.0</b> | <b>9,519</b>   | <b>100.0</b> | <b>28,443</b> | <b>100.0</b> |
| 19j. Participate in a student-initiated (not required) study group outside of class [ENGAGLRN]                                   | NRGSTUDY | Never              | 68           | 80.0         | 7,896          | 83.3         | 23,502        | 83.1         |
|  |          | Once               | 13           | 15.3         | 912            | 9.6          | 2,807         | 9.9          |
|  |          | Two or three times | 2            | 2.4          | 486            | 5.1          | 1,415         | 5.0          |
|  |          | Four or more times | 2            | 2.4          | 186            | 2.0          | 573           | 2.0          |
|  |          | <b>Total</b>       | <b>85</b>    | <b>100.0</b> | <b>9,480</b>   | <b>100.0</b> | <b>28,297</b> | <b>100.0</b> |

\* The comparison group and cohort columns on this page EXCLUDE your college.

**Survey of Entering Student Engagement - Los Medanos College (2018 Administration)**  
**2018 Benchmark Frequency Distributions - Main Survey**

Comparison Group: Large Colleges in the 2018 Cohort\*

Entering Students Only - Breakout by Enrollment Status: Part-Time Students

[Unweighted]

Engaged Learning (ENGAGLRN)

| Item  | Variable | Responses          | Your College |              | Large Colleges |              | 2018 Cohort   |              |
|---|----------|--------------------|--------------|--------------|----------------|--------------|---------------|--------------|
|   |          |                    | Count        | Percent      | Count          | Percent      | Count         | Percent      |
| <b>Item 19: During the first three weeks of your first semester/quarter at this college, about how often did you do the following?</b>  |          |                    |              |              |                |              |               |              |
| 19k. Use an electronic tool (e-mail, text messaging, Facebook, MySpace, class Web site, etc.) to communicate with another student about coursework [ENGAGLRN]   | USEINTMG | Never              | 24           | 27.9         | 3,999          | 42.0         | 11,957        | 42.0         |
|   |          | Once               | 15           | 17.4         | 2,099          | 22.0         | 6,268         | 22.0         |
|   |          | Two or three times | 29           | 33.7         | 1,986          | 20.8         | 5,910         | 20.8         |
|   |          | Four or more times | 18           | 20.9         | 1,446          | 15.2         | 4,335         | 15.2         |
|   |          | <b>Total</b>       | <b>86</b>    | <b>100.0</b> | <b>9,530</b>   | <b>100.0</b> | <b>28,470</b> | <b>100.0</b> |
| 19l. Use an electronic tool (e-mail, text messaging, Facebook, MySpace, class Web site, etc.) to communicate with an instructor about coursework [ENGAGLRN]   | MAILFAC  | Never              | 24           | 27.9         | 3,055          | 32.2         | 9,765         | 34.5         |
|   |          | Once               | 33           | 38.4         | 2,818          | 29.7         | 8,040         | 28.4         |
|   |          | Two or three times | 17           | 19.8         | 2,426          | 25.6         | 7,075         | 25.0         |
|   |          | Four or more times | 12           | 14.0         | 1,191          | 12.6         | 3,431         | 12.1         |
|   |          | <b>Total</b>       | <b>86</b>    | <b>100.0</b> | <b>9,490</b>   | <b>100.0</b> | <b>28,311</b> | <b>100.0</b> |
| 19m. Discuss an assignment or grade with an instructor [ENGAGLRN]   | FACASSN  | Never              | 32           | 36.8         | 3,299          | 34.7         | 10,183        | 35.8         |
|   |          | Once               | 26           | 29.9         | 3,267          | 34.3         | 9,763         | 34.3         |
|   |          | Two or three times | 24           | 27.6         | 2,331          | 24.5         | 6,653         | 23.4         |
|   |          | Four or more times | 5            | 5.7          | 618            | 6.5          | 1,839         | 6.5          |
|   |          | <b>Total</b>       | <b>87</b>    | <b>100.0</b> | <b>9,515</b>   | <b>100.0</b> | <b>28,438</b> | <b>100.0</b> |
| 19n. Ask for help from an instructor regarding questions or problems related to a class [ENGAGLRN]  | CLASSREL | Never              | 22           | 25.6         | 2,184          | 23.0         | 7,015         | 24.7         |
|   |          | Once               | 30           | 34.9         | 3,097          | 32.6         | 9,162         | 32.3         |
|   |          | Two or three times | 24           | 27.9         | 3,121          | 32.8         | 8,984         | 31.7         |
|   |          | Four or more times | 10           | 11.6         | 1,105          | 11.6         | 3,220         | 11.3         |
|   |          | <b>Total</b>       | <b>86</b>    | <b>100.0</b> | <b>9,507</b>   | <b>100.0</b> | <b>28,381</b> | <b>100.0</b> |
| 19o. Receive prompt written or oral feedback from instructors on your performance [ENGAGLRN]  | FEEDBACK | Never              | 16           | 18.4         | 2,530          | 26.7         | 7,993         | 28.2         |
|   |          | Once               | 28           | 32.2         | 2,768          | 29.2         | 8,178         | 28.8         |
|   |          | Two or three times | 30           | 34.5         | 3,006          | 31.7         | 8,702         | 30.7         |
|   |          | Four or more times | 13           | 14.9         | 1,188          | 12.5         | 3,484         | 12.3         |
|   |          | <b>Total</b>       | <b>87</b>    | <b>100.0</b> | <b>9,492</b>   | <b>100.0</b> | <b>28,357</b> | <b>100.0</b> |
| 19q. Discuss ideas from your readings or classes with instructors outside of class [ENGAGLRN]   | FACIDOC  | Never              | 53           | 60.9         | 6,167          | 64.9         | 18,802        | 66.2         |
|   |          | Once               | 18           | 20.7         | 1,837          | 19.3         | 5,261         | 18.5         |
|   |          | Two or three times | 7            | 8.0          | 1,040          | 10.9         | 3,061         | 10.8         |
|   |          | Four or more times | 9            | 10.3         | 458            | 4.8          | 1,276         | 4.5          |
|   |          | <b>Total</b>       | <b>87</b>    | <b>100.0</b> | <b>9,502</b>   | <b>100.0</b> | <b>28,400</b> | <b>100.0</b> |
| <b>Item 20.2: Think about your experiences from the time of your decision to attend this college through the end of the first three weeks of your first semester/quarter. How often did you use the following services?</b> |          |                    |              |              |                |              |               |              |
| 20.2d. Face-to-face tutoring [ENGAGLRN]   | FFTUSE   | Never              | 60           | 77.9         | 7,428          | 81.8         | 22,423        | 82.7         |
|   |          | Once               | 5            | 6.5          | 866            | 9.5          | 2,482         | 9.2          |
|   |          | Two or three times | 5            | 6.5          | 492            | 5.4          | 1,359         | 5.0          |
|   |          | Four or more times | 7            | 9.1          | 299            | 3.3          | 842           | 3.1          |
|   |          | <b>Total</b>       | <b>77</b>    | <b>100.0</b> | <b>9,085</b>   | <b>100.0</b> | <b>27,106</b> | <b>100.0</b> |

\* The comparison group and cohort columns on this page EXCLUDE your college.



**Survey of Entering Student Engagement - Los Medanos College (2018 Administration)**  
**2018 Benchmark Frequency Distributions - Main Survey**

Comparison Group: Large Colleges in the 2018 Cohort\*

Entering Students Only - Breakout by Enrollment Status: Part-Time Students

[Unweighted]

Engaged Learning (ENGAGLRN)

|  |          |                    | Your College |         | Large Colleges |         | 2018 Cohort |         |
|--|----------|--------------------|--------------|---------|----------------|---------|-------------|---------|
| Item   | Variable | Responses          | Count        | Percent | Count          | Percent | Count       | Percent |
| Item 20.2: Think about your experiences from the time of your decision to attend this college through the end of the first three weeks of your first semester/quarter. How often did you use the following services? |          |                    |              |         |                |         |             |         |
| 20.2f. Writing, math, or other skill lab [ENGAGLRN]  | SKLABUSE | Never              | 27           | 34.2    | 6,274          | 69.5    | 18,622      | 69.1    |
|  |          | Once               | 11           | 13.9    | 1,170          | 13.0    | 3,412       | 12.7    |
|  |          | Two or three times | 16           | 20.3    | 822            | 9.1     | 2,491       | 9.2     |
|  |          | Four or more times | 25           | 31.6    | 760            | 8.4     | 2,408       | 8.9     |
|  |          | Total              | 79           | 100.0   | 9,026          | 100.0   | 26,933      | 100.0   |
| 20.2h. Computer lab [ENGAGLRN]   | COMLBUSE | Never              | 38           | 48.1    | 4,887          | 53.9    | 14,678      | 54.2    |
|  |          | Once               | 14           | 17.7    | 1,682          | 18.5    | 4,753       | 17.6    |
|  |          | Two or three times | 14           | 17.7    | 1,379          | 15.2    | 4,046       | 14.9    |
|  |          | Four or more times | 13           | 16.5    | 1,121          | 12.4    | 3,604       | 13.3    |
|  |          | Total              | 79           | 100.0   | 9,069          | 100.0   | 27,081      | 100.0   |

\* The comparison group and cohort columns on this page EXCLUDE your college.

**Survey of Entering Student Engagement - Los Medanos College (2018 Administration)**  
**2018 Benchmark Frequency Distributions - Main Survey**

Comparison Group: Large Colleges in the 2018 Cohort\*

Entering Students Only - Breakout by Enrollment Status: Full-Time Students

[Unweighted]

Engaged Learning (ENGAGLRN)

| Item   | Variable | Responses          | Your College |              | Large Colleges |              | 2018 Cohort   |              |
|--|----------|--------------------|--------------|--------------|----------------|--------------|---------------|--------------|
|  |          |                    | Count        | Percent      | Count          | Percent      | Count         | Percent      |
| Item 19: During the first three weeks of your first semester/quarter at this college, about how often did you do the following?  |          |                    |              |              |                |              |               |              |
| 19a. Ask questions in class or contribute to class discussions [ENGAGLRN]  | ASKQUES  | Never              | 19           | 9.3          | 1,959          | 8.0          | 6,556         | 8.5          |
|  |          | Once               | 47           | 22.9         | 5,736          | 23.4         | 18,835        | 24.3         |
|  |          | Two or three times | 89           | 43.4         | 11,282         | 46.0         | 35,243        | 45.5         |
|  |          | Four or more times | 50           | 24.4         | 5,563          | 22.7         | 16,867        | 21.8         |
|  |          | <b>Total</b>       | <b>205</b>   | <b>100.0</b> | <b>24,540</b>  | <b>100.0</b> | <b>77,501</b> | <b>100.0</b> |
| 19b. Prepare at least two drafts of a paper or assignment before turning it in [ENGAGLRN]  | PREPDRFT | Never              | 51           | 24.9         | 6,764          | 27.8         | 22,027        | 28.7         |
|  |          | Once               | 88           | 42.9         | 9,073          | 37.3         | 28,484        | 37.1         |
|  |          | Two or three times | 53           | 25.9         | 6,839          | 28.1         | 21,460        | 27.9         |
|  |          | Four or more times | 13           | 6.3          | 1,659          | 6.8          | 4,876         | 6.3          |
|  |          | <b>Total</b>       | <b>205</b>   | <b>100.0</b> | <b>24,335</b>  | <b>100.0</b> | <b>76,847</b> | <b>100.0</b> |
| 19e. Participate in supplemental instruction (extra class sessions with an instructor, tutor, or experienced student) [ENGAGLRN] | SUPINSTR | Never              | 107          | 52.2         | 15,897         | 64.9         | 50,848        | 65.7         |
|  |          | Once               | 37           | 18.0         | 4,247          | 17.3         | 13,456        | 17.4         |
|  |          | Two or three times | 35           | 17.1         | 2,975          | 12.1         | 9,115         | 11.8         |
|  |          | Four or more times | 26           | 12.7         | 1,391          | 5.7          | 4,014         | 5.2          |
|  |          | <b>Total</b>       | <b>205</b>   | <b>100.0</b> | <b>24,510</b>  | <b>100.0</b> | <b>77,433</b> | <b>100.0</b> |
| 19g. Work with other students on a project or assignment during class [ENGAGLRN]   | PINCLASS | Never              | 17           | 8.3          | 4,294          | 17.5         | 13,635        | 17.6         |
|  |          | Once               | 39           | 19.0         | 6,346          | 25.9         | 19,888        | 25.7         |
|  |          | Two or three times | 80           | 39.0         | 9,724          | 39.7         | 30,674        | 39.6         |
|  |          | Four or more times | 69           | 33.7         | 4,134          | 16.9         | 13,176        | 17.0         |
|  |          | <b>Total</b>       | <b>205</b>   | <b>100.0</b> | <b>24,498</b>  | <b>100.0</b> | <b>77,373</b> | <b>100.0</b> |
| 19h. Work with classmates outside of class on class projects or assignments [ENGAGLRN]   | PREPOUTC | Never              | 82           | 40.8         | 14,383         | 59.0         | 44,127        | 57.3         |
|  |          | Once               | 49           | 24.4         | 5,068          | 20.8         | 16,065        | 20.9         |
|  |          | Two or three times | 46           | 22.9         | 3,546          | 14.5         | 11,949        | 15.5         |
|  |          | Four or more times | 24           | 11.9         | 1,376          | 5.6          | 4,815         | 6.3          |
|  |          | <b>Total</b>       | <b>201</b>   | <b>100.0</b> | <b>24,373</b>  | <b>100.0</b> | <b>76,956</b> | <b>100.0</b> |
| 19i. Participate in a required study group outside of class [ENGAGLRN]   | GRPSTUDY | Never              | 129          | 63.2         | 19,579         | 79.9         | 61,437        | 79.4         |
|  |          | Once               | 27           | 13.2         | 2,549          | 10.4         | 8,119         | 10.5         |
|  |          | Two or three times | 26           | 12.7         | 1,671          | 6.8          | 5,220         | 6.7          |
|  |          | Four or more times | 22           | 10.8         | 705            | 2.9          | 2,597         | 3.4          |
|  |          | <b>Total</b>       | <b>204</b>   | <b>100.0</b> | <b>24,504</b>  | <b>100.0</b> | <b>77,373</b> | <b>100.0</b> |
| 19j. Participate in a student-initiated (not required) study group outside of class [ENGAGLRN]                                   | NRGSTUDY | Never              | 133          | 65.2         | 18,889         | 77.6         | 59,399        | 77.2         |
|  |          | Once               | 30           | 14.7         | 2,881          | 11.8         | 9,170         | 11.9         |
|  |          | Two or three times | 25           | 12.3         | 1,741          | 7.2          | 5,563         | 7.2          |
|  |          | Four or more times | 16           | 7.8          | 824            | 3.4          | 2,803         | 3.6          |
|  |          | <b>Total</b>       | <b>204</b>   | <b>100.0</b> | <b>24,335</b>  | <b>100.0</b> | <b>76,935</b> | <b>100.0</b> |

\* The comparison group and cohort columns on this page EXCLUDE your college.

**Survey of Entering Student Engagement - Los Medanos College (2018 Administration)**  
**2018 Benchmark Frequency Distributions - Main Survey**

Comparison Group: Large Colleges in the 2018 Cohort\*

Entering Students Only - Breakout by Enrollment Status: Full-Time Students

[Unweighted]

Engaged Learning (ENGAGLRN)

| Item  | Variable | Responses          | Your College |              | Large Colleges |              | 2018 Cohort   |              |
|---|----------|--------------------|--------------|--------------|----------------|--------------|---------------|--------------|
|   |          |                    | Count        | Percent      | Count          | Percent      | Count         | Percent      |
| <b>Item 19: During the first three weeks of your first semester/quarter at this college, about how often did you do the following?</b>  |          |                    |              |              |                |              |               |              |
| 19k. Use an electronic tool (e-mail, text messaging, Facebook, MySpace, class Web site, etc.) to communicate with another student about coursework [ENGAGLRN]   | USEINTMG | Never              | 31           | 15.1         | 7,699          | 31.4         | 23,765        | 30.7         |
|   |          | Once               | 38           | 18.5         | 5,712          | 23.3         | 17,799        | 23.0         |
|   |          | Two or three times | 63           | 30.7         | 6,079          | 24.8         | 19,421        | 25.1         |
|   |          | Four or more times | 73           | 35.6         | 5,028          | 20.5         | 16,440        | 21.2         |
|   |          | <b>Total</b>       | <b>205</b>   | <b>100.0</b> | <b>24,518</b>  | <b>100.0</b> | <b>77,425</b> | <b>100.0</b> |
| 19l. Use an electronic tool (e-mail, text messaging, Facebook, MySpace, class Web site, etc.) to communicate with an instructor about coursework [ENGAGLRN]   | MAILFAC  | Never              | 48           | 23.6         | 6,409          | 26.3         | 21,382        | 27.8         |
|   |          | Once               | 51           | 25.1         | 6,753          | 27.7         | 21,195        | 27.5         |
|   |          | Two or three times | 62           | 30.5         | 7,251          | 29.7         | 22,343        | 29.0         |
|   |          | Four or more times | 42           | 20.7         | 3,962          | 16.3         | 12,077        | 15.7         |
|   |          | <b>Total</b>       | <b>203</b>   | <b>100.0</b> | <b>24,375</b>  | <b>100.0</b> | <b>76,997</b> | <b>100.0</b> |
| 19m. Discuss an assignment or grade with an instructor [ENGAGLRN]   | FACASSN  | Never              | 59           | 28.8         | 7,726          | 31.6         | 25,526        | 33.0         |
|   |          | Once               | 60           | 29.3         | 8,534          | 34.9         | 26,441        | 34.2         |
|   |          | Two or three times | 68           | 33.2         | 6,245          | 25.5         | 19,308        | 25.0         |
|   |          | Four or more times | 18           | 8.8          | 1,955          | 8.0          | 6,025         | 7.8          |
|   |          | <b>Total</b>       | <b>205</b>   | <b>100.0</b> | <b>24,460</b>  | <b>100.0</b> | <b>77,300</b> | <b>100.0</b> |
| 19n. Ask for help from an instructor regarding questions or problems related to a class [ENGAGLRN]  | CLASSREL | Never              | 35           | 17.1         | 5,275          | 21.6         | 17,299        | 22.4         |
|   |          | Once               | 59           | 28.8         | 7,623          | 31.2         | 24,034        | 31.1         |
|   |          | Two or three times | 67           | 32.7         | 8,281          | 33.9         | 25,942        | 33.6         |
|   |          | Four or more times | 44           | 21.5         | 3,258          | 13.3         | 9,904         | 12.8         |
|   |          | <b>Total</b>       | <b>205</b>   | <b>100.0</b> | <b>24,437</b>  | <b>100.0</b> | <b>77,179</b> | <b>100.0</b> |
| 19o. Receive prompt written or oral feedback from instructors on your performance [ENGAGLRN]  | FEEDBACK | Never              | 34           | 16.6         | 5,128          | 21.0         | 16,953        | 22.0         |
|   |          | Once               | 47           | 22.9         | 7,069          | 28.9         | 22,346        | 28.9         |
|   |          | Two or three times | 83           | 40.5         | 8,527          | 34.9         | 26,581        | 34.4         |
|   |          | Four or more times | 41           | 20.0         | 3,706          | 15.2         | 11,320        | 14.7         |
|   |          | <b>Total</b>       | <b>205</b>   | <b>100.0</b> | <b>24,430</b>  | <b>100.0</b> | <b>77,200</b> | <b>100.0</b> |
| 19q. Discuss ideas from your readings or classes with instructors outside of class [ENGAGLRN]   | FACIDOC  | Never              | 113          | 55.4         | 14,783         | 60.4         | 47,576        | 61.6         |
|   |          | Once               | 44           | 21.6         | 5,058          | 20.7         | 15,826        | 20.5         |
|   |          | Two or three times | 33           | 16.2         | 3,284          | 13.4         | 9,733         | 12.6         |
|   |          | Four or more times | 14           | 6.9          | 1,332          | 5.4          | 4,122         | 5.3          |
|   |          | <b>Total</b>       | <b>204</b>   | <b>100.0</b> | <b>24,457</b>  | <b>100.0</b> | <b>77,257</b> | <b>100.0</b> |
| <b>Item 20.2: Think about your experiences from the time of your decision to attend this college through the end of the first three weeks of your first semester/quarter. How often did you use the following services?</b> |          |                    |              |              |                |              |               |              |
| 20.2d. Face-to-face tutoring [ENGAGLRN]   | FFTUSE   | Never              | 136          | 67.3         | 18,738         | 79.5         | 60,106        | 80.6         |
|   |          | Once               | 25           | 12.4         | 2,592          | 11.0         | 7,667         | 10.3         |
|   |          | Two or three times | 22           | 10.9         | 1,316          | 5.6          | 4,116         | 5.5          |
|   |          | Four or more times | 19           | 9.4          | 931            | 3.9          | 2,710         | 3.6          |
|   |          | <b>Total</b>       | <b>202</b>   | <b>100.0</b> | <b>23,577</b>  | <b>100.0</b> | <b>74,599</b> | <b>100.0</b> |

\* The comparison group and cohort columns on this page EXCLUDE your college.

**Survey of Entering Student Engagement - Los Medanos College (2018 Administration)**  
**2018 Benchmark Frequency Distributions - Main Survey**

Comparison Group: Large Colleges in the 2018 Cohort\*

Entering Students Only - Breakout by Enrollment Status: Full-Time Students

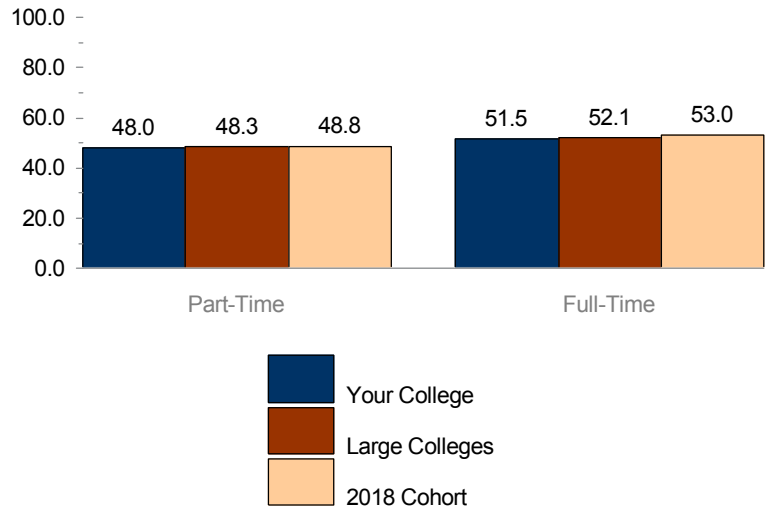
[Unweighted]

Engaged Learning (ENGAGLRN)

|  |          |                    | Your College |         | Large Colleges |         | 2018 Cohort |         |
|--|----------|--------------------|--------------|---------|----------------|---------|-------------|---------|
| Item   | Variable | Responses          | Count        | Percent | Count          | Percent | Count       | Percent |
| Item 20.2: Think about your experiences from the time of your decision to attend this college through the end of the first three weeks of your first semester/quarter. How often did you use the following services? |          |                    |              |         |                |         |             |         |
| 20.2f. Writing, math, or other skill lab [ENGAGLRN]  | SKLABUSE | Never              | 57           | 28.4    | 15,906         | 68.1    | 50,270      | 68.0    |
|  |          | Once               | 20           | 10.0    | 3,162          | 13.5    | 9,362       | 12.7    |
|  |          | Two or three times | 45           | 22.4    | 2,185          | 9.3     | 7,027       | 9.5     |
|  |          | Four or more times | 79           | 39.3    | 2,118          | 9.1     | 7,315       | 9.9     |
|  |          | Total              | 201          | 100.0   | 23,371         | 100.0   | 73,974      | 100.0   |
| 20.2h. Computer lab [ENGAGLRN]   | COMLBUSE | Never              | 85           | 42.1    | 11,656         | 49.5    | 36,086      | 48.5    |
|  |          | Once               | 38           | 18.8    | 4,441          | 18.9    | 13,408      | 18.0    |
|  |          | Two or three times | 50           | 24.8    | 3,840          | 16.3    | 12,229      | 16.4    |
|  |          | Four or more times | 29           | 14.4    | 3,598          | 15.3    | 12,716      | 17.1    |
|  |          | Total              | 202          | 100.0   | 23,535         | 100.0   | 74,439      | 100.0   |

\* The comparison group and cohort columns on this page EXCLUDE your college.

**Survey of Entering Student Engagement**  
**Los Medanos College (2018 Administration)**  
**2018 Benchmark Bar Chart - Main Survey**  
 Comparison Group: Large Colleges in the 2018 Cohort\*  
 Entering Students Only - Breakout by Enrollment Status  
 [Unweighted]  
 Academic and Social Support (ACSOCSUP)



\* The comparison group and cohort bars on this page INCLUDE your college.

**Survey of Entering Student Engagement - Los Medanos College (2018 Administration)**

**2018 Benchmark Means Report - Main Survey**

Comparison Group: Large Colleges in the 2018 Cohort\*

Entering Students Only - Breakout by Enrollment Status

[Unweighted]

Academic and Social Support (ACSOCSUP)

|  |          |                | Your College | Large Colleges |               | 2018 Cohort |               |
|--|----------|----------------|--------------|----------------|---------------|-------------|---------------|
| Item   | Variable | Breakout Group | Mean         | Mean           | Effect Size** | Mean        | Effect Size** |
| Item 18: Think about your experiences from the time of your decision to attend this college through the end of the first three weeks of your first semester/quarter. |          |                |              |                |               |             |               |
| 1 = Strongly disagree, 2 = Disagree, 3 = Neutral, 4 = Agree, 5 = Strongly agree  |          |                |              |                |               |             |               |
| 18l. All instructors clearly explained academic and student support services available at this college [ACSOCSUP]  | RESOURCE | Part-time      | 3.78         | 3.90           |               | 3.90        |               |
|  |          | Full-time      | 3.71         | 3.94           | -0.24**       | 3.93        | -0.24**       |
| 18m. All instructors clearly explained course grading policies [ACSOCSUP]  | GRADEPOL | Part-time      | 4.17         | 4.26           |               | 4.25        |               |
|  |          | Full-time      | 4.28         | 4.28           |               | 4.29        |               |
| 18n. All instructors clearly explained course syllabi (syllabuses) [ACSOCSUP]  | SYLLABI  | Part-time      | 4.34         | 4.34           |               | 4.35        |               |
|  |          | Full-time      | 4.36         | 4.37           |               | 4.38        |               |
| 18o. I knew how to get in touch with my instructors outside of class [ACSOCSUP]  | FACMEET  | Part-time      | 4.30         | 4.28           |               | 4.27        |               |
|  |          | Full-time      | 4.22         | 4.32           |               | 4.32        |               |
| 18q. At least one other student whom I didn't previously know learned my name [ACSOCSUP]   | OSTUDNAM | Part-time      | 4.06         | 4.03           |               | 3.98        |               |
|  |          | Full-time      | 4.32         | 4.21           |               | 4.21        |               |
| 18r. At least one instructor learned my name [ACSOCSUP]  | FACNAM   | Part-time      | 4.16         | 4.20           |               | 4.16        |               |
|  |          | Full-time      | 4.38         | 4.30           |               | 4.28        |               |
| 18s. I learned the name of at least one other student in most of my classes [ACSOCSUP]   | STUNAM   | Part-time      | 4.20         | 4.17           |               | 4.14        |               |
|  |          | Full-time      | 4.29         | 4.29           |               | 4.29        |               |

\* The comparison group and cohort columns on this page EXCLUDE your college.

\*\* T-test: 2-tailed

If a row contains less than 50 respondents, interpret the comparison results cautiously.

**Survey of Entering Student Engagement - Los Medanos College (2018 Administration)**  
**2018 Benchmark Frequency Distributions - Main Survey**

Comparison Group: Large Colleges in the 2018 Cohort\*

Entering Students Only - Breakout by Enrollment Status: Part-Time Students

[Unweighted]

Academic and Social Support (ACSOCSUP)

| Item   | Variable | Responses         | Your College |              | Large Colleges |              | 2018 Cohort   |              |
|--|----------|-------------------|--------------|--------------|----------------|--------------|---------------|--------------|
|  |          |                   | Count        | Percent      | Count          | Percent      | Count         | Percent      |
| Item 18: Think about your experiences from the time of your decision to attend this college through the end of the first three weeks of your first semester/quarter. |          |                   |              |              |                |              |               |              |
| 18l. All instructors clearly explained academic and student support services available at this college [ACSOCSUP]  | RESOURCE | Strongly disagree | 1            | 1.2          | 190            | 2.0          | 524           | 1.9          |
|  |          | Disagree          | 8            | 9.3          | 661            | 7.0          | 1,956         | 6.9          |
|  |          | Neutral           | 19           | 22.1         | 1,802          | 19.1         | 5,411         | 19.2         |
|  |          | Agree             | 39           | 45.3         | 4,022          | 42.7         | 12,114        | 43.0         |
|  |          | Strongly agree    | 19           | 22.1         | 2,752          | 29.2         | 8,164         | 29.0         |
|  |          | <b>Total</b>      | <b>86</b>    | <b>100.0</b> | <b>9,427</b>   | <b>100.0</b> | <b>28,169</b> | <b>100.0</b> |
| 18m. All instructors clearly explained course grading policies [ACSOCSUP]  | GRADEPOL | Strongly disagree | 1            | 1.2          | 46             | 0.5          | 159           | 0.6          |
|  |          | Disagree          | 3            | 3.5          | 194            | 2.1          | 652           | 2.3          |
|  |          | Neutral           | 7            | 8.1          | 976            | 10.3         | 2,823         | 10.0         |
|  |          | Agree             | 44           | 51.2         | 4,290          | 45.5         | 12,841        | 45.5         |
|  |          | Strongly agree    | 31           | 36.0         | 3,924          | 41.6         | 11,723        | 41.6         |
|  |          | <b>Total</b>      | <b>86</b>    | <b>100.0</b> | <b>9,430</b>   | <b>100.0</b> | <b>28,198</b> | <b>100.0</b> |
| 18n. All instructors clearly explained course syllabi (syllabuses) [ACSOCSUP]  | SYLLABI  | Strongly disagree | 0            | N/A          | 42             | 0.4          | 139           | 0.5          |
|  |          | Disagree          | 1            | 1.1          | 167            | 1.8          | 508           | 1.8          |
|  |          | Neutral           | 10           | 11.5         | 746            | 7.9          | 2,184         | 7.8          |
|  |          | Agree             | 34           | 39.1         | 4,041          | 42.9         | 11,964        | 42.5         |
|  |          | Strongly agree    | 42           | 48.3         | 4,413          | 46.9         | 13,333        | 47.4         |
|  |          | <b>Total</b>      | <b>87</b>    | <b>100.0</b> | <b>9,409</b>   | <b>100.0</b> | <b>28,128</b> | <b>100.0</b> |
| 18o. I knew how to get in touch with my instructors outside of class [ACSOCSUP]  | FACMEET  | Strongly disagree | 0            | N/A          | 70             | 0.7          | 224           | 0.8          |
|  |          | Disagree          | 1            | 1.1          | 227            | 2.4          | 680           | 2.4          |
|  |          | Neutral           | 11           | 12.6         | 870            | 9.2          | 2,709         | 9.6          |
|  |          | Agree             | 36           | 41.4         | 4,082          | 43.2         | 12,180        | 43.1         |
|  |          | Strongly agree    | 39           | 44.8         | 4,203          | 44.5         | 12,435        | 44.1         |
|  |          | <b>Total</b>      | <b>87</b>    | <b>100.0</b> | <b>9,452</b>   | <b>100.0</b> | <b>28,228</b> | <b>100.0</b> |
| 18q. At least one other student whom I didn't previously know learned my name [ACSOCSUP]   | OSTUDNAM | Strongly disagree | 1            | 1.2          | 320            | 3.4          | 1,034         | 3.7          |
|  |          | Disagree          | 6            | 7.0          | 608            | 6.4          | 2,020         | 7.2          |
|  |          | Neutral           | 13           | 15.1         | 1,185          | 12.5         | 3,774         | 13.4         |
|  |          | Agree             | 33           | 38.4         | 3,702          | 39.1         | 10,937        | 38.7         |
|  |          | Strongly agree    | 33           | 38.4         | 3,641          | 38.5         | 10,480        | 37.1         |
|  |          | <b>Total</b>      | <b>86</b>    | <b>100.0</b> | <b>9,456</b>   | <b>100.0</b> | <b>28,245</b> | <b>100.0</b> |
| 18r. At least one instructor learned my name [ACSOCSUP]  | FACNAM   | Strongly disagree | 1            | 1.1          | 168            | 1.8          | 579           | 2.1          |
|  |          | Disagree          | 3            | 3.4          | 380            | 4.1          | 1,292         | 4.6          |
|  |          | Neutral           | 12           | 13.8         | 959            | 10.2         | 3,099         | 11.0         |
|  |          | Agree             | 36           | 41.4         | 3,786          | 40.4         | 11,264        | 40.1         |
|  |          | Strongly agree    | 35           | 40.2         | 4,085          | 43.6         | 11,822        | 42.1         |
|  |          | <b>Total</b>      | <b>87</b>    | <b>100.0</b> | <b>9,378</b>   | <b>100.0</b> | <b>28,056</b> | <b>100.0</b> |

\* The comparison group and cohort columns on this page EXCLUDE your college.

**Survey of Entering Student Engagement - Los Medanos College (2018 Administration)**  
**2018 Benchmark Frequency Distributions - Main Survey**

Comparison Group: Large Colleges in the 2018 Cohort\*

Entering Students Only - Breakout by Enrollment Status: Part-Time Students

[Unweighted]

Academic and Social Support (ACSOCSUP)

|  |          |                   | Your College |         | Large Colleges |         | 2018 Cohort |         |
|--|----------|-------------------|--------------|---------|----------------|---------|-------------|---------|
| Item   | Variable | Responses         | Count        | Percent | Count          | Percent | Count       | Percent |
| Item 18: Think about your experiences from the time of your decision to attend this college through the end of the first three weeks of your first semester/quarter. |          |                   |              |         |                |         |             |         |
| 18s. I learned the name of at least one other student in most of my classes [ACSOCSUP]   | STUNAM   | Strongly disagree | 1            | 1.1     | 223            | 2.4     | 705         | 2.5     |
|  |          | Disagree          | 3            | 3.4     | 439            | 4.6     | 1,488       | 5.3     |
|  |          | Neutral           | 9            | 10.3    | 925            | 9.8     | 2,883       | 10.2    |
|  |          | Agree             | 39           | 44.8    | 3,756          | 39.7    | 11,235      | 39.8    |
|  |          | Strongly agree    | 35           | 40.2    | 4,108          | 43.5    | 11,935      | 42.3    |
|  |          | Total             | 87           | 100.0   | 9,451          | 100.0   | 28,246      | 100.0   |

\* The comparison group and cohort columns on this page EXCLUDE your college.



**Survey of Entering Student Engagement - Los Medanos College (2018 Administration)**  
**2018 Benchmark Frequency Distributions - Main Survey**

Comparison Group: Large Colleges in the 2018 Cohort\*

Entering Students Only - Breakout by Enrollment Status: Full-Time Students

[Unweighted]

Academic and Social Support (ACSOCSUP)

| Item   | Variable | Responses         | Your College |              | Large Colleges |              | 2018 Cohort   |              |
|--|----------|-------------------|--------------|--------------|----------------|--------------|---------------|--------------|
|  |          |                   | Count        | Percent      | Count          | Percent      | Count         | Percent      |
| Item 18: Think about your experiences from the time of your decision to attend this college through the end of the first three weeks of your first semester/quarter. |          |                   |              |              |                |              |               |              |
| 18l. All instructors clearly explained academic and student support services available at this college [ACSOCSUP]  | RESOURCE | Strongly disagree | 6            | 2.9          | 364            | 1.5          | 1,150         | 1.5          |
|  |          | Disagree          | 19           | 9.3          | 1,638          | 6.7          | 5,162         | 6.7          |
|  |          | Neutral           | 50           | 24.5         | 4,655          | 19.2         | 14,517        | 18.9         |
|  |          | Agree             | 83           | 40.7         | 10,135         | 41.7         | 32,636        | 42.5         |
|  |          | Strongly agree    | 46           | 22.5         | 7,489          | 30.8         | 23,236        | 30.3         |
|  |          | <b>Total</b>      | <b>204</b>   | <b>100.0</b> | <b>24,281</b>  | <b>100.0</b> | <b>76,701</b> | <b>100.0</b> |
| 18m. All instructors clearly explained course grading policies [ACSOCSUP]  | GRADEPOL | Strongly disagree | 0            | N/A          | 132            | 0.5          | 432           | 0.6          |
|  |          | Disagree          | 3            | 1.5          | 550            | 2.3          | 1,629         | 2.1          |
|  |          | Neutral           | 22           | 10.8         | 2,260          | 9.3          | 6,778         | 8.8          |
|  |          | Agree             | 93           | 45.8         | 10,737         | 44.1         | 34,646        | 45.1         |
|  |          | Strongly agree    | 85           | 41.9         | 10,668         | 43.8         | 33,305        | 43.4         |
|  |          | <b>Total</b>      | <b>203</b>   | <b>100.0</b> | <b>24,347</b>  | <b>100.0</b> | <b>76,790</b> | <b>100.0</b> |
| 18n. All instructors clearly explained course syllabi (syllabuses) [ACSOCSUP]  | SYLLABI  | Strongly disagree | 0            | N/A          | 108            | 0.4          | 286           | 0.4          |
|  |          | Disagree          | 4            | 2.0          | 408            | 1.7          | 1,157         | 1.5          |
|  |          | Neutral           | 19           | 9.4          | 1,768          | 7.3          | 5,296         | 6.9          |
|  |          | Agree             | 80           | 39.6         | 10,085         | 41.5         | 32,161        | 41.9         |
|  |          | Strongly agree    | 99           | 49.0         | 11,921         | 49.1         | 37,785        | 49.3         |
|  |          | <b>Total</b>      | <b>202</b>   | <b>100.0</b> | <b>24,290</b>  | <b>100.0</b> | <b>76,685</b> | <b>100.0</b> |
| 18o. I knew how to get in touch with my instructors outside of class [ACSOCSUP]  | FACMEET  | Strongly disagree | 4            | 2.0          | 129            | 0.5          | 380           | 0.5          |
|  |          | Disagree          | 4            | 2.0          | 444            | 1.8          | 1,391         | 1.8          |
|  |          | Neutral           | 17           | 8.4          | 2,086          | 8.6          | 6,597         | 8.6          |
|  |          | Agree             | 97           | 47.8         | 10,547         | 43.3         | 33,520        | 43.6         |
|  |          | Strongly agree    | 81           | 39.9         | 11,152         | 45.8         | 35,012        | 45.5         |
|  |          | <b>Total</b>      | <b>203</b>   | <b>100.0</b> | <b>24,358</b>  | <b>100.0</b> | <b>76,900</b> | <b>100.0</b> |
| 18q. At least one other student whom I didn't previously know learned my name [ACSOCSUP]   | OSTUDNAM | Strongly disagree | 2            | 1.0          | 547            | 2.2          | 1,658         | 2.2          |
|  |          | Disagree          | 8            | 3.9          | 1,067          | 4.4          | 3,361         | 4.4          |
|  |          | Neutral           | 9            | 4.4          | 2,305          | 9.5          | 7,148         | 9.3          |
|  |          | Agree             | 88           | 43.1         | 9,320          | 38.3         | 29,840        | 38.8         |
|  |          | Strongly agree    | 97           | 47.5         | 11,111         | 45.6         | 34,894        | 45.4         |
|  |          | <b>Total</b>      | <b>204</b>   | <b>100.0</b> | <b>24,350</b>  | <b>100.0</b> | <b>76,901</b> | <b>100.0</b> |
| 18r. At least one instructor learned my name [ACSOCSUP]  | FACNAM   | Strongly disagree | 4            | 2.0          | 348            | 1.4          | 1,163         | 1.5          |
|  |          | Disagree          | 4            | 2.0          | 760            | 3.1          | 2,713         | 3.5          |
|  |          | Neutral           | 11           | 5.4          | 1,993          | 8.2          | 6,509         | 8.5          |
|  |          | Agree             | 75           | 36.9         | 9,269          | 38.2         | 29,323        | 38.3         |
|  |          | Strongly agree    | 109          | 53.7         | 11,865         | 49.0         | 36,761        | 48.1         |
|  |          | <b>Total</b>      | <b>203</b>   | <b>100.0</b> | <b>24,235</b>  | <b>100.0</b> | <b>76,469</b> | <b>100.0</b> |

\* The comparison group and cohort columns on this page EXCLUDE your college.

**Survey of Entering Student Engagement - Los Medanos College (2018 Administration)**  
**2018 Benchmark Frequency Distributions - Main Survey**

Comparison Group: Large Colleges in the 2018 Cohort\*

Entering Students Only - Breakout by Enrollment Status: Full-Time Students

[Unweighted]

Academic and Social Support (ACSOCSUP)

|  |          |                   | Your College |         | Large Colleges |         | 2018 Cohort |         |
|--|----------|-------------------|--------------|---------|----------------|---------|-------------|---------|
| Item   | Variable | Responses         | Count        | Percent | Count          | Percent | Count       | Percent |
| Item 18: Think about your experiences from the time of your decision to attend this college through the end of the first three weeks of your first semester/quarter. |          |                   |              |         |                |         |             |         |
| 18s. I learned the name of at least one other student in most of my classes [ACSOCSUP]   | STUNAM   | Strongly disagree | 4            | 2.0     | 375            | 1.5     | 1,125       | 1.5     |
|  |          | Disagree          | 7            | 3.4     | 897            | 3.7     | 2,831       | 3.7     |
|  |          | Neutral           | 15           | 7.4     | 2,050          | 8.4     | 6,196       | 8.1     |
|  |          | Agree             | 77           | 37.7    | 9,075          | 37.2    | 29,267      | 38.1    |
|  |          | Strongly agree    | 101          | 49.5    | 11,966         | 49.1    | 37,483      | 48.7    |
|  |          | Total             | 204          | 100.0   | 24,363         | 100.0   | 76,902      | 100.0   |

\* The comparison group and cohort columns on this page EXCLUDE your college.