

**Survey of Entering Student Engagement - Los Medanos College (2018 Administration)**

**2018 Benchmark Scores Report - Main Survey**

Comparison Group: Large Colleges in the 2018 Cohort\*

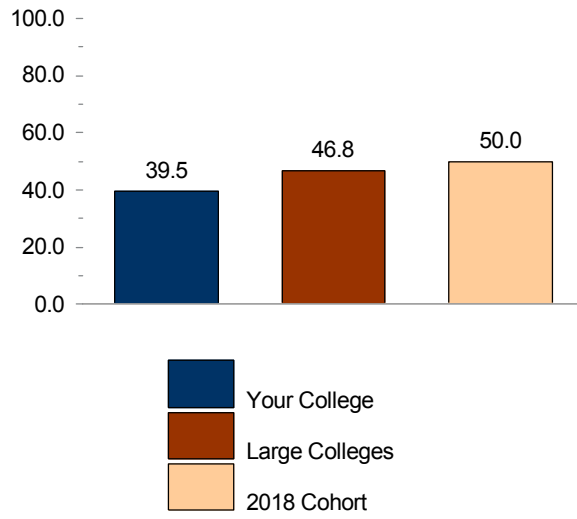
Entering Students Only

[Weighted]

Benchmark	Your College	Large Colleges		2018 Cohort	
	Score	Score	Difference	Score	Difference
Early Connections	39.5	46.8	-7.3	50.0	-10.5
High Expectations and Aspirations	34.8	49.1	-14.4	50.0	-15.2
Clear Academic Plan and Pathway	40.3	48.3	-8.1	50.0	-9.7
Effective Track to College Readiness	39.1	49.9	-10.8	50.0	-10.9
Engaged Learning	63.5	50.4	13.1	50.0	13.5
Academic and Social Support Network	49.6	49.9	-0.2	50.0	-0.4

\* The comparison group and cohort columns on this page INCLUDE your college.

**Survey of Entering Student Engagement**  
**Los Medanos College (2018 Administration)**  
**2018 Benchmark Bar Chart - Main Survey**  
Comparison Group: Large Colleges in the 2018 Cohort\*  
Entering Students Only  
[Weighted]  
Early Connections (EARLYCON)



\* The comparison group and cohort bars on this page INCLUDE your college.

**Survey of Entering Student Engagement - Los Medanos College (2018 Administration)**

**2018 Benchmark Means Report - Main Survey**

Comparison Group: Large Colleges in the 2018 Cohort\*

Entering Students Only

[Weighted]

Early Connections (EARLYCON)

		Your College	Large Colleges		2018 Cohort	
Item	Variable	Mean	Mean	Effect Size**	Mean	Effect Size**
Item 18: Think about your experiences from the time of your decision to attend this college through the end of the first three weeks of your first semester/quarter.						
1 = Strongly disagree, 2 = Disagree, 3 = Neutral, 4 = Agree, 5 = Strongly agree						
18a. The very first time I came to this college I felt welcome [EARLYCON]	WELCOME	3.91	4.02		4.05	
18i. The college provided me with adequate information about financial assistance (scholarships, grants, loans, etc.) [EARLYCON]	FAINFO	3.31	3.42		3.48	
18j. A college staff member helped me determine whether I qualified for financial assistance [EARLYCON]	QUALFA	2.76	2.96		3.07	-0.27**
18p. At least one college staff member (other than an instructor) learned my name [EARLYCON]	CSTAFNAM	2.93	3.25	-0.24**	3.31	-0.29**
One or more items in this benchmark are not suited to means calculations. Please see the Frequency Distribution that follows for these items.						

\* The comparison group and cohort columns on this page EXCLUDE your college.

\*\* T-test: 2-tailed

If a row contains less than 50 respondents, interpret the comparison results cautiously.

**Survey of Entering Student Engagement - Los Medanos College (2018 Administration)**  
**2018 Benchmark Frequency Distributions - Main Survey**

Comparison Group: Large Colleges in the 2018 Cohort\*

Entering Students Only

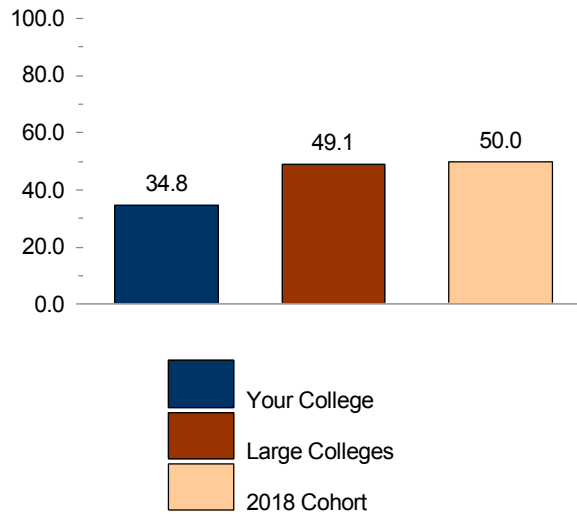
[Weighted]

Early Connections (EARLYCON)

			Your College		Large Colleges		2018 Cohort	
Item	Variable	Responses	Count	Percent	Count	Percent	Count	Percent
Item 18: Think about your experiences from the time of your decision to attend this college through the end of the first three weeks of your first semester/quarter.								
18a. The very first time I came to this college I felt welcome [EARLYCON]	WELCOME	Strongly disagree	2	0.6	179	0.6	544	0.6
		Disagree	7	2.8	564	1.8	1,612	1.6
		Neutral	67	26.4	7,164	22.7	21,150	21.6
		Agree	114	44.8	14,168	44.8	43,865	44.7
		Strongly agree	64	25.3	9,544	30.2	30,866	31.5
		<b>Total</b>	<b>254</b>	<b>100.0</b>	<b>31,618</b>	<b>100.0</b>	<b>98,037</b>	<b>100.0</b>
18i. The college provided me with adequate information about financial assistance (scholarships, grants, loans, etc.) [EARLYCON]	FAINFO	Strongly disagree	16	6.5	2,063	6.5	5,707	5.8
		Disagree	45	17.7	4,727	15.0	13,488	13.8
		Neutral	69	27.1	8,679	27.5	26,137	26.7
		Agree	90	35.7	10,134	32.1	32,754	33.5
		Strongly agree	33	13.0	5,946	18.8	19,781	20.2
		<b>Total</b>	<b>253</b>	<b>100.0</b>	<b>31,548</b>	<b>100.0</b>	<b>97,866</b>	<b>100.0</b>
18j. A college staff member helped me determine whether I qualified for financial assistance [EARLYCON]	QUALFA	Strongly disagree	33	12.9	3,635	11.6	9,825	10.1
		Disagree	83	32.7	8,803	28.0	25,141	25.8
		Neutral	72	28.4	8,251	26.2	25,298	25.9
		Agree	43	17.2	6,564	20.9	22,524	23.1
		Strongly agree	22	8.8	4,201	13.4	14,775	15.1
		<b>Total</b>	<b>253</b>	<b>100.0</b>	<b>31,454</b>	<b>100.0</b>	<b>97,565</b>	<b>100.0</b>
18p. At least one college staff member (other than an instructor) learned my name [EARLYCON]	CSTAFNAM	Strongly disagree	53	20.9	3,869	12.3	11,099	11.4
		Disagree	61	23.9	6,897	21.9	20,020	20.5
		Neutral	41	16.2	5,685	18.0	17,984	18.4
		Agree	49	19.1	7,645	24.3	24,752	25.3
		Strongly agree	51	19.9	7,412	23.5	23,883	24.4
		<b>Total</b>	<b>255</b>	<b>100.0</b>	<b>31,509</b>	<b>100.0</b>	<b>97,738</b>	<b>100.0</b>
Item 23								
23. Was a specific person assigned to you so you could see him/her each time you needed information or assistance? [EARLYCON]	ASNPERS	Yes	33	13.4	7,665	25.2	29,396	31.1
		No	213	86.6	22,765	74.8	65,228	68.9
		<b>Total</b>	<b>246</b>	<b>100.0</b>	<b>30,429</b>	<b>100.0</b>	<b>94,624</b>	<b>100.0</b>

\* The comparison group and cohort columns on this page EXCLUDE your college.

**Survey of Entering Student Engagement**  
**Los Medanos College (2018 Administration)**  
**2018 Benchmark Bar Chart - Main Survey**  
Comparison Group: Large Colleges in the 2018 Cohort\*  
Entering Students Only  
[Weighted]  
High Expectations and Aspirations (HIEXPECT)



\* The comparison group and cohort bars on this page INCLUDE your college.

**Survey of Entering Student Engagement - Los Medanos College (2018 Administration)**

**2018 Benchmark Means Report - Main Survey**

Comparison Group: Large Colleges in the 2018 Cohort\*

Entering Students Only

[Weighted]

High Expectations and Aspirations (HIEEXPECT)

		Your College	Large Colleges		2018 Cohort	
Item	Variable	Mean	Mean	Effect Size**	Mean	Effect Size**
Item 18: Think about your experiences from the time of your decision to attend this college through the end of the first three weeks of your first semester/quarter.						
1 = Strongly disagree, 2 = Disagree, 3 = Neutral, 4 = Agree, 5 = Strongly agree						
18b. The instructors at this college want me to succeed [HIEEXPECT]	WNTSCCD	4.29	4.29		4.29	
18t. I have the motivation to do what it takes to succeed in college [HIEEXPECT]	ITTAKES	4.12	4.33	-0.27**	4.34	-0.28**
18u. I am prepared academically to succeed in college [HIEEXPECT]	ACPRPRD	4.00	4.24	-0.30**	4.24	-0.30**
Item 19: During the first three weeks of your first semester/quarter at this college, about how often did you do the following?						
1 = Never, 2 = Once, 3 = Two or three times, 4 = Four or more times						
19c. Turn in an assignment late [HIEEXPECT]	LATETURN	1.80	1.50	0.43**	1.49	0.44**
19d. Not turn in an assignment [HIEEXPECT]	NOTTURN	1.74	1.45	0.42**	1.43	0.44**
19f. Come to class without completing readings or assignments [HIEEXPECT]	NOTCOMPL	2.01	1.62	0.50**	1.62	0.50**
19s. Skip class [HIEEXPECT]	SKIPCL	1.63	1.32	0.49**	1.32	0.50**

\* The comparison group and cohort columns on this page EXCLUDE your college.

\*\* T-test: 2-tailed

If a row contains less than 50 respondents, interpret the comparison results cautiously.

**Survey of Entering Student Engagement - Los Medanos College (2018 Administration)**  
**2018 Benchmark Frequency Distributions - Main Survey**

Comparison Group: Large Colleges in the 2018 Cohort\*

Entering Students Only

[Weighted]

High Expectations and Aspirations (HIEEXPECT)

Item	Variable	Responses	Your College		Large Colleges		2018 Cohort	
			Count	Percent	Count	Percent	Count	Percent
Item 18: Think about your experiences from the time of your decision to attend this college through the end of the first three weeks of your first semester/quarter.								
18b. The instructors at this college want me to succeed [HIEEXPECT]	WNTSCCD	Strongly disagree	0	N/A	72	0.2	226	0.2
		Disagree	2	0.9	215	0.7	620	0.6
		Neutral	32	12.6	3,673	11.7	11,129	11.4
		Agree	110	43.4	14,105	44.8	44,264	45.4
		Strongly agree	109	43.2	13,392	42.6	41,347	42.4
		Total	253	100.0	31,457	100.0	97,587	100.0
18t. I have the motivation to do what it takes to succeed in college [HIEEXPECT]	ITTAKES	Strongly disagree	3	1.3	217	0.7	636	0.7
		Disagree	10	4.1	505	1.6	1,488	1.5
		Neutral	46	18.0	3,536	11.2	10,771	11.0
		Agree	86	34.0	11,514	36.6	36,305	37.2
		Strongly agree	108	42.6	15,720	49.9	48,479	49.6
		Total	254	100.0	31,491	100.0	97,679	100.0
18u. I am prepared academically to succeed in college [HIEEXPECT]	ACPRPRD	Strongly disagree	1	0.5	209	0.7	613	0.6
		Disagree	7	2.8	591	1.9	1,712	1.7
		Neutral	67	26.2	4,552	14.4	14,169	14.5
		Agree	96	37.5	12,362	39.2	38,894	39.7
		Strongly agree	85	33.1	13,838	43.9	42,511	43.4
		Total	256	100.0	31,552	100.0	97,899	100.0
Item 19: During the first three weeks of your first semester/quarter at this college, about how often did you do the following?								
19c. Turn in an assignment late [HIEEXPECT]	LATETURN	Never	127	50.1	19,768	62.4	61,496	62.6
		Once	62	24.6	8,514	26.9	26,468	27.0
		Two or three times	53	20.8	2,962	9.3	8,874	9.0
		Four or more times	12	4.6	448	1.4	1,358	1.4
		Total	254	100.0	31,692	100.0	98,195	100.0
19d. Not turn in an assignment [HIEEXPECT]	NOTTURN	Never	139	56.1	21,016	67.8	66,025	68.5
		Once	52	20.9	6,787	21.9	20,916	21.7
		Two or three times	40	15.9	2,614	8.4	7,595	7.9
		Four or more times	17	7.0	601	1.9	1,845	1.9
		Total	249	100.0	31,017	100.0	96,382	100.0
19f. Come to class without completing readings or assignments [HIEEXPECT]	NOTCOMPL	Never	97	38.1	17,739	56.0	55,219	56.2
		Once	81	31.8	9,209	29.1	28,345	28.9
		Two or three times	54	21.2	3,734	11.8	11,716	11.9
		Four or more times	23	8.9	978	3.1	2,897	3.0
		Total	254	100.0	31,660	100.0	98,176	100.0

\* The comparison group and cohort columns on this page EXCLUDE your college.

**Survey of Entering Student Engagement - Los Medanos College (2018 Administration)**

**2018 Benchmark Frequency Distributions - Main Survey**

Comparison Group: Large Colleges in the 2018 Cohort\*

Entering Students Only

[Weighted]

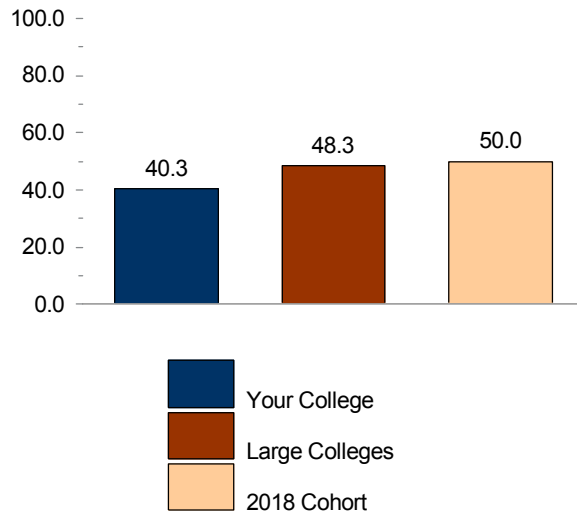
High Expectations and Aspirations (HIEEXPECT)

			Your College		Large Colleges		2018 Cohort	
Item	Variable	Responses	Count	Percent	Count	Percent	Count	Percent
Item 19: During the first three weeks of your first semester/quarter at this college, about how often did you do the following?								
19s. Skip class [HIEEXPECT]	SKIPCL	Never	155	60.7	24,236	76.4	75,212	76.4
		Once	48	18.7	5,108	16.1	15,975	16.2
		Two or three times	43	16.9	1,944	6.1	5,941	6.0
		Four or more times	9	3.6	437	1.4	1,322	1.3
		Total	255	100.0	31,725	100.0	98,450	100.0

\* The comparison group and cohort columns on this page EXCLUDE your college.



**Survey of Entering Student Engagement**  
**Los Medanos College (2018 Administration)**  
**2018 Benchmark Bar Chart - Main Survey**  
Comparison Group: Large Colleges in the 2018 Cohort\*  
Entering Students Only  
[Weighted]  
Clear Academic Plan and Pathway (ACADPLAN)



\* The comparison group and cohort bars on this page INCLUDE your college.

**Survey of Entering Student Engagement - Los Medanos College (2018 Administration)**

**2018 Benchmark Means Report - Main Survey**

Comparison Group: Large Colleges in the 2018 Cohort\*

Entering Students Only

[Weighted]

Clear Academic Plan and Pathway (ACADPLAN)

		Your College	Large Colleges		2018 Cohort	
Item	Variable	Mean	Mean	Effect Size**	Mean	Effect Size**
Item 18: Think about your experiences from the time of your decision to attend this college through the end of the first three weeks of your first semester/quarter.						
1 = Strongly disagree, 2 = Disagree, 3 = Neutral, 4 = Agree, 5 = Strongly agree						
18d. I was able to meet with an academic advisor at times convenient for me [ACADPLAN]	AACONTIM	3.52	3.78	-0.27**	3.82	-0.32**
18e. An advisor helped me to select a course of study, program, or major [ACADPLAN]	AASELMAJ	3.34	3.72	-0.34**	3.75	-0.37**
18f. An advisor helped me to set academic goals and to create a plan for achieving them [ACADPLAN]	ACADGOAL	3.22	3.34		3.40	
18g. An advisor helped me to identify the courses I needed to take during my first semester/quarter [ACADPLAN]	CRSADV	3.44	3.93	-0.49**	3.96	-0.53**
18h. A college staff member talked with me about my commitments outside of school (work, children, dependents, etc.) to help me figure out how many courses to take [ACADPLAN]	OSCOMM	2.72	2.86		2.92	

\* The comparison group and cohort columns on this page EXCLUDE your college.

\*\* T-test: 2-tailed

If a row contains less than 50 respondents, interpret the comparison results cautiously.

**Survey of Entering Student Engagement - Los Medanos College (2018 Administration)**  
**2018 Benchmark Frequency Distributions - Main Survey**

Comparison Group: Large Colleges in the 2018 Cohort\*

Entering Students Only

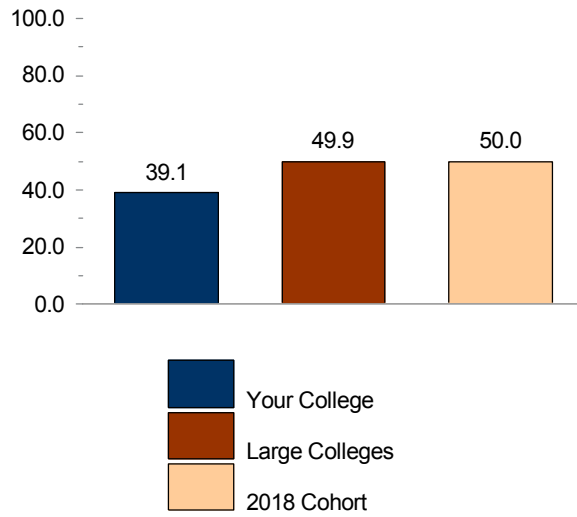
[Weighted]

Clear Academic Plan and Pathway (ACADPLAN)

Item	Variable	Responses	Your College		Large Colleges		2018 Cohort	
			Count	Percent	Count	Percent	Count	Percent
Item 18: Think about your experiences from the time of your decision to attend this college through the end of the first three weeks of your first semester/quarter.								
18d. I was able to meet with an academic advisor at times convenient for me [ACADPLAN]	AACONTIM	Strongly disagree	7	2.8	717	2.3	2,090	2.2
		Disagree	35	14.0	2,223	7.1	6,535	6.7
		Neutral	78	30.9	8,187	26.1	23,835	24.5
		Agree	82	32.6	12,196	38.9	38,594	39.7
		Strongly agree	50	19.7	8,008	25.6	26,101	26.9
		<b>Total</b>	<b>252</b>	<b>100.0</b>	<b>31,331</b>	<b>100.0</b>	<b>97,155</b>	<b>100.0</b>
18e. An advisor helped me to select a course of study, program, or major [ACADPLAN]	AASELMAJ	Strongly disagree	22	8.5	1,492	4.7	4,361	4.5
		Disagree	50	19.7	3,961	12.6	11,660	11.9
		Neutral	57	22.2	5,744	18.2	17,752	18.1
		Agree	72	28.5	11,146	35.3	34,781	35.5
		Strongly agree	53	21.0	9,208	29.2	29,301	29.9
		<b>Total</b>	<b>254</b>	<b>100.0</b>	<b>31,552</b>	<b>100.0</b>	<b>97,854</b>	<b>100.0</b>
18f. An advisor helped me to set academic goals and to create a plan for achieving them [ACADPLAN]	ACADGOAL	Strongly disagree	24	9.5	1,939	6.2	5,423	5.6
		Disagree	55	21.4	6,270	19.9	17,896	18.3
		Neutral	65	25.6	8,551	27.2	26,906	27.6
		Agree	64	25.0	8,569	27.2	27,332	28.0
		Strongly agree	47	18.6	6,132	19.5	20,023	20.5
		<b>Total</b>	<b>255</b>	<b>100.0</b>	<b>31,461</b>	<b>100.0</b>	<b>97,581</b>	<b>100.0</b>
18g. An advisor helped me to identify the courses I needed to take during my first semester/quarter [ACADPLAN]	CRSADV	Strongly disagree	24	9.4	1,127	3.6	3,240	3.3
		Disagree	44	17.3	2,463	7.8	7,183	7.3
		Neutral	49	19.3	4,367	13.9	13,183	13.5
		Agree	71	28.2	13,047	41.4	40,630	41.5
		Strongly agree	65	25.8	10,517	33.4	33,570	34.3
		<b>Total</b>	<b>252</b>	<b>100.0</b>	<b>31,520</b>	<b>100.0</b>	<b>97,806</b>	<b>100.0</b>
18h. A college staff member talked with me about my commitments outside of school (work, children, dependents, etc.) to help me figure out how many courses to take [ACADPLAN]	OSCOMM	Strongly disagree	35	13.9	3,898	12.4	11,296	11.6
		Disagree	91	36.0	10,111	32.1	29,807	30.5
		Neutral	65	25.7	7,712	24.5	24,521	25.1
		Agree	32	12.8	5,997	19.0	19,604	20.0
		Strongly agree	29	11.5	3,809	12.1	12,571	12.9
		<b>Total</b>	<b>253</b>	<b>100.0</b>	<b>31,527</b>	<b>100.0</b>	<b>97,799</b>	<b>100.0</b>

\* The comparison group and cohort columns on this page EXCLUDE your college.

**Survey of Entering Student Engagement**  
**Los Medanos College (2018 Administration)**  
**2018 Benchmark Bar Chart - Main Survey**  
Comparison Group: Large Colleges in the 2018 Cohort\*  
Entering Students Only  
[Weighted]  
Effective Track to College Readiness (COLLREAD)



\* The comparison group and cohort bars on this page INCLUDE your college.

**Survey of Entering Student Engagement - Los Medanos College (2018 Administration)**

**2018 Benchmark Means Report - Main Survey**

Comparison Group: Large Colleges in the 2018 Cohort\*

Entering Students Only

[Weighted]

Effective Track to College Readiness (COLLREAD)

		Your College	Large Colleges		2018 Cohort	
Item	Variable	Mean	Mean	Effect Size**	Mean	Effect Size**
Item 21: Think about your experiences from the time of your decision to attend this college through the end of the first three weeks of your first semester/quarter. Within a class, or through another experience at this college:						
1 = Strongly disagree, 2 = Disagree, 3 = Neutral, 4 = Agree, 5 = Strongly agree						
21a. I learned to improve my study skills (listening, note taking, highlighting readings, working with others, etc.) [COLLREAD]	LNDSTUDY	4.00	4.04		4.03	
21b. I learned to understand my academic strengths and weaknesses [COLLREAD]	LNDACAWK	3.94	3.97		3.96	
21c. I learned skills and strategies to improve my test-taking ability [COLLREAD]	LNSDKLLS	3.48	3.69		3.67	
One or more items in this benchmark are not suited to means calculations. Please see the Frequency Distribution that follows for these items.						

\* The comparison group and cohort columns on this page EXCLUDE your college.

\*\* T-test: 2-tailed

If a row contains less than 50 respondents, interpret the comparison results cautiously.

**Survey of Entering Student Engagement - Los Medanos College (2018 Administration)**  
**2018 Benchmark Frequency Distributions - Main Survey**

Comparison Group: Large Colleges in the 2018 Cohort\*

Entering Students Only

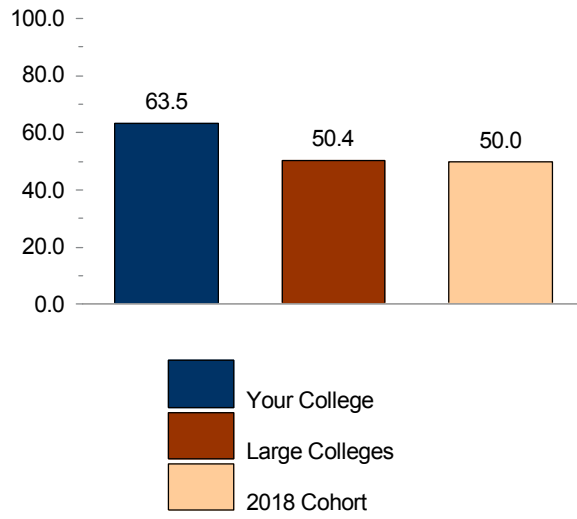
[Weighted]

Effective Track to College Readiness (COLLREAD)

Item	Variable	Responses	Your College		Large Colleges		2018 Cohort	
			Count	Percent	Count	Percent	Count	Percent
<b>Item 12: Think about your experiences from the time of your decision to attend this college through the end of the first three weeks of your first semester/quarter.</b>								
12a. Before I could register for classes, I was required to take a placement test (COMPASS, ASSET, ACCUPLACER, SAT, ACT, etc.) to assess my skills in reading, writing, and/or math [COLLREAD]	REQPTEST	Yes	48	47.1	24,919	79.5	78,099	80.3
		No	54	52.9	6,417	20.5	19,139	19.7
		<b>Total</b>	<b>102</b>	<b>100.0</b>	<b>31,337</b>	<b>100.0</b>	<b>97,238</b>	<b>100.0</b>
12b. I took a placement test (COMPASS, ASSET, ACCUPLACER, SAT, ACT, etc.) [COLLREAD]	TKPTEST	Yes	53	56.3	25,850	84.2	80,896	85.0
		No	41	43.7	4,844	15.8	14,267	15.0
		<b>Total</b>	<b>94</b>	<b>100.0</b>	<b>30,694</b>	<b>100.0</b>	<b>95,163</b>	<b>100.0</b>
<b>Item 14</b>								
14. This college required me to enroll in classes indicated by my placement test scores during my first semester/quarter [COLLREAD]	REQCLASS	Yes	45	44.2	20,046	64.3	61,952	64.0
		No	57	55.8	11,126	35.7	34,836	36.0
		<b>Total</b>	<b>103</b>	<b>100.0</b>	<b>31,173</b>	<b>100.0</b>	<b>96,788</b>	<b>100.0</b>
<b>Item 21: Think about your experiences from the time of your decision to attend this college through the end of the first three weeks of your first semester/quarter. Within a class, or through another experience at this college:</b>								
21a. I learned to improve my study skills (listening, note taking, highlighting readings, working with others, etc.) [COLLREAD]	LNDSTUDY	Strongly disagree	6	2.4	398	1.3	1,283	1.3
		Disagree	7	2.8	1,203	3.8	3,783	3.9
		Neutral	50	19.7	6,047	19.2	18,971	19.4
		Agree	107	42.3	12,926	41.0	40,461	41.4
		Strongly agree	83	32.8	10,920	34.7	33,117	33.9
		<b>Total</b>	<b>253</b>	<b>100.0</b>	<b>31,494</b>	<b>100.0</b>	<b>97,615</b>	<b>100.0</b>
21b. I learned to understand my academic strengths and weaknesses [COLLREAD]	LNDACAWK	Strongly disagree	7	3.0	323	1.0	1,065	1.1
		Disagree	6	2.4	1,201	3.8	3,787	3.9
		Neutral	47	18.5	7,050	22.4	21,631	22.2
		Agree	127	50.3	13,380	42.5	42,073	43.1
		Strongly agree	65	25.9	9,517	30.2	28,961	29.7
		<b>Total</b>	<b>253</b>	<b>100.0</b>	<b>31,470</b>	<b>100.0</b>	<b>97,517</b>	<b>100.0</b>
21c. I learned skills and strategies to improve my test-taking ability [COLLREAD]	LNDKLLS	Strongly disagree	10	4.1	817	2.6	2,524	2.6
		Disagree	35	13.7	2,901	9.2	9,229	9.5
		Neutral	78	30.7	9,680	30.8	30,497	31.3
		Agree	83	32.6	10,039	31.9	31,142	31.9
		Strongly agree	48	18.9	8,033	25.5	24,127	24.7
		<b>Total</b>	<b>253</b>	<b>100.0</b>	<b>31,469</b>	<b>100.0</b>	<b>97,518</b>	<b>100.0</b>

\* The comparison group and cohort columns on this page EXCLUDE your college.

**Survey of Entering Student Engagement**  
**Los Medanos College (2018 Administration)**  
**2018 Benchmark Bar Chart - Main Survey**  
Comparison Group: Large Colleges in the 2018 Cohort\*  
Entering Students Only  
[Weighted]  
Engaged Learning (ENGAGLRN)



\* The comparison group and cohort bars on this page INCLUDE your college.

**Survey of Entering Student Engagement - Los Medanos College (2018 Administration)**

**2018 Benchmark Means Report - Main Survey**

Comparison Group: Large Colleges in the 2018 Cohort\*

Entering Students Only

[Weighted]

Engaged Learning (ENGAGLRN)

		Your College	Large Colleges		2018 Cohort	
Item	Variable	Mean	Mean	Effect Size**	Mean	Effect Size**
<b>Item 19: During the first three weeks of your first semester/quarter at this college, about how often did you do the following?</b>						
1 = Never, 2 = Once, 3 = Two or three times, 4 = Four or more times						
19a. Ask questions in class or contribute to class discussions [ENGAGLRN]	ASKQUES	2.72	2.79		2.76	
19b. Prepare at least two drafts of a paper or assignment before turning it in [ENGAGLRN]	PREPDRFT	2.12	2.12		2.11	
19e. Participate in supplemental instruction (extra class sessions with an instructor, tutor, or experienced student) [ENGAGLRN]	SUPINSTR	1.87	1.56	0.36**	1.54	0.39**
19g. Work with other students on a project or assignment during class [ENGAGLRN]	PINCLASS	3.02	2.47	0.57**	2.46	0.58**
19h. Work with classmates outside of class on class projects or assignments [ENGAGLRN]	PREPOUTC	1.83	1.57	0.30**	1.60	0.26**
19i. Participate in a required study group outside of class [ENGAGLRN]	GRPSTUDY	1.57	1.30	0.41**	1.30	0.39**
19j. Participate in a student-initiated (not required) study group outside of class [ENGAGLRN]	NRGSTUDY	1.44	1.30		1.31	
19k. Use an electronic tool (e-mail, text messaging, Facebook, MySpace, class Web site, etc.) to communicate with another student about coursework [ENGAGLRN]	USEINTMG	2.66	2.19	0.43**	2.21	0.41**
19l. Use an electronic tool (e-mail, text messaging, Facebook, MySpace, class Web site, etc.) to communicate with an instructor about coursework [ENGAGLRN]	MAILFAC	2.33	2.26		2.23	
19m. Discuss an assignment or grade with an instructor [ENGAGLRN]	FACASSN	2.11	2.06		2.04	
19n. Ask for help from an instructor regarding questions or problems related to a class [ENGAGLRN]	CLASSREL	2.41	2.35		2.33	
19o. Receive prompt written or oral feedback from instructors on your performance [ENGAGLRN]	FEEDBACK	2.54	2.36		2.34	0.21**
19q. Discuss ideas from your readings or classes with instructors outside of class [ENGAGLRN]	FACIDOC	1.71	1.59		1.57	
<b>Item 20.2: Think about your experiences from the time of your decision to attend this college through the end of the first three weeks of your first semester/quarter. How often did you use the following services?</b>						
1 = Never, 2 = Once, 3 = Two or three times, 4 = Four or more times						
20.2d. Face-to-face tutoring [ENGAGLRN]	FFTUSE	1.54	1.31	0.32**	1.30	0.36**
20.2f. Writing, math, or other skill lab [ENGAGLRN]	SKLABUSE	2.61	1.57	1.10**	1.60	1.05**
20.2h. Computer lab [ENGAGLRN]	COMLBUSE	2.07	1.90		1.94	

\* The comparison group and cohort columns on this page EXCLUDE your college.

\*\* T-test: 2-tailed

If a row contains less than 50 respondents, interpret the comparison results cautiously.



**Survey of Entering Student Engagement - Los Medanos College (2018 Administration)**  
**2018 Benchmark Frequency Distributions - Main Survey**

Comparison Group: Large Colleges in the 2018 Cohort\*

Entering Students Only

[Weighted]

Engaged Learning (ENGAGLRN)

Item	Variable	Responses	Your College		Large Colleges		2018 Cohort	
			Count	Percent	Count	Percent	Count	Percent
Item 19: During the first three weeks of your first semester/quarter at this college, about how often did you do the following?								
19a. Ask questions in class or contribute to class discussions [ENGAGLRN]	ASKQUES	Never	28	11.1	2,875	9.0	9,542	9.7
		Once	68	26.7	7,785	24.5	24,988	25.3
		Two or three times	107	41.7	14,293	44.9	43,741	44.3
		Four or more times	53	20.5	6,875	21.6	20,413	20.7
		Total	256	100.0	31,828	100.0	98,684	100.0
19b. Prepare at least two drafts of a paper or assignment before turning it in [ENGAGLRN]	PREPDRFT	Never	68	26.8	9,220	29.2	29,163	29.8
		Once	103	41.0	11,340	36.0	35,278	36.1
		Two or three times	64	25.4	8,791	27.9	27,127	27.7
		Four or more times	17	6.8	2,177	6.9	6,234	6.4
		Total	252	100.0	31,527	100.0	97,801	100.0
19e. Participate in supplemental instruction (extra class sessions with an instructor, tutor, or experienced student) [ENGAGLRN]	SUPINSTR	Never	138	53.8	21,060	66.3	65,913	66.9
		Once	45	17.6	5,434	17.1	16,937	17.2
		Two or three times	42	16.5	3,614	11.4	10,989	11.2
		Four or more times	31	12.0	1,661	5.2	4,706	4.8
		Total	256	100.0	31,768	100.0	98,544	100.0
19g. Work with other students on a project or assignment during class [ENGAGLRN]	PINCLASS	Never	21	8.2	6,560	20.7	20,888	21.2
		Once	42	16.2	8,413	26.5	25,960	26.4
		Two or three times	106	41.5	11,963	37.7	36,694	37.2
		Four or more times	87	34.1	4,830	15.2	14,978	15.2
		Total	256	100.0	31,767	100.0	98,520	100.0
19h. Work with classmates outside of class on class projects or assignments [ENGAGLRN]	PREPOUTC	Never	130	51.4	20,289	64.3	61,777	63.1
		Once	60	23.8	5,895	18.7	18,506	18.9
		Two or three times	39	15.5	3,925	12.4	12,792	13.1
		Four or more times	23	9.3	1,454	4.6	4,863	5.0
		Total	252	100.0	31,564	100.0	97,939	100.0
19i. Participate in a required study group outside of class [ENGAGLRN]	GRPSTUDY	Never	174	68.6	25,836	81.4	79,865	81.1
		Once	31	12.4	3,232	10.2	10,093	10.2
		Two or three times	32	12.8	1,900	6.0	5,908	6.0
		Four or more times	16	6.2	781	2.5	2,652	2.7
		Total	254	100.0	31,749	100.0	98,519	100.0
19j. Participate in a student-initiated (not required) study group outside of class [ENGAGLRN]	NRGSTUDY	Never	185	73.1	25,550	80.9	78,875	80.5
		Once	38	15.0	3,341	10.6	10,589	10.8
		Two or three times	18	7.0	1,895	6.0	5,861	6.0
		Four or more times	12	4.9	801	2.5	2,671	2.7
		Total	253	100.0	31,587	100.0	97,996	100.0

\* The comparison group and cohort columns on this page EXCLUDE your college.

**Survey of Entering Student Engagement - Los Medanos College (2018 Administration)**  
**2018 Benchmark Frequency Distributions - Main Survey**

Comparison Group: Large Colleges in the 2018 Cohort\*

Entering Students Only

[Weighted]

Engaged Learning (ENGAGLRN)

Item	Variable	Responses	Your College		Large Colleges		2018 Cohort	
			Count	Percent	Count	Percent	Count	Percent
<b>Item 19: During the first three weeks of your first semester/quarter at this college, about how often did you do the following?</b>								
19k. Use an electronic tool (e-mail, text messaging, Facebook, MySpace, class Web site, etc.) to communicate with another student about coursework [ENGAGLRN]	USEINTMG	Never	56	22.0	11,940	37.6	36,484	37.0
		Once	46	18.0	7,213	22.7	22,191	22.5
		Two or three times	82	32.3	7,120	22.4	22,311	22.6
		Four or more times	71	27.7	5,505	17.3	17,615	17.9
		<b>Total</b>	<b>255</b>	<b>100.0</b>	<b>31,779</b>	<b>100.0</b>	<b>98,601</b>	<b>100.0</b>
19l. Use an electronic tool (e-mail, text messaging, Facebook, MySpace, class Web site, etc.) to communicate with an instructor about coursework [ENGAGLRN]	MAILFAC	Never	66	25.9	9,373	29.6	30,673	31.3
		Once	82	32.3	9,136	28.9	27,525	28.1
		Two or three times	63	24.7	8,663	27.4	26,359	26.9
		Four or more times	43	17.1	4,448	14.1	13,487	13.8
		<b>Total</b>	<b>254</b>	<b>100.0</b>	<b>31,620</b>	<b>100.0</b>	<b>98,044</b>	<b>100.0</b>
19m. Discuss an assignment or grade with an instructor [ENGAGLRN]	FACASSN	Never	85	33.1	10,568	33.3	33,903	34.4
		Once	76	29.6	10,961	34.6	33,728	34.2
		Two or three times	77	30.2	7,917	25.0	23,845	24.2
		Four or more times	18	7.1	2,271	7.2	7,003	7.1
		<b>Total</b>	<b>256</b>	<b>100.0</b>	<b>31,717</b>	<b>100.0</b>	<b>98,478</b>	<b>100.0</b>
19n. Ask for help from an instructor regarding questions or problems related to a class [ENGAGLRN]	CLASSREL	Never	55	21.6	7,136	22.5	23,292	23.7
		Once	82	32.0	10,115	31.9	31,137	31.7
		Two or three times	77	30.1	10,538	33.3	32,005	32.6
		Four or more times	41	16.2	3,899	12.3	11,849	12.1
		<b>Total</b>	<b>255</b>	<b>100.0</b>	<b>31,688</b>	<b>100.0</b>	<b>98,283</b>	<b>100.0</b>
19o. Receive prompt written or oral feedback from instructors on your performance [ENGAGLRN]	FEEDBACK	Never	45	17.6	7,640	24.1	24,936	25.4
		Once	72	27.9	9,164	29.0	28,301	28.8
		Two or three times	95	37.3	10,510	33.2	31,859	32.4
		Four or more times	44	17.3	4,338	13.7	13,138	13.4
		<b>Total</b>	<b>256</b>	<b>100.0</b>	<b>31,652</b>	<b>100.0</b>	<b>98,233</b>	<b>100.0</b>
19q. Discuss ideas from your readings or classes with instructors outside of class [ENGAGLRN]	FACIDOC	Never	149	58.4	19,962	63.0	62,973	64.0
		Once	54	21.1	6,336	20.0	19,146	19.5
		Two or three times	30	11.8	3,780	11.9	11,476	11.7
		Four or more times	22	8.7	1,610	5.1	4,789	4.9
		<b>Total</b>	<b>256</b>	<b>100.0</b>	<b>31,689</b>	<b>100.0</b>	<b>98,385</b>	<b>100.0</b>
<b>Item 20.2: Think about your experiences from the time of your decision to attend this college through the end of the first three weeks of your first semester/quarter. How often did you use the following services?</b>								
20.2d. Face-to-face tutoring [ENGAGLRN]	FFTUSE	Never	174	72.7	24,627	81.0	77,311	82.0
		Once	22	9.4	3,064	10.1	9,005	9.5
		Two or three times	21	8.6	1,647	5.4	4,880	5.2
		Four or more times	22	9.2	1,066	3.5	3,127	3.3
		<b>Total</b>	<b>239</b>	<b>100.0</b>	<b>30,403</b>	<b>100.0</b>	<b>94,323</b>	<b>100.0</b>

\* The comparison group and cohort columns on this page EXCLUDE your college.

**Survey of Entering Student Engagement - Los Medanos College (2018 Administration)**

**2018 Benchmark Frequency Distributions - Main Survey**

Comparison Group: Large Colleges in the 2018 Cohort\*

Entering Students Only

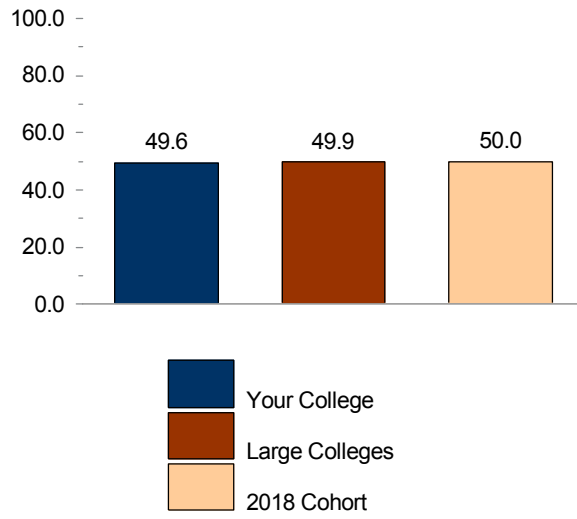
[Weighted]

Engaged Learning (ENGAGLRN)

			Your College		Large Colleges		2018 Cohort	
Item	Variable	Responses	Count	Percent	Count	Percent	Count	Percent
Item 20.2: Think about your experiences from the time of your decision to attend this college through the end of the first three weeks of your first semester/quarter. How often did you use the following services?								
20.2f. Writing, math, or other skill lab [ENGAGLRN]	SKLABUSE	Never	76	31.4	20,858	69.1	64,274	68.6
		Once	29	12.0	3,951	13.1	11,791	12.6
		Two or three times	51	21.3	2,756	9.1	8,752	9.3
		Four or more times	85	35.3	2,599	8.6	8,822	9.4
		Total	241	100.0	30,164	100.0	93,639	100.0
20.2h. Computer lab [ENGAGLRN]	COMLBUSE	Never	109	45.2	15,854	52.3	48,714	51.7
		Once	44	18.2	5,657	18.6	16,596	17.6
		Two or three times	51	21.1	4,695	15.5	14,629	15.5
		Four or more times	37	15.4	4,129	13.6	14,228	15.1
		Total	242	100.0	30,336	100.0	94,168	100.0

\* The comparison group and cohort columns on this page EXCLUDE your college.

**Survey of Entering Student Engagement**  
**Los Medanos College (2018 Administration)**  
**2018 Benchmark Bar Chart - Main Survey**  
Comparison Group: Large Colleges in the 2018 Cohort\*  
Entering Students Only  
[Weighted]  
Academic and Social Support (ACSOCSUP)



\* The comparison group and cohort bars on this page INCLUDE your college.

**Survey of Entering Student Engagement - Los Medanos College (2018 Administration)**

**2018 Benchmark Means Report - Main Survey**

Comparison Group: Large Colleges in the 2018 Cohort\*

Entering Students Only

[Weighted]

Academic and Social Support (ACSOCSUP)

		Your College	Large Colleges		2018 Cohort	
Item	Variable	Mean	Mean	Effect Size**	Mean	Effect Size**
Item 18: Think about your experiences from the time of your decision to attend this college through the end of the first three weeks of your first semester/quarter.						
1 = Strongly disagree, 2 = Disagree, 3 = Neutral, 4 = Agree, 5 = Strongly agree						
18l. All instructors clearly explained academic and student support services available at this college [ACSOCSUP]	RESOURCE	3.75	3.91		3.92	
18m. All instructors clearly explained course grading policies [ACSOCSUP]	GRADEPOL	4.22	4.27		4.27	
18n. All instructors clearly explained course syllabi (syllabuses) [ACSOCSUP]	SYLLABI	4.35	4.35		4.36	
18o. I knew how to get in touch with my instructors outside of class [ACSOCSUP]	FACMEET	4.26	4.30		4.29	
18q. At least one other student whom I didn't previously know learned my name [ACSOCSUP]	OSTUDNAM	4.18	4.10		4.08	
18r. At least one instructor learned my name [ACSOCSUP]	FACNAM	4.26	4.24		4.22	
18s. I learned the name of at least one other student in most of my classes [ACSOCSUP]	STUNAM	4.24	4.22		4.21	

\* The comparison group and cohort columns on this page EXCLUDE your college.

\*\* T-test: 2-tailed

If a row contains less than 50 respondents, interpret the comparison results cautiously.

**Survey of Entering Student Engagement - Los Medanos College (2018 Administration)**  
**2018 Benchmark Frequency Distributions - Main Survey**

Comparison Group: Large Colleges in the 2018 Cohort\*

Entering Students Only

[Weighted]

Academic and Social Support (ACSOCSUP)

Item	Variable	Responses	Your College		Large Colleges		2018 Cohort	
			Count	Percent	Count	Percent	Count	Percent
Item 18: Think about your experiences from the time of your decision to attend this college through the end of the first three weeks of your first semester/quarter.								
18l. All instructors clearly explained academic and student support services available at this college [ACSOCSUP]	RESOURCE	Strongly disagree	5	2.0	575	1.8	1,662	1.7
		Disagree	24	9.3	2,184	6.9	6,665	6.8
		Neutral	59	23.2	6,043	19.2	18,699	19.2
		Agree	110	43.2	13,325	42.4	41,837	42.9
		Strongly agree	57	22.3	9,329	29.7	28,739	29.4
		<b>Total</b>	<b>254</b>	<b>100.0</b>	<b>31,456</b>	<b>100.0</b>	<b>97,602</b>	<b>100.0</b>
18m. All instructors clearly explained course grading policies [ACSOCSUP]	GRADEPOL	Strongly disagree	2	0.6	166	0.5	559	0.6
		Disagree	6	2.6	674	2.1	2,186	2.2
		Neutral	24	9.4	3,129	9.9	9,345	9.6
		Agree	123	48.7	14,176	45.0	44,308	45.4
		Strongly agree	98	38.7	13,349	42.4	41,297	42.3
		<b>Total</b>	<b>254</b>	<b>100.0</b>	<b>31,495</b>	<b>100.0</b>	<b>97,695</b>	<b>100.0</b>
18n. All instructors clearly explained course syllabi (syllabuses) [ACSOCSUP]	SYLLABI	Strongly disagree	0	N/A	146	0.5	440	0.5
		Disagree	4	1.5	557	1.8	1,641	1.7
		Neutral	27	10.5	2,415	7.7	7,252	7.4
		Agree	100	39.3	13,329	42.4	41,300	42.4
		Strongly agree	124	48.6	14,980	47.7	46,881	48.1
		<b>Total</b>	<b>255</b>	<b>100.0</b>	<b>31,427</b>	<b>100.0</b>	<b>97,513</b>	<b>100.0</b>
18o. I knew how to get in touch with my instructors outside of class [ACSOCSUP]	FACMEET	Strongly disagree	2	0.9	213	0.7	645	0.7
		Disagree	4	1.5	680	2.2	2,114	2.2
		Neutral	27	10.7	2,837	9.0	9,014	9.2
		Agree	113	44.3	13,660	43.3	42,405	43.3
		Strongly agree	109	42.6	14,155	44.9	43,645	44.6
		<b>Total</b>	<b>255</b>	<b>100.0</b>	<b>31,544</b>	<b>100.0</b>	<b>97,823</b>	<b>100.0</b>
18q. At least one other student whom I didn't previously know learned my name [ACSOCSUP]	OSTUDNAM	Strongly disagree	3	1.1	930	2.9	2,913	3.0
		Disagree	14	5.6	1,760	5.6	5,810	5.9
		Neutral	26	10.2	3,555	11.3	11,369	11.6
		Agree	103	40.6	12,244	38.8	37,997	38.8
		Strongly agree	108	42.6	13,063	41.4	39,773	40.6
		<b>Total</b>	<b>254</b>	<b>100.0</b>	<b>31,551</b>	<b>100.0</b>	<b>97,862</b>	<b>100.0</b>
18r. At least one instructor learned my name [ACSOCSUP]	FACNAM	Strongly disagree	4	1.5	519	1.7	1,739	1.8
		Disagree	7	2.8	1,136	3.6	3,938	4.0
		Neutral	25	9.9	2,923	9.3	9,568	9.8
		Agree	100	39.3	12,407	39.6	38,411	39.5
		Strongly agree	118	46.4	14,347	45.8	43,591	44.8
		<b>Total</b>	<b>255</b>	<b>100.0</b>	<b>31,332</b>	<b>100.0</b>	<b>97,247</b>	<b>100.0</b>

\* The comparison group and cohort columns on this page EXCLUDE your college.

**Survey of Entering Student Engagement - Los Medanos College (2018 Administration)**

**2018 Benchmark Frequency Distributions - Main Survey**

Comparison Group: Large Colleges in the 2018 Cohort\*

Entering Students Only

[Weighted]

Academic and Social Support (ACSOCSUP)

			Your College		Large Colleges		2018 Cohort	
Item	Variable	Responses	Count	Percent	Count	Percent	Count	Percent
Item 18: Think about your experiences from the time of your decision to attend this college through the end of the first three weeks of your first semester/quarter.								
18s. I learned the name of at least one other student in most of my classes [ACSOCSUP]	STUNAM	Strongly disagree	4	1.5	650	2.1	2,001	2.0
		Disagree	9	3.4	1,347	4.3	4,438	4.5
		Neutral	23	9.0	2,919	9.3	9,084	9.3
		Agree	106	41.6	12,215	38.7	38,204	39.0
		Strongly agree	114	44.5	14,419	45.7	44,141	45.1
		Total	256	100.0	31,550	100.0	97,868	100.0

\* The comparison group and cohort columns on this page EXCLUDE your college.