



November 6, 2018

Dear Colleagues:

In July, the Governor and the Legislature established a new funding formula for the California Community Colleges [AB 1809](#), Chapter 33, Statutes of 2018]. In that Statute, colleges/districts are required to establish the following:

1. Local goals that are **aligned with the system-wide goals** in the Vision for Success
2. Local goals that are numerically **measurable**
3. Local goals that specify the **timeline for improvement**

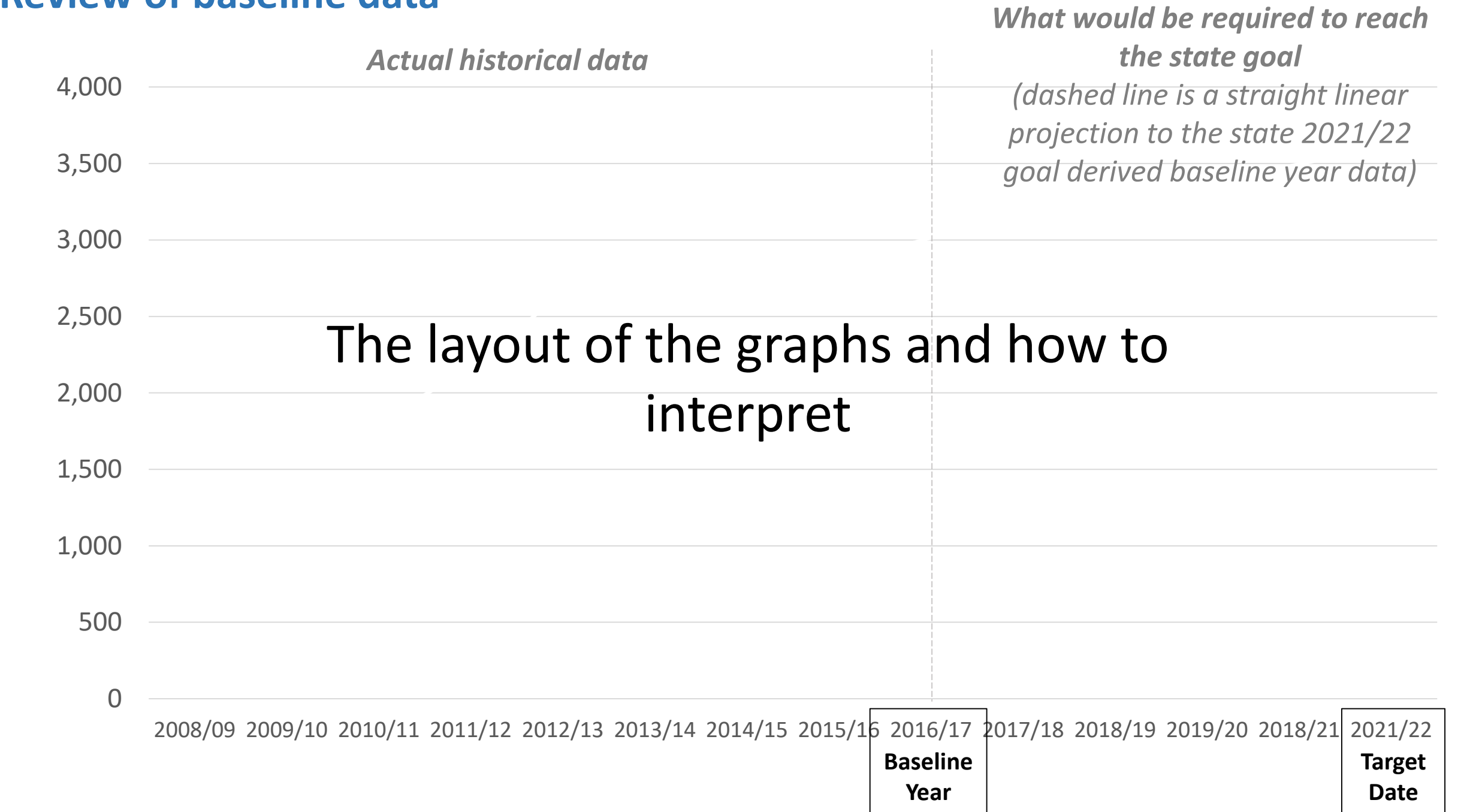
Vision for Success Goals

- Five statewide goals to which colleges and districts must align
- The state chancellor's office has explicitly defined numeric targets for four of the goals each with a five year time horizon
- The baseline year for the goals is 2016/17 and the target year is 2021/22
- There is no state requirement to meet the goals or penalty for not reaching the goals
- On-going problems with the state data dashboards

Vision for Success Goals

Review of baseline data for the five goals

Review of baseline data



Vision for Success Goal #1

GOAL #1

Increase by 20 percent the number of CCC students annually who acquire associates degrees, credentials, certificates, or specific skill sets that prepare them for an in-demand job.

GOAL #1 COMPLETION INDICATORS

- **1a:** Increase All Students Who Earned an Associate Degree (including ADTs)

OR

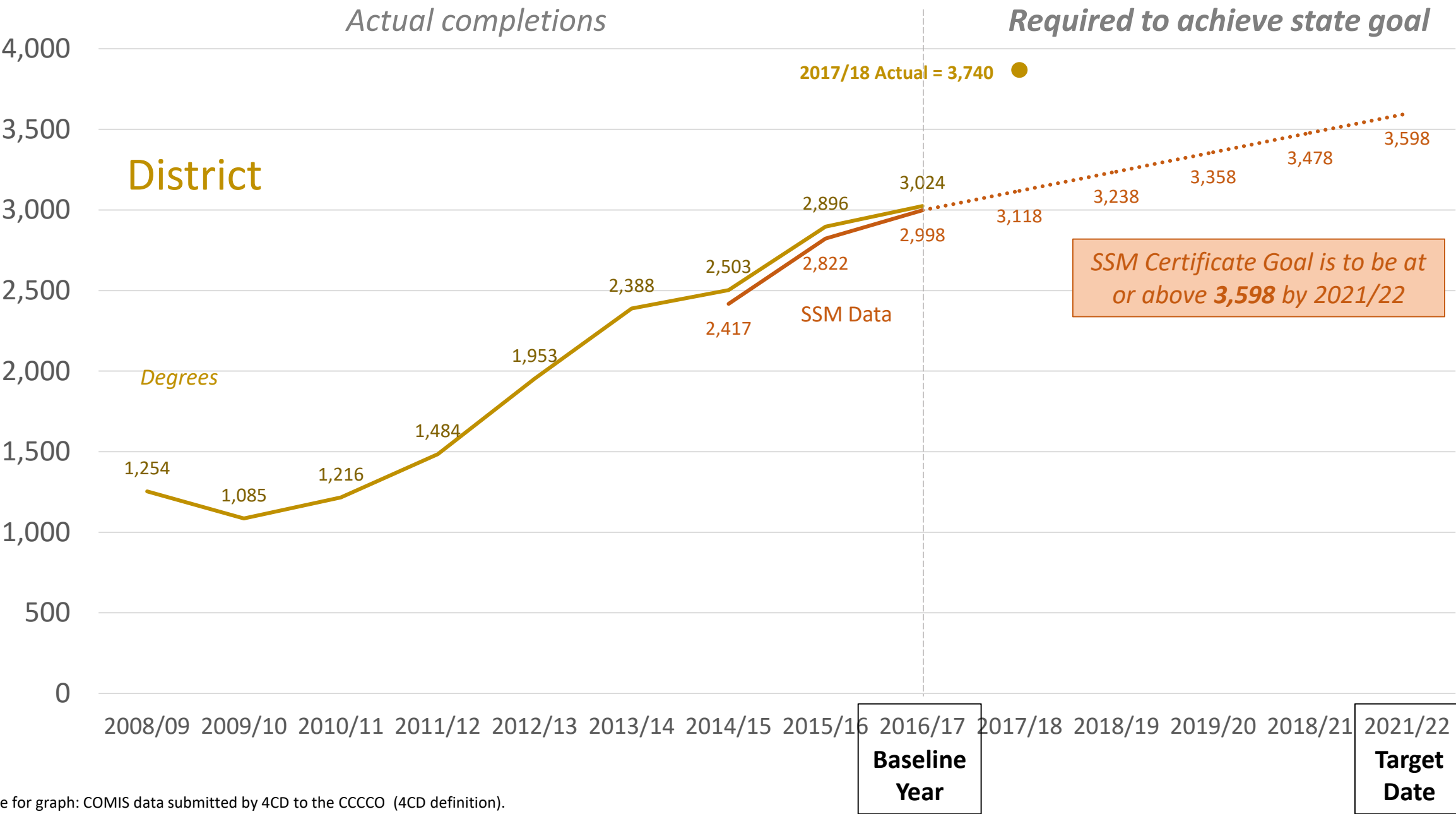
- **1b:** Increase All Students Who Earned a Chancellor's Office Approved Certificate

OR

- **1c:** Increase All Students Who Attained the Vision Goal Completion Definition

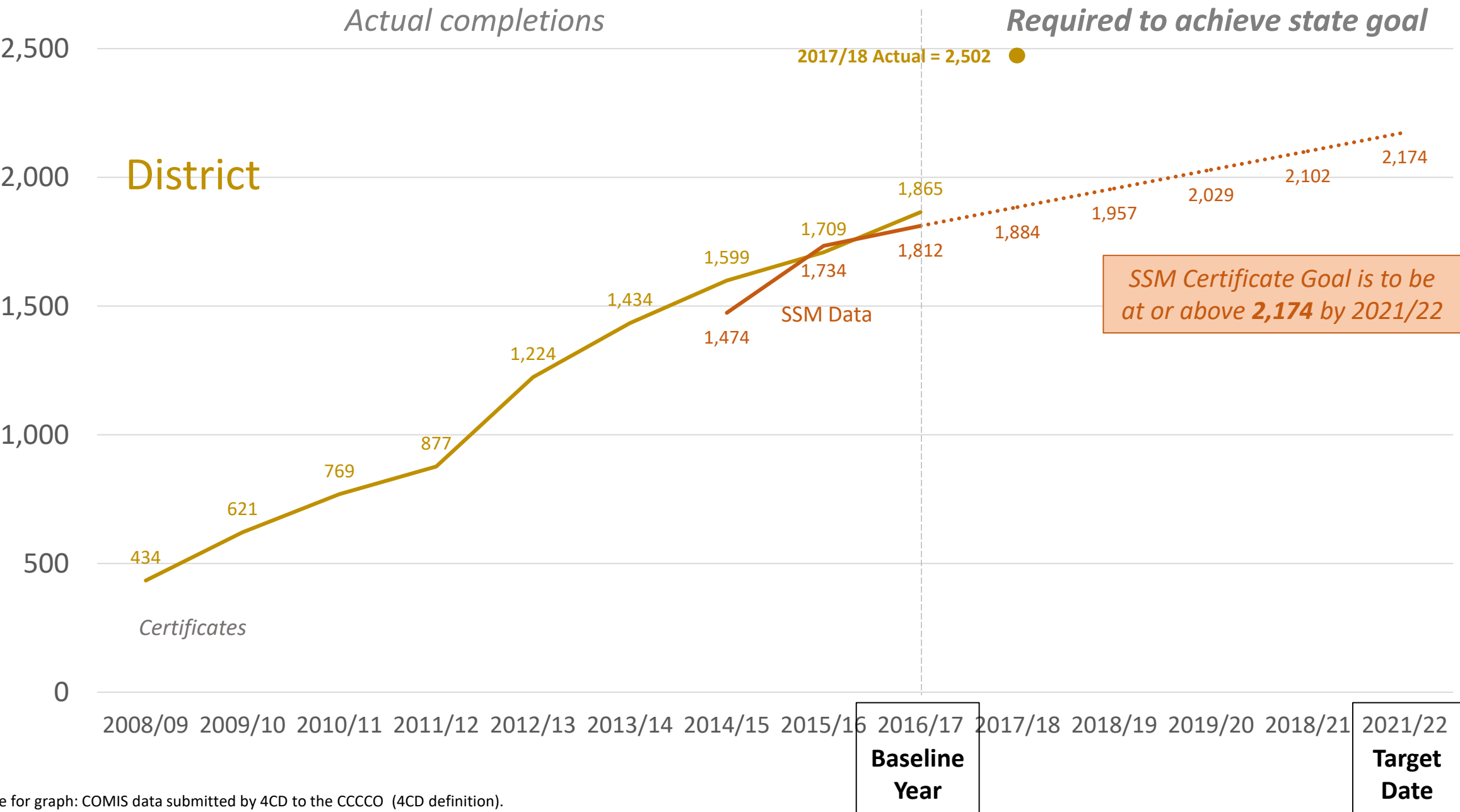


Vision Goal #1a: Increase total degrees by 20% (AS/AA/ADT Degrees)



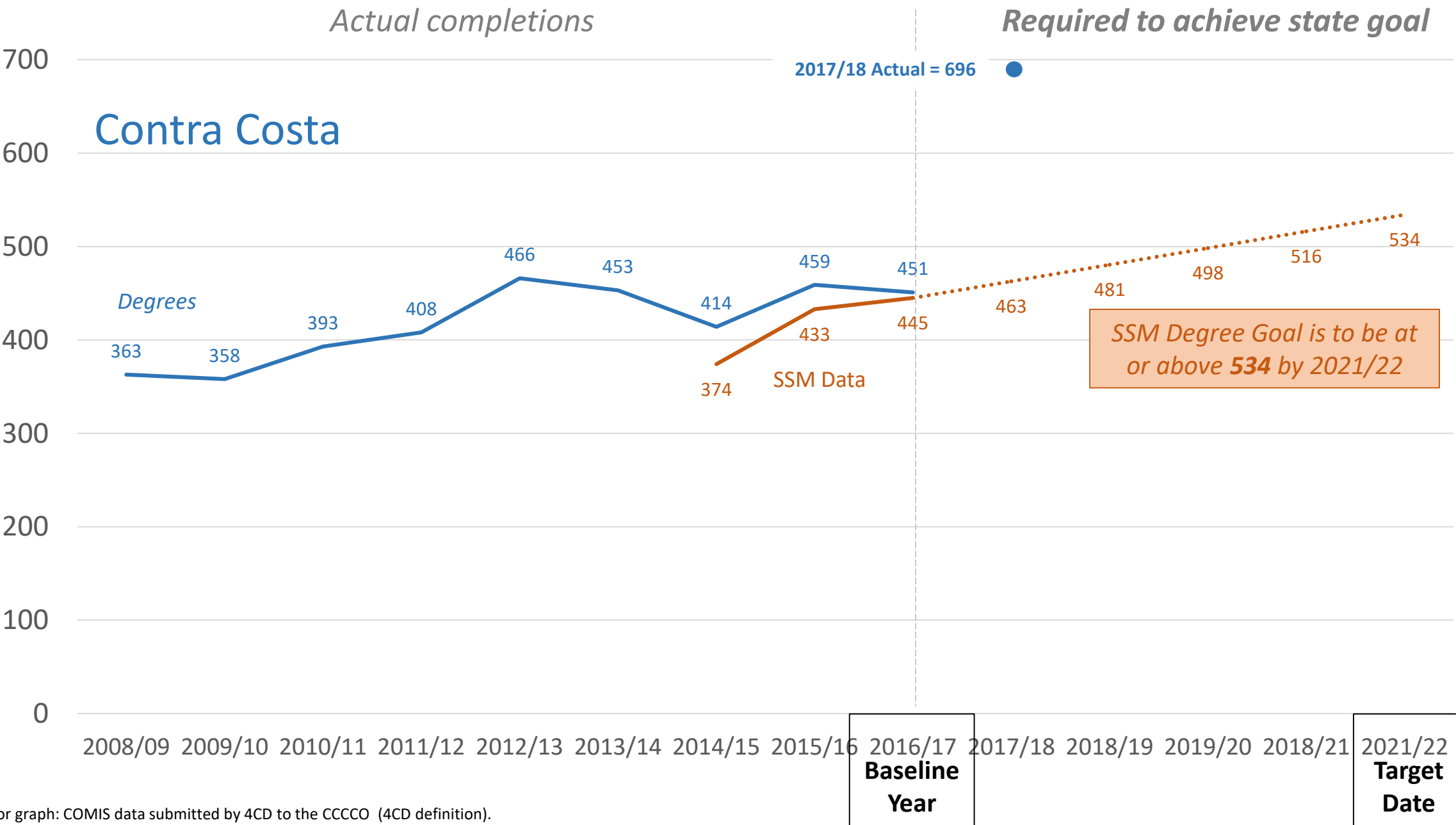
Data source for graph: COMIS data submitted by 4CD to the CCCCC (4CD definition).

Vision Goal #1b: Increase total certificates by 20%



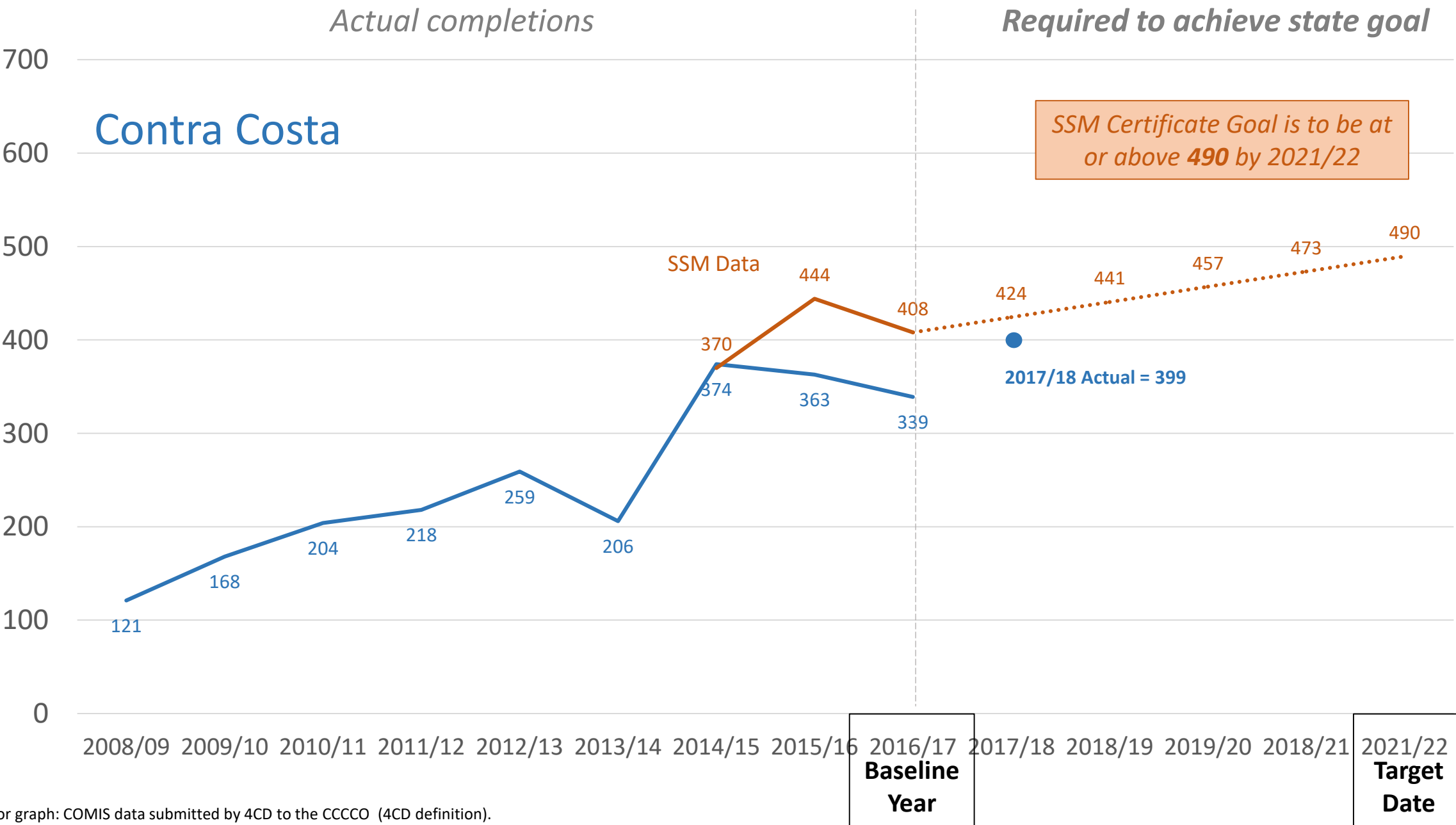
Data source for graph: COMIS data submitted by 4CD to the CCCC (4CD definition).

Vision Goal #1a: Increase total degrees by 20% (AS/AA/ADT Degrees)



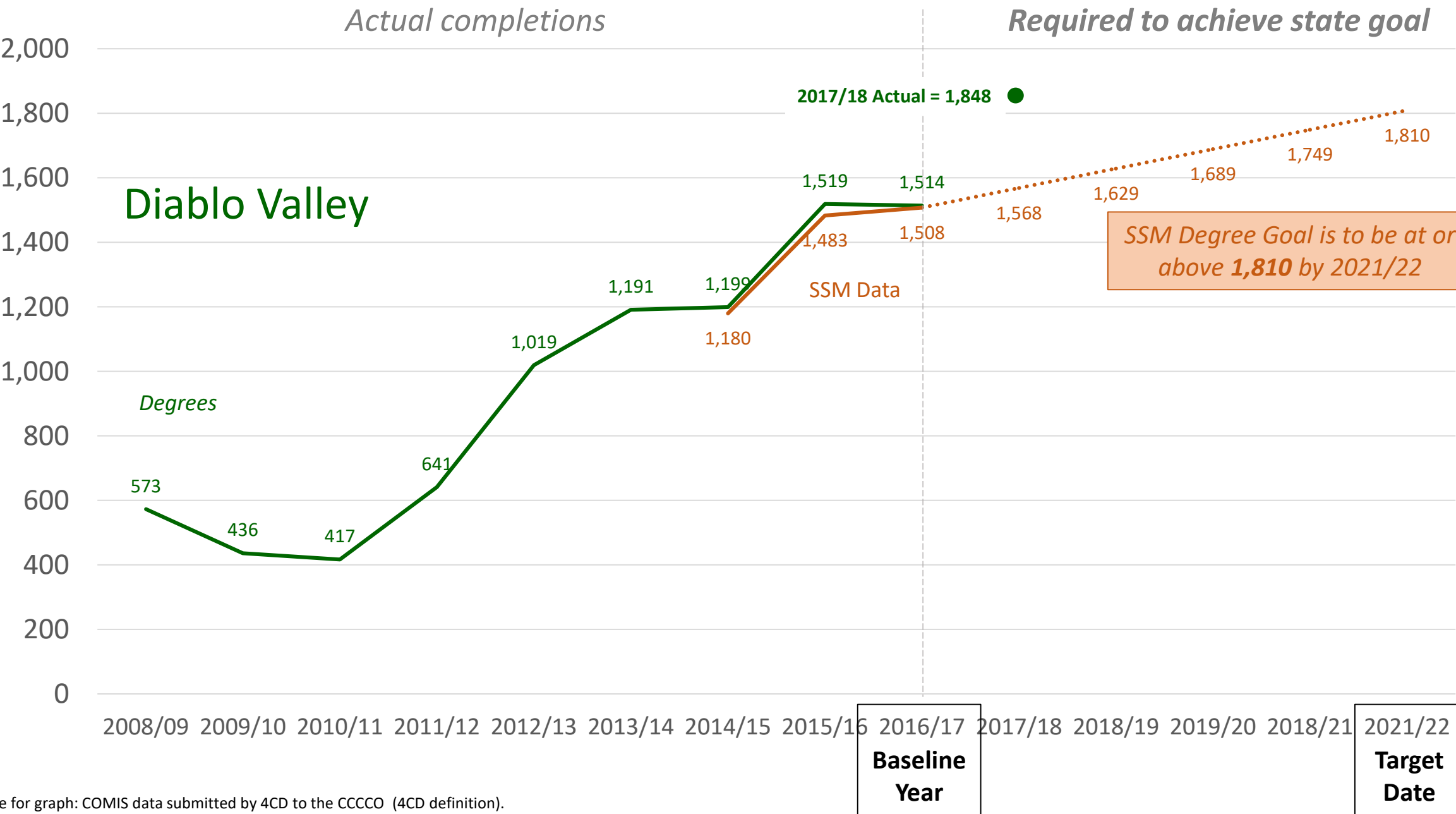
Data source for graph: COMIS data submitted by 4CD to the CCCC (4CD definition).

Vision Goal #1b: Increase total certificates by 20%



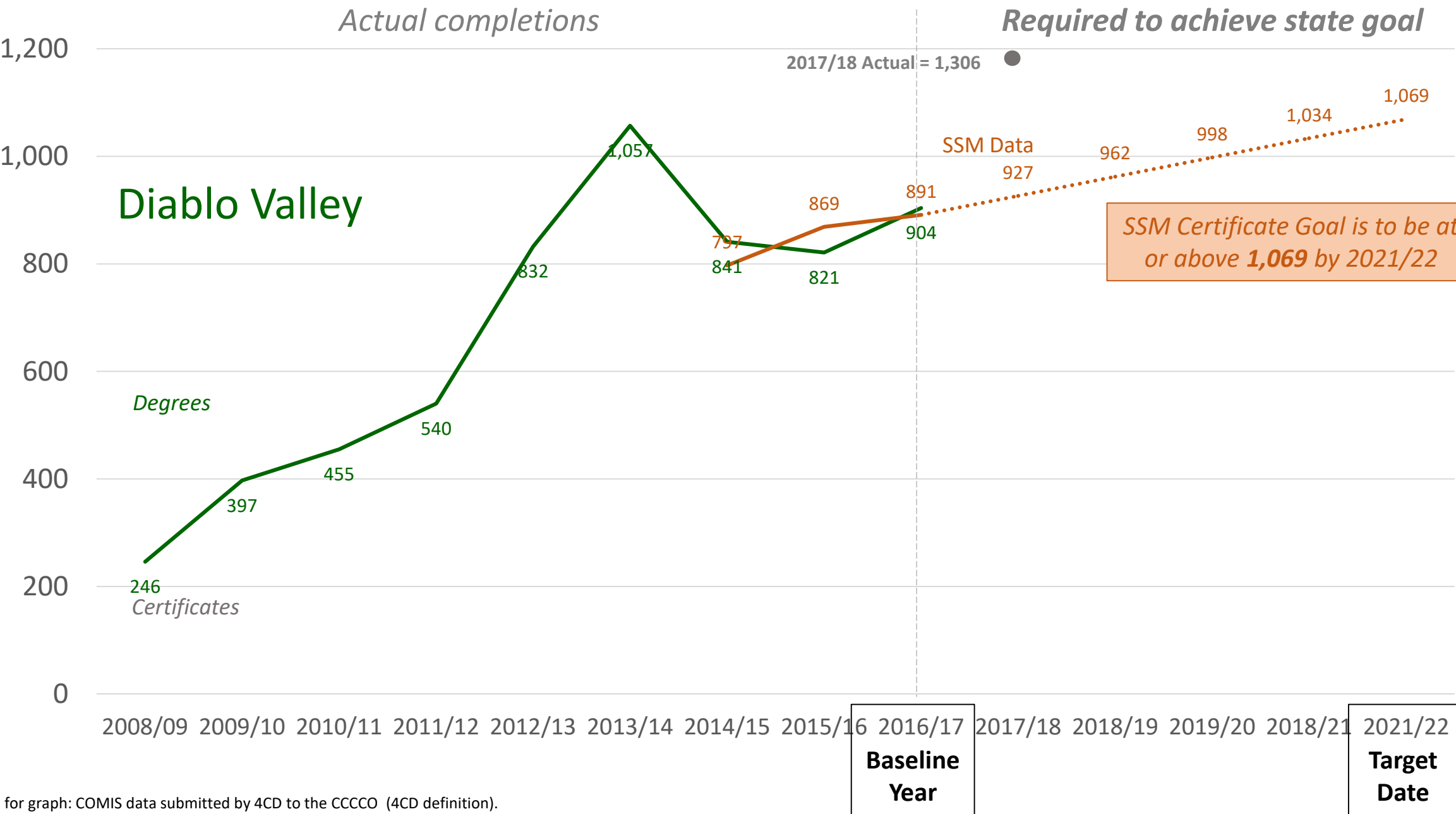
Data source for graph: COMIS data submitted by 4CD to the CCCCC (4CD definition).

Vision Goal #1a: Increase total degrees by 20% (AS/AA/ADT Degrees)



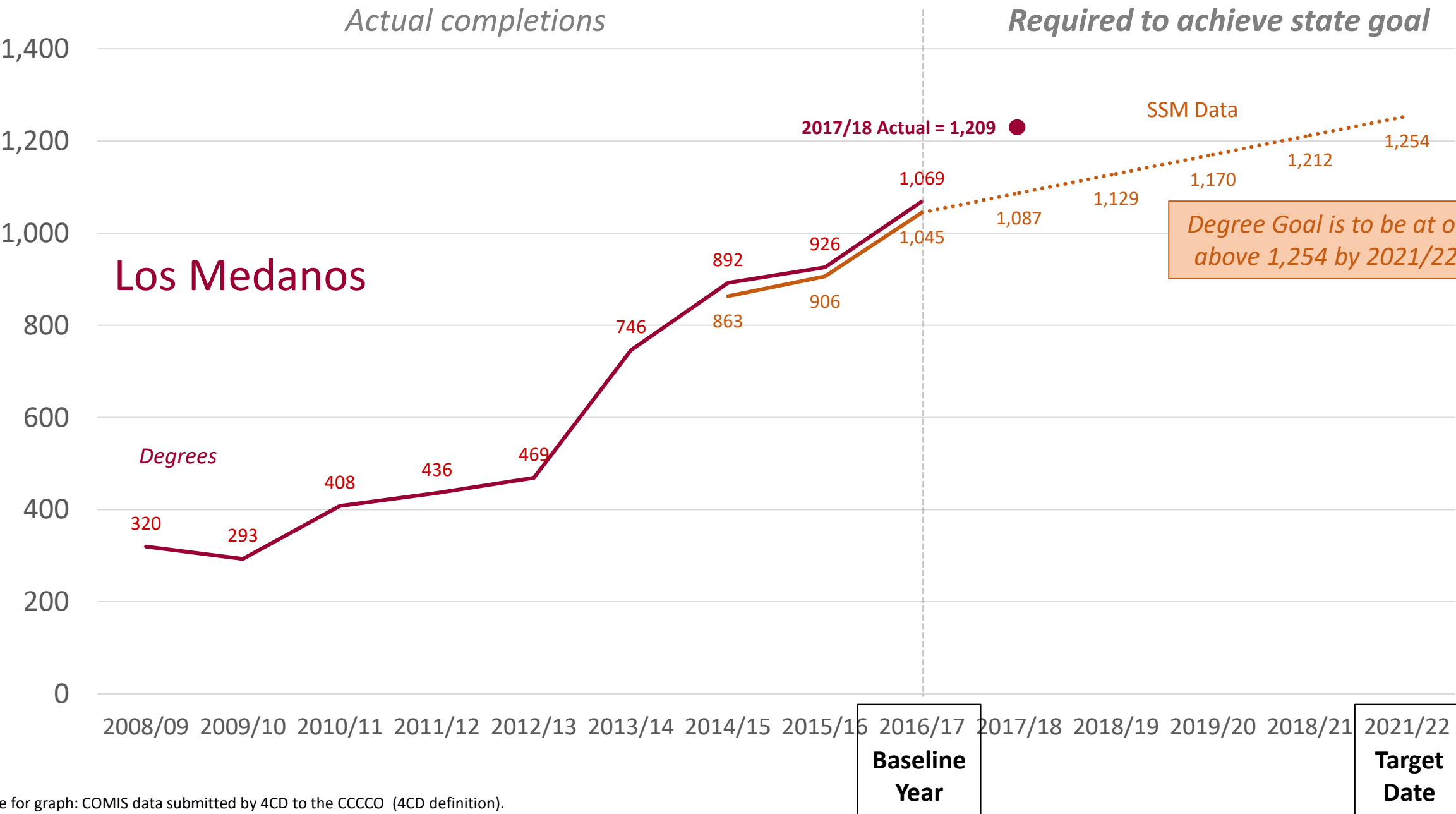
Data source for graph: COMIS data submitted by 4CD to the CCCCCO (4CD definition).

Vision Goal #1b: Increase total certificates by 20%



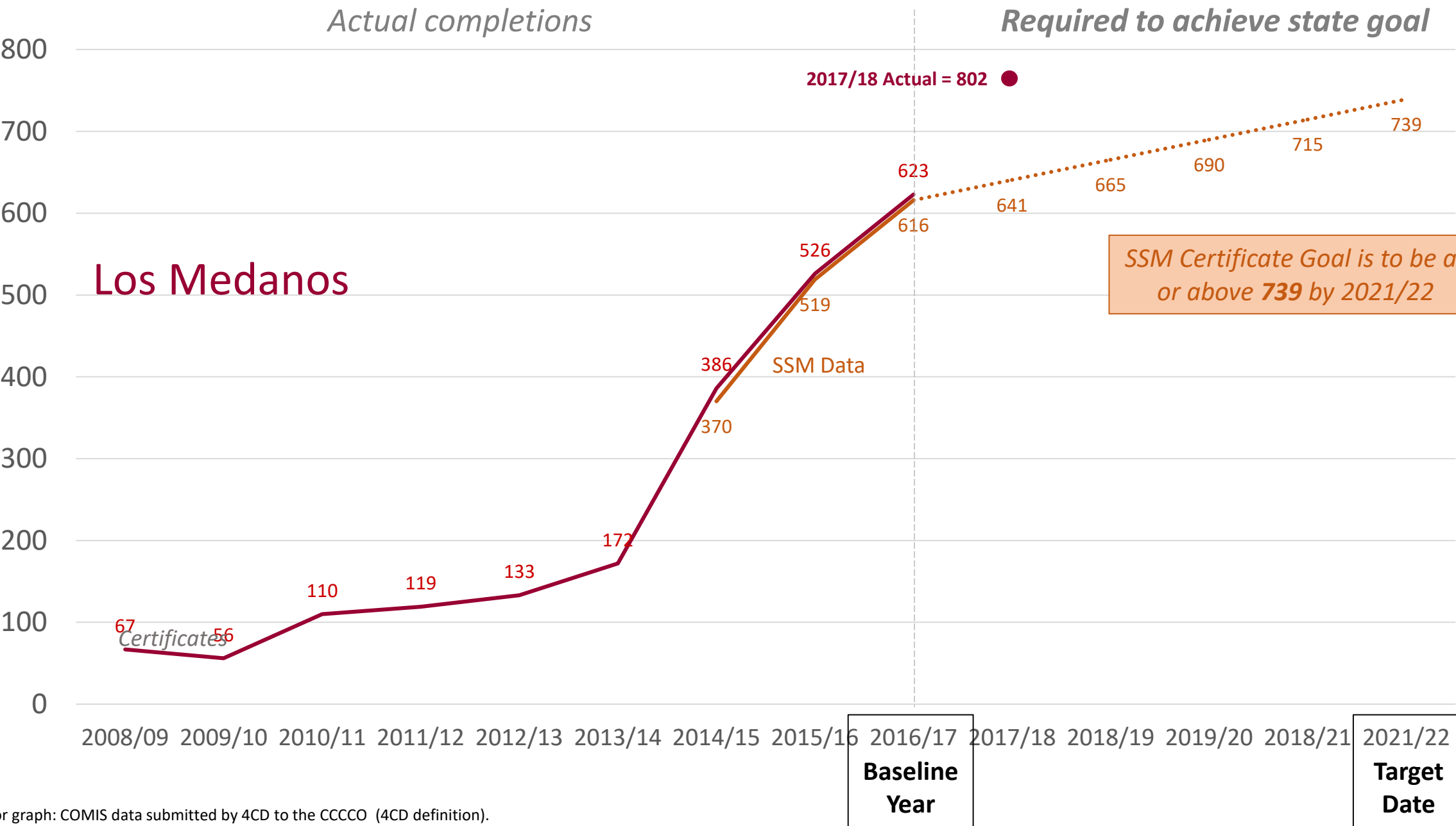
Data source for graph: COMIS data submitted by 4CD to the CCCC (4CD definition).

Vision Goal #1a: Increase total degrees by 20% (AS/AA/ADT Degrees)



Data source for graph: COMIS data submitted by 4CD to the CCCC (4CD definition).

Vision Goal #1b: Increase total certificates by 20%



Data source for graph: COMIS data submitted by 4CD to the CCCC (4CD definition).

Vision for Success Goal #2

GOAL #2

Increase by 35 percent the number of CCC students system-wide transferring annually to a UC or CSU.

GOAL #2 TRANSFER INDICATORS

- **2a:** Completed ADT Degrees

OR

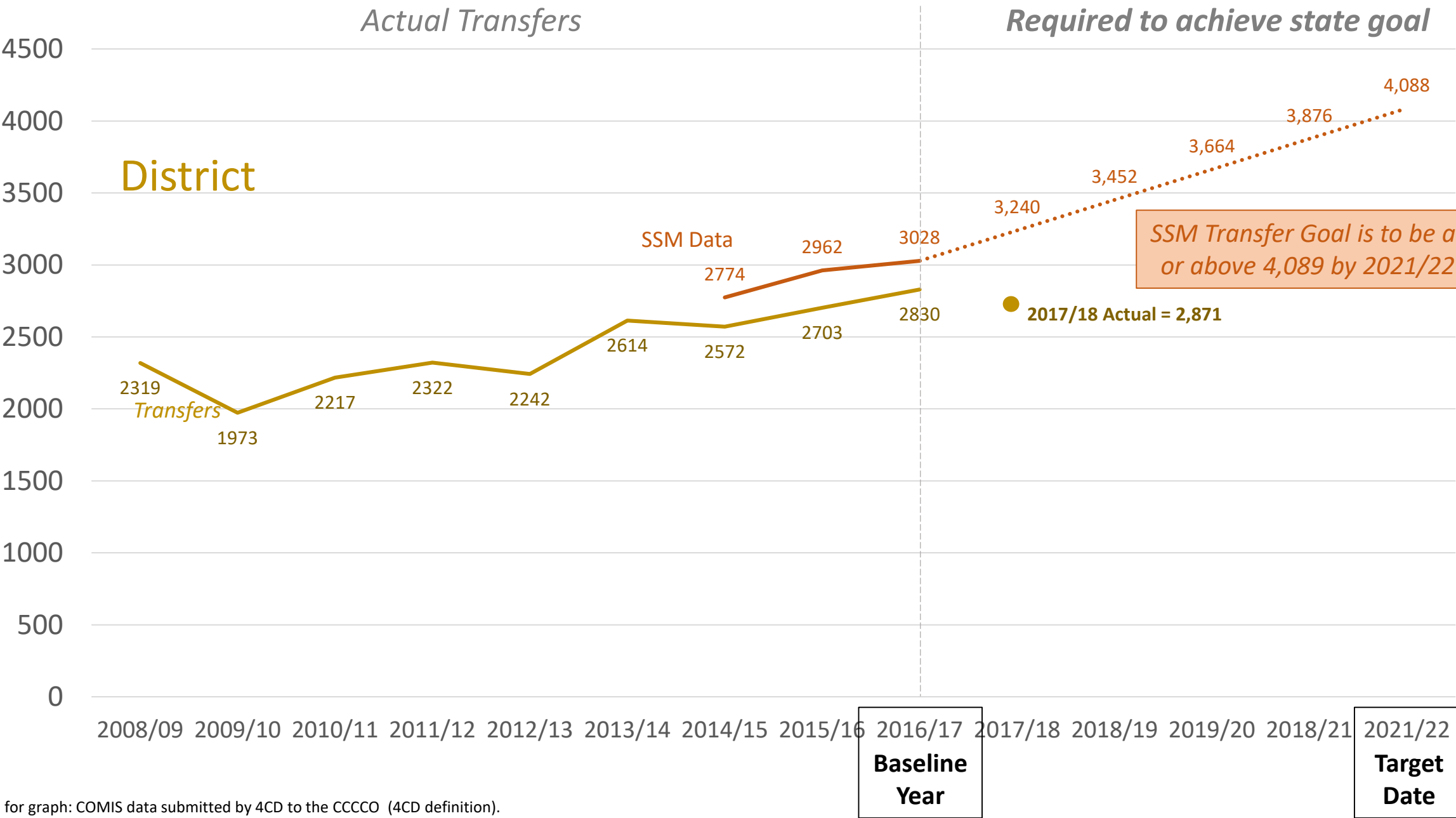
- **2b:** Transfers to UC/CSU



VISION FOR SUCCESS

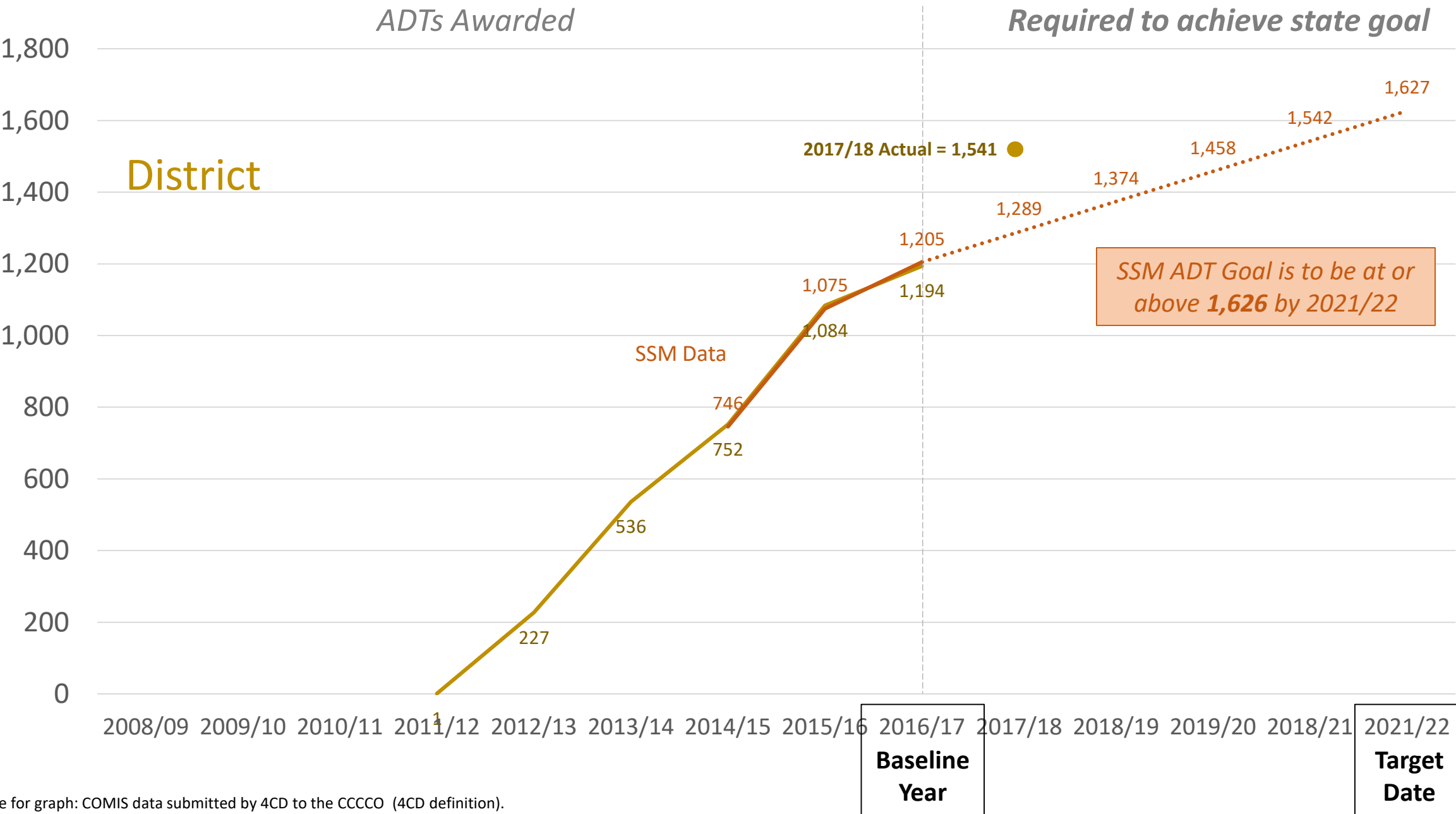
STRENGTHENING THE
CALIFORNIA COMMUNITY COLLEGES
TO MEET CALIFORNIA'S NEEDS

Vision Goal #2a: Transfers to UCs and CSUs by 35%



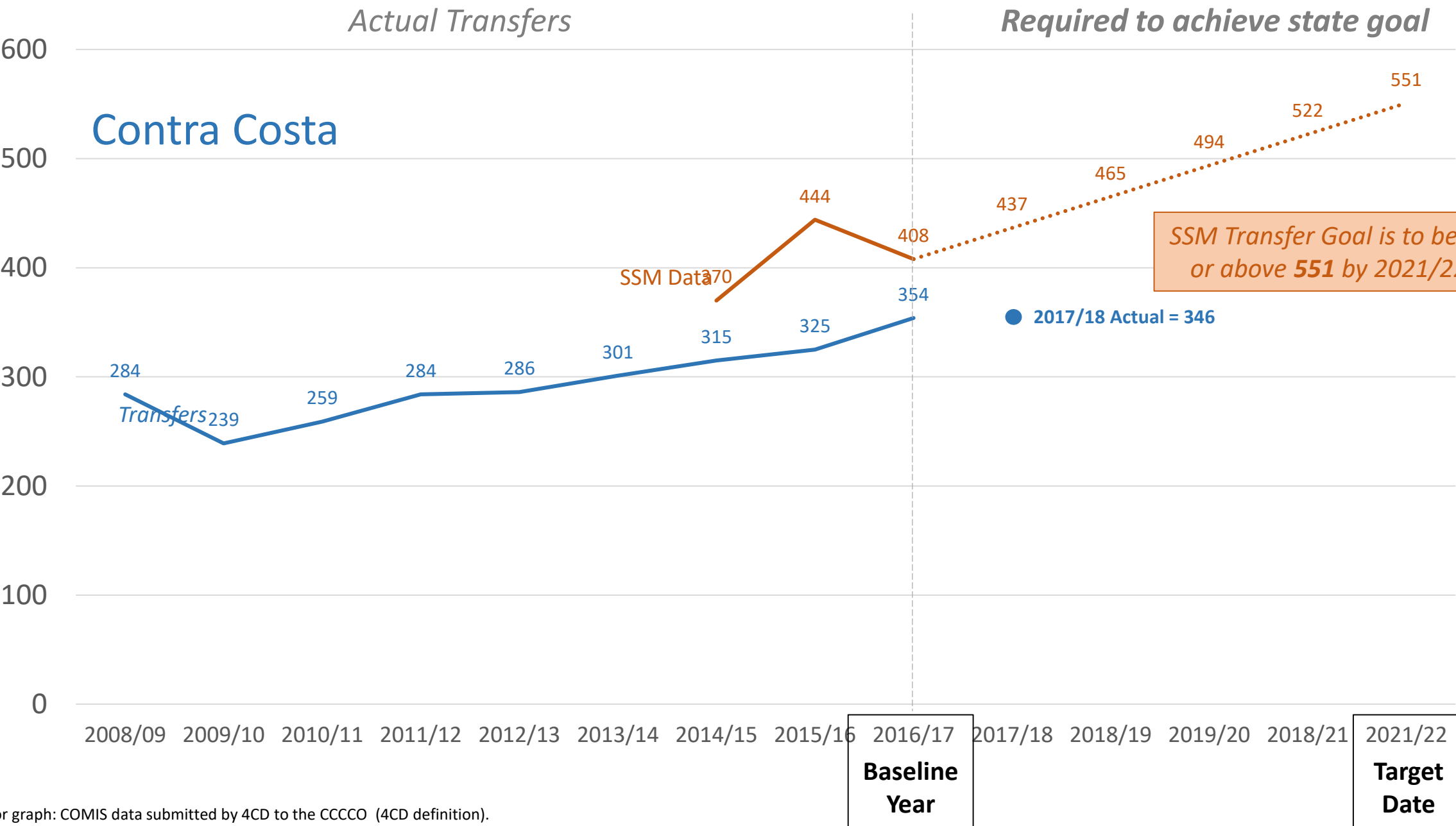
Data source for graph: COMIS data submitted by 4CD to the CCCCCO (4CD definition).

Vision Goal #2b: ADTs Awarded by 35%



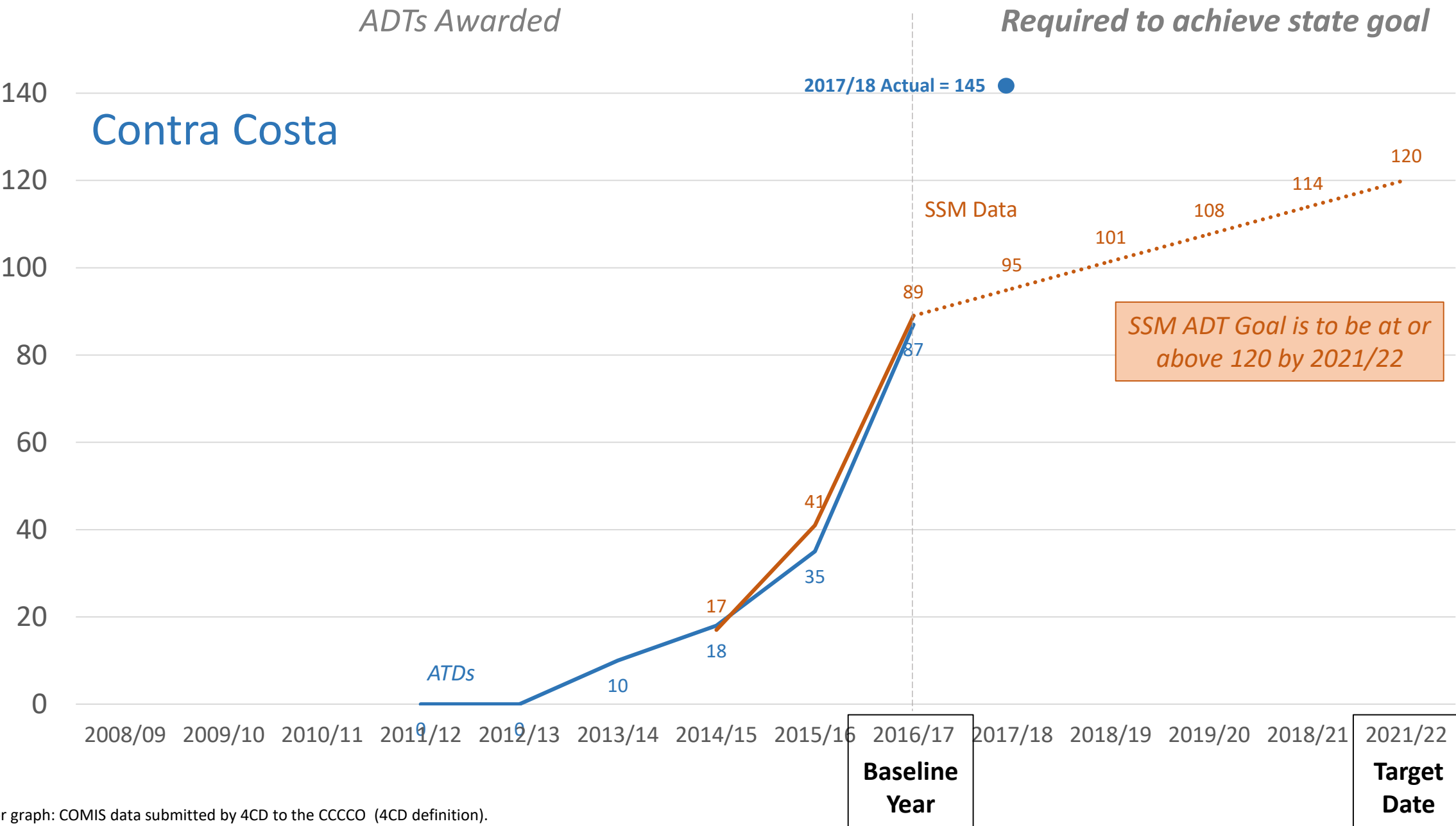
Data source for graph: COMIS data submitted by 4CD to the CCCCCO (4CD definition).

Vision Goal #2a: Transfers to UCs and CSUs by 35%



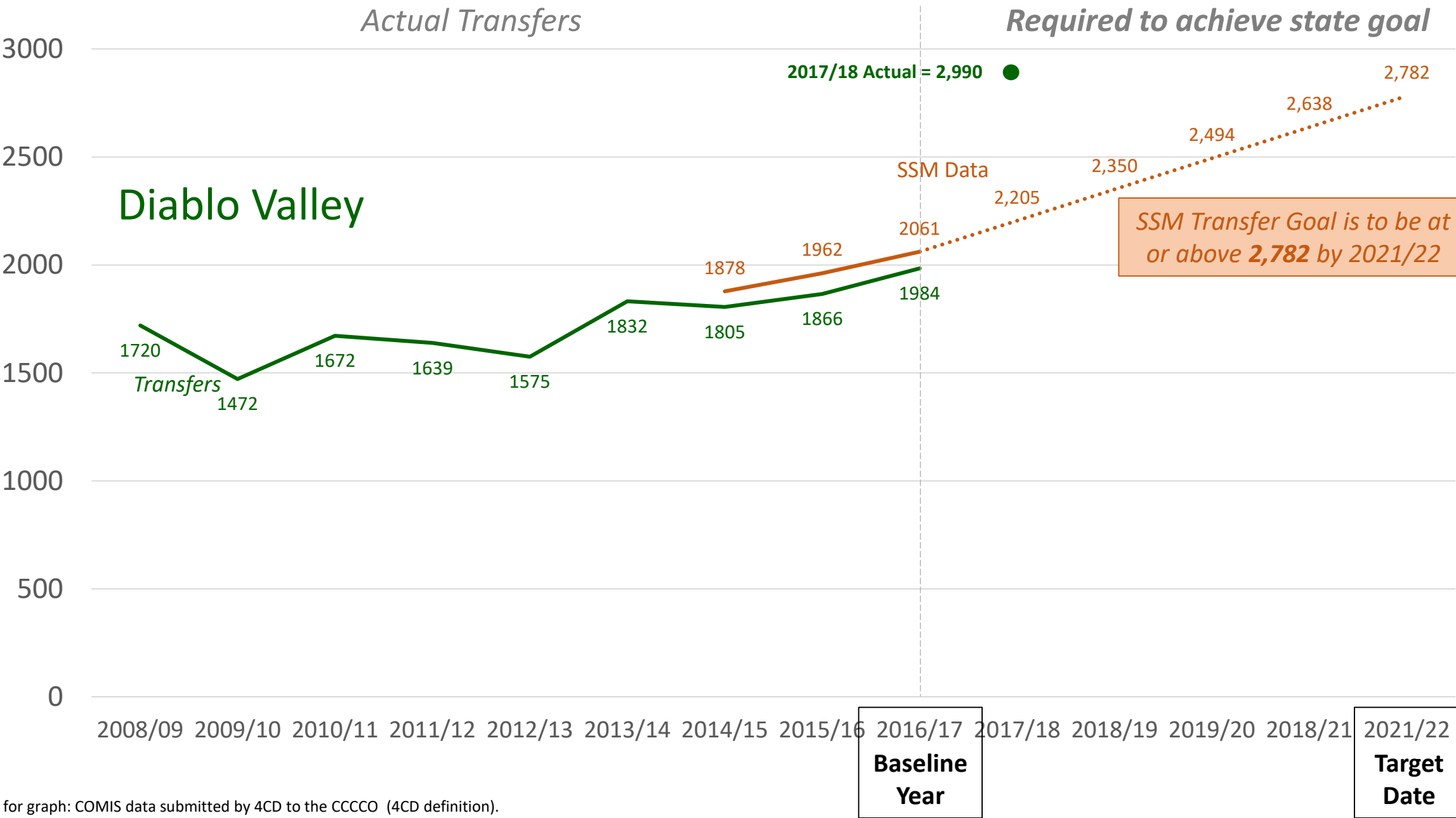
Data source for graph: COMIS data submitted by 4CD to the CCCCC (4CD definition).

Vision Goal #2b: ADTs Awarded by 35%



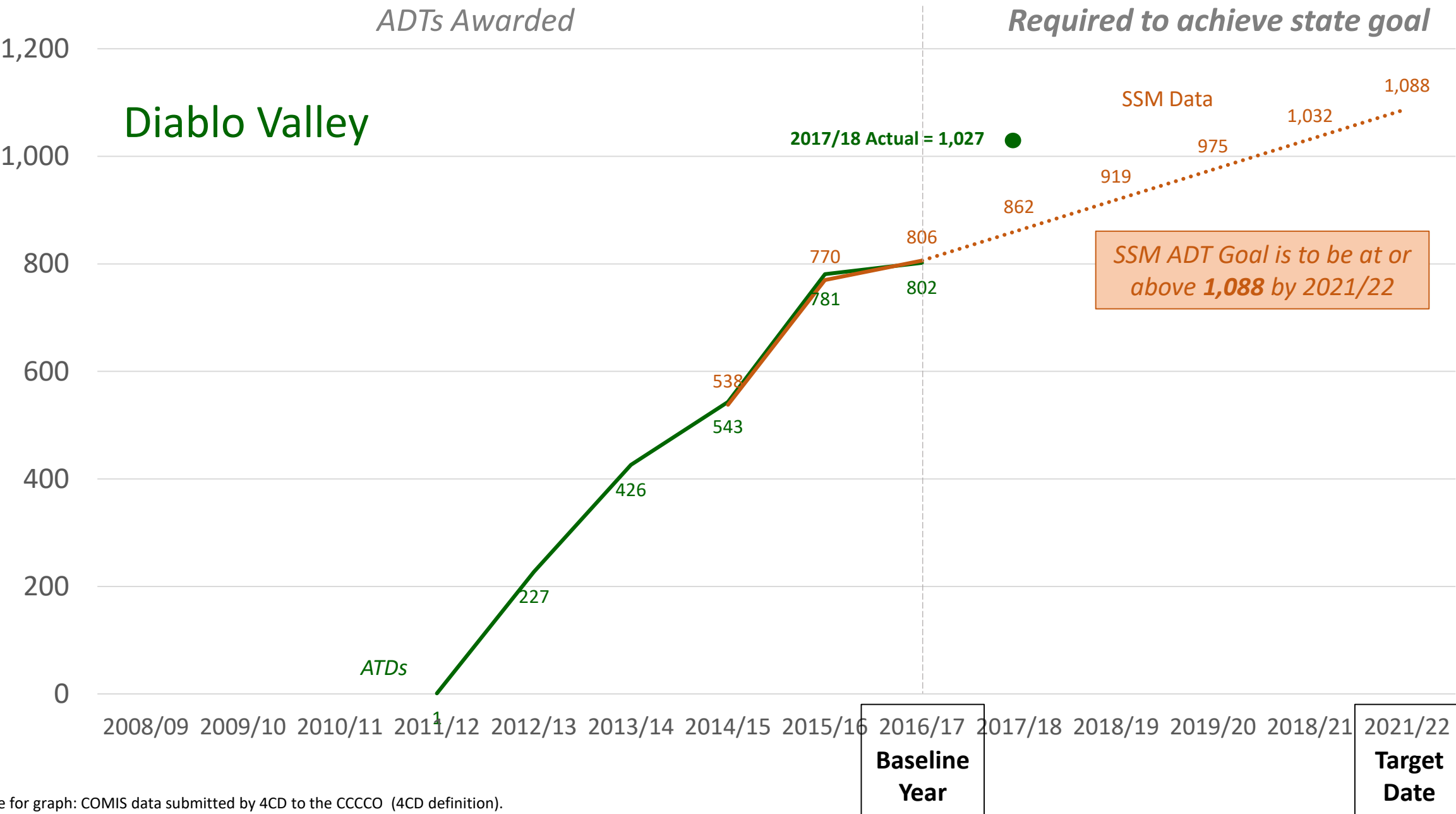
Data source for graph: COMIS data submitted by 4CD to the CCCC (4CD definition).

Vision Goal #2a: Transfers to UCs and CSUs by 35%



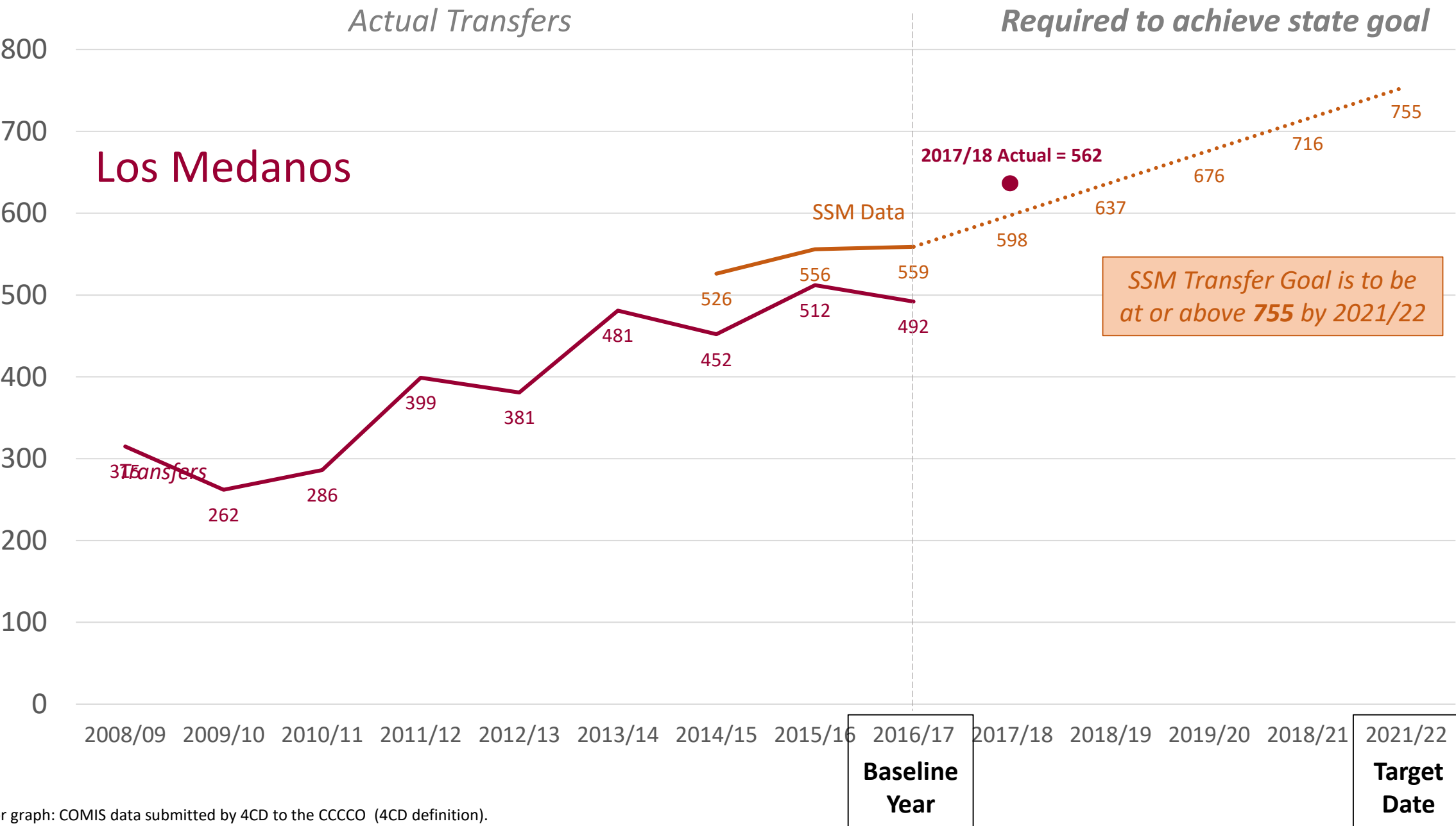
Data source for graph: COMIS data submitted by 4CD to the CCCC (4CD definition).

Vision Goal #2b: ADTs Awarded by 35%



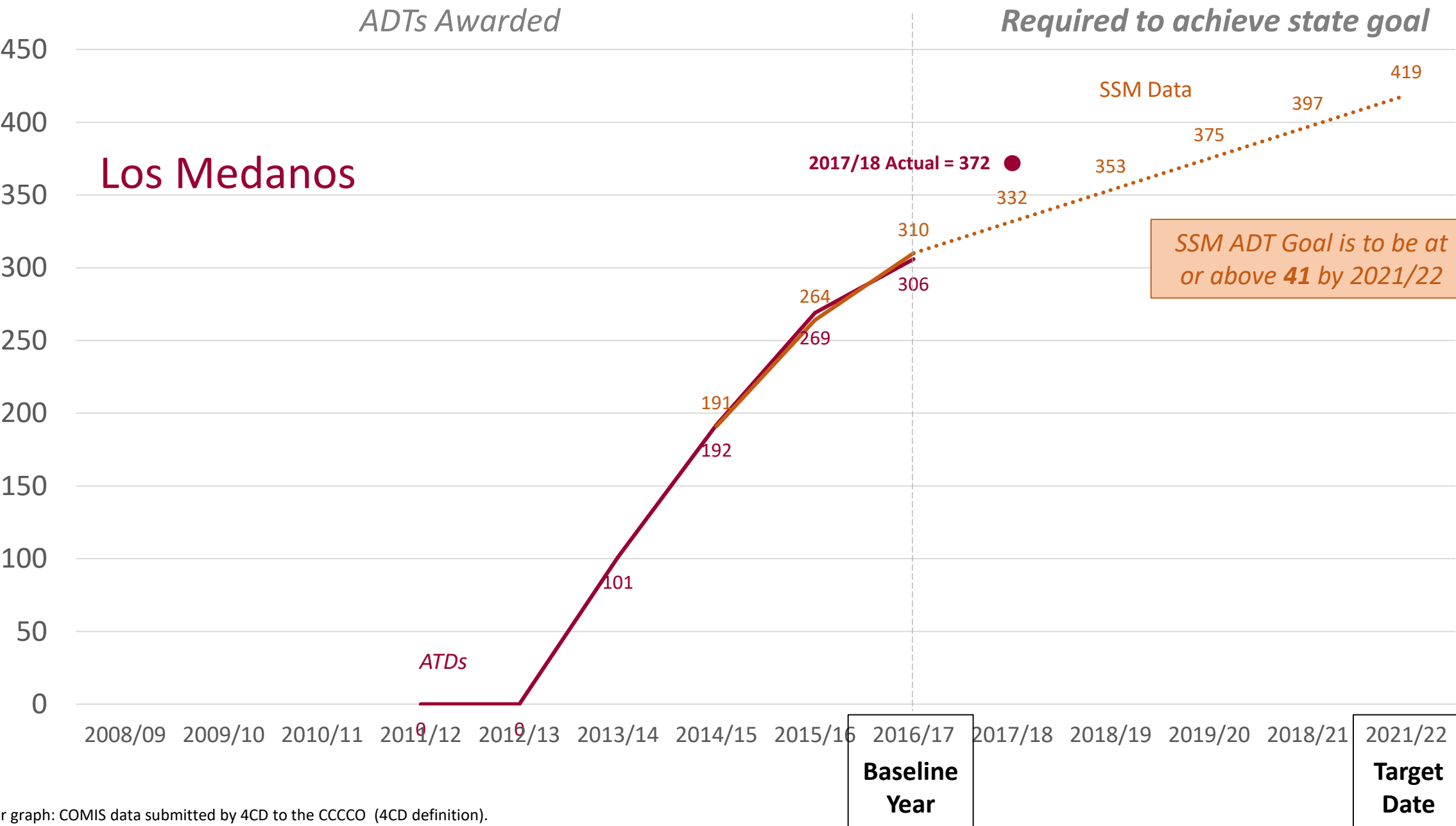
Data source for graph: COMIS data submitted by 4CD to the CCCC (4CD definition).

Vision Goal #2a: Transfers to UCs and CSUs by 35%



Data source for graph: COMIS data submitted by 4CD to the CCCC (4CD definition).

Vision Goal #2b: ADTs Awarded by 35%



Data source for graph: COMIS data submitted by 4CD to the CCCC (4CD definition).

Vision for Success Goal #3

GOAL #3

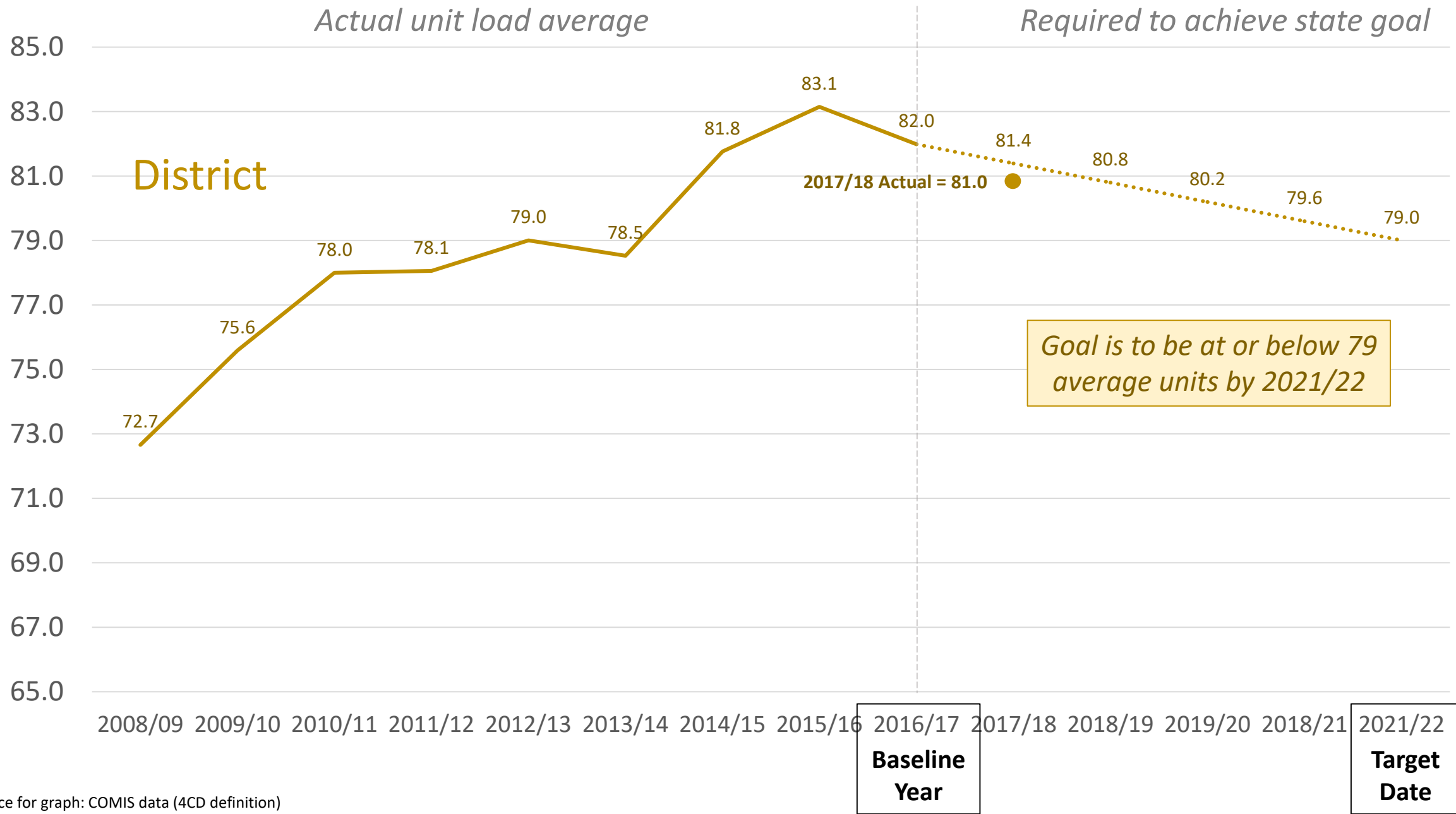
Decrease the average number of units accumulated by CCC students earning associate's degrees, from approximately 87 total units (the most recent system-wide average) to 79 total units—the average among the quintile of colleges showing the strongest performance on this measure.

GOAL #3 ACCUMULATION INDICATOR

- Average units earned per completed associates degree



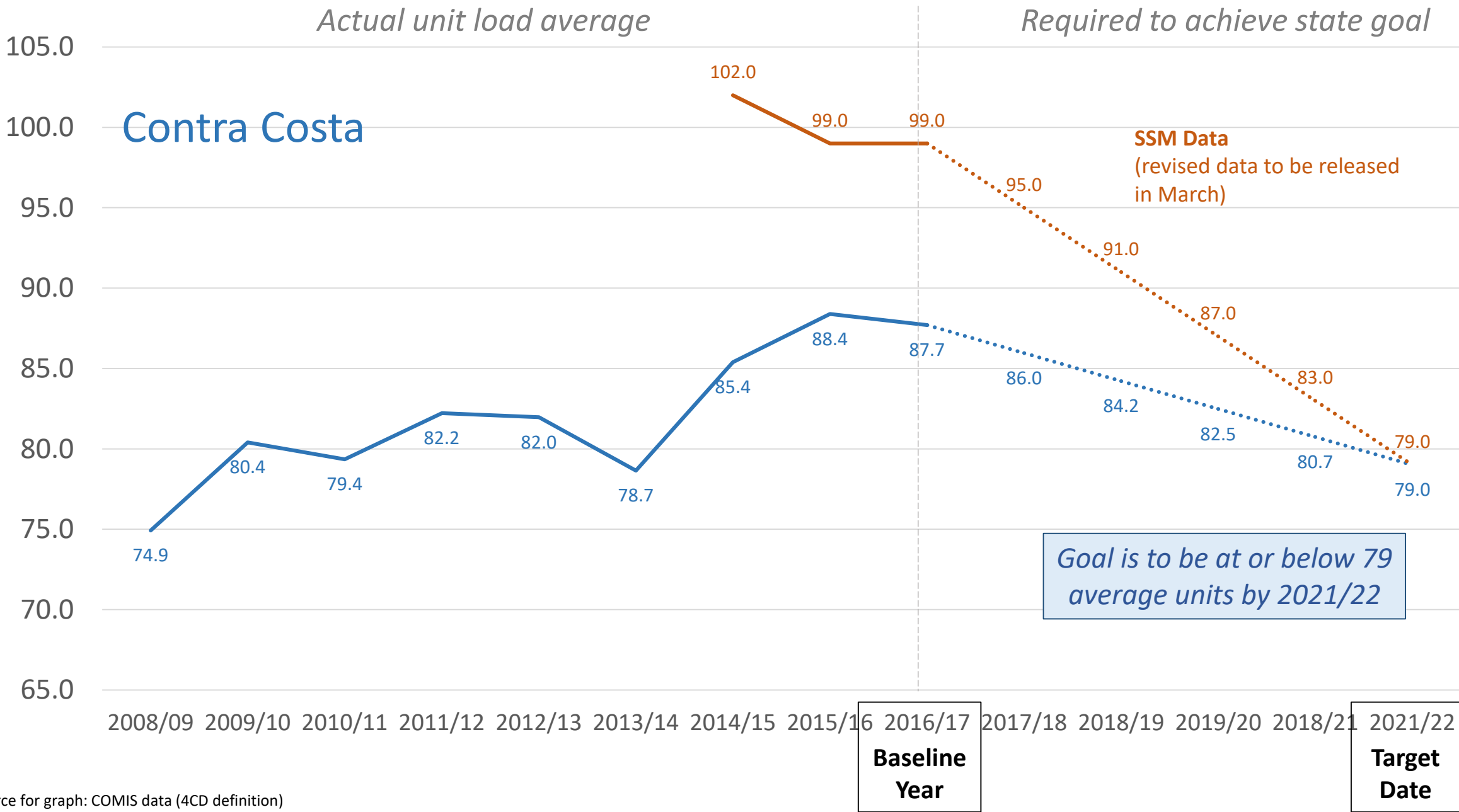
Vision Goal #3: Reduce average units earned by AA/AS degree recipients to 79



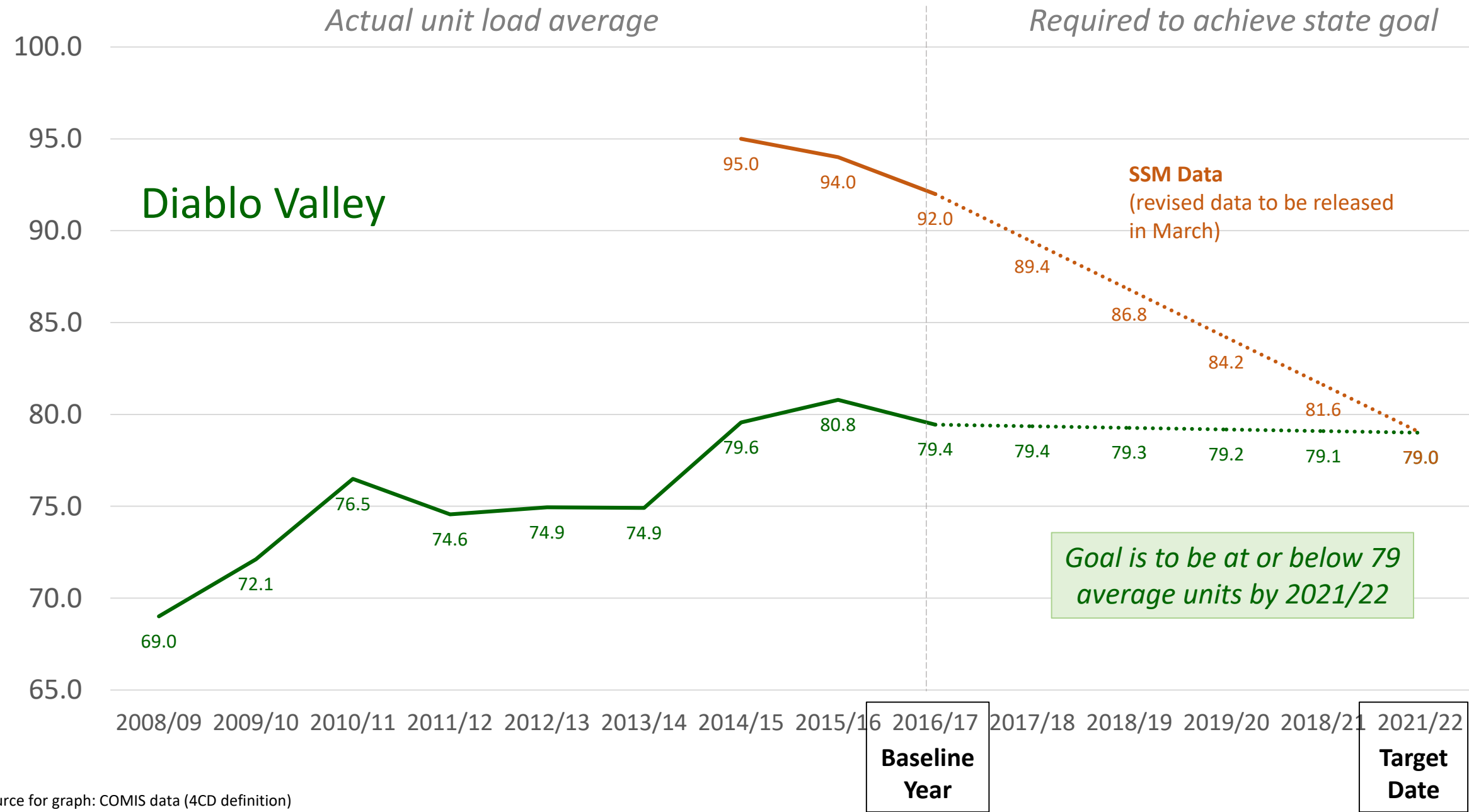
Data source for graph: COMIS data (4CD definition)

Vision Goal #3: Reduce average units earned by AA/AS degree recipients to 79

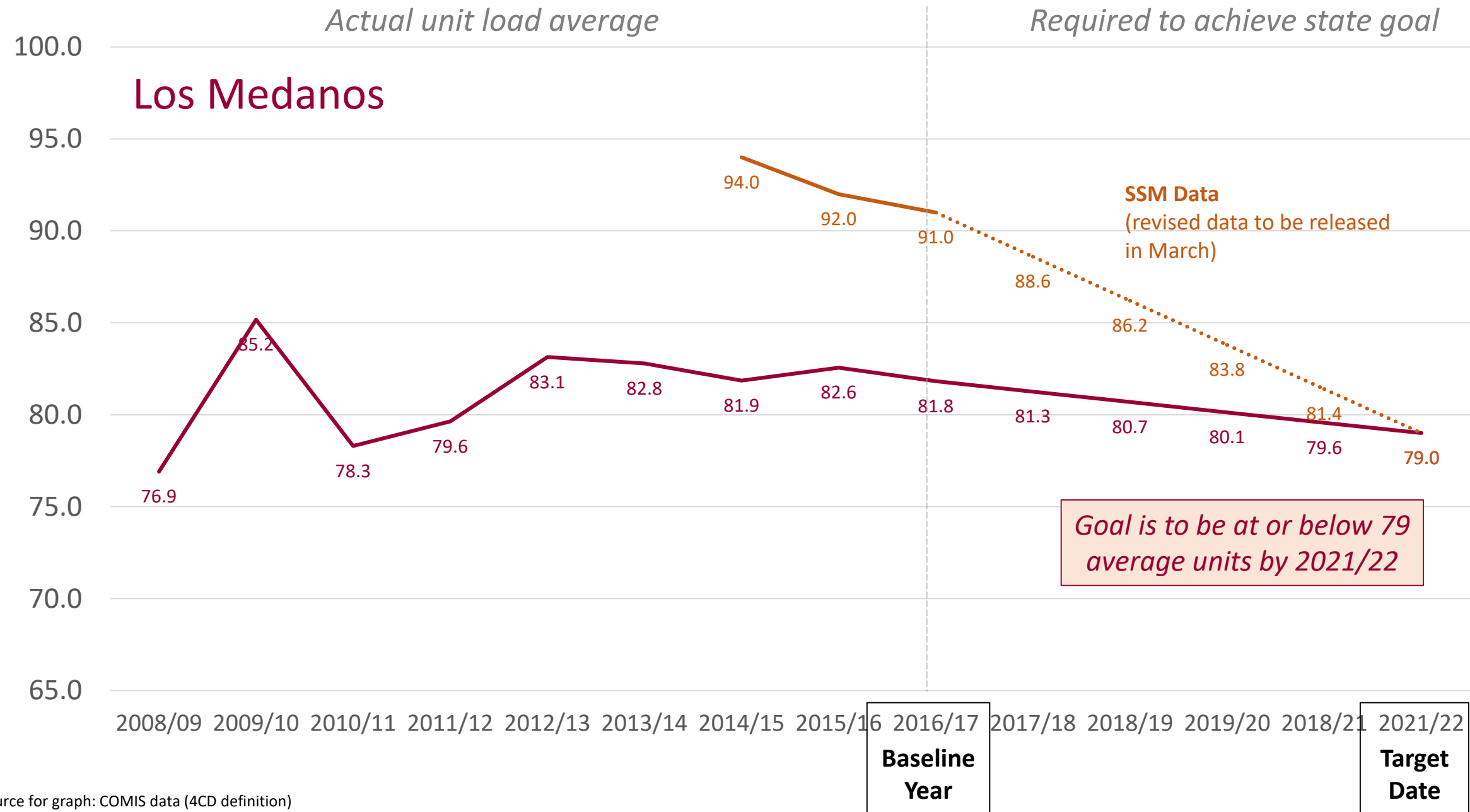
Contra Costa



Vision Goal #3: Reduce average units earned by AA/AS degree recipients to 79



Vision Goal #3: Reduce average units earned by AA/AS degree recipients to 79



Vision for Success Goal #4



GOAL #4

Increase the percent of exiting CTE students who report being employed in their field of study, from the most recent statewide average of 69 percent to an improved rate of **76 percent**—the average among the quintile of colleges showing the strongest performance on this measure in the most recent*

GOAL #4 WORKFORCE INDICATORS

- 4a Median annual earnings of existing students
- OR**
- 4b Percent of CTE graduates earning a living wage

OR

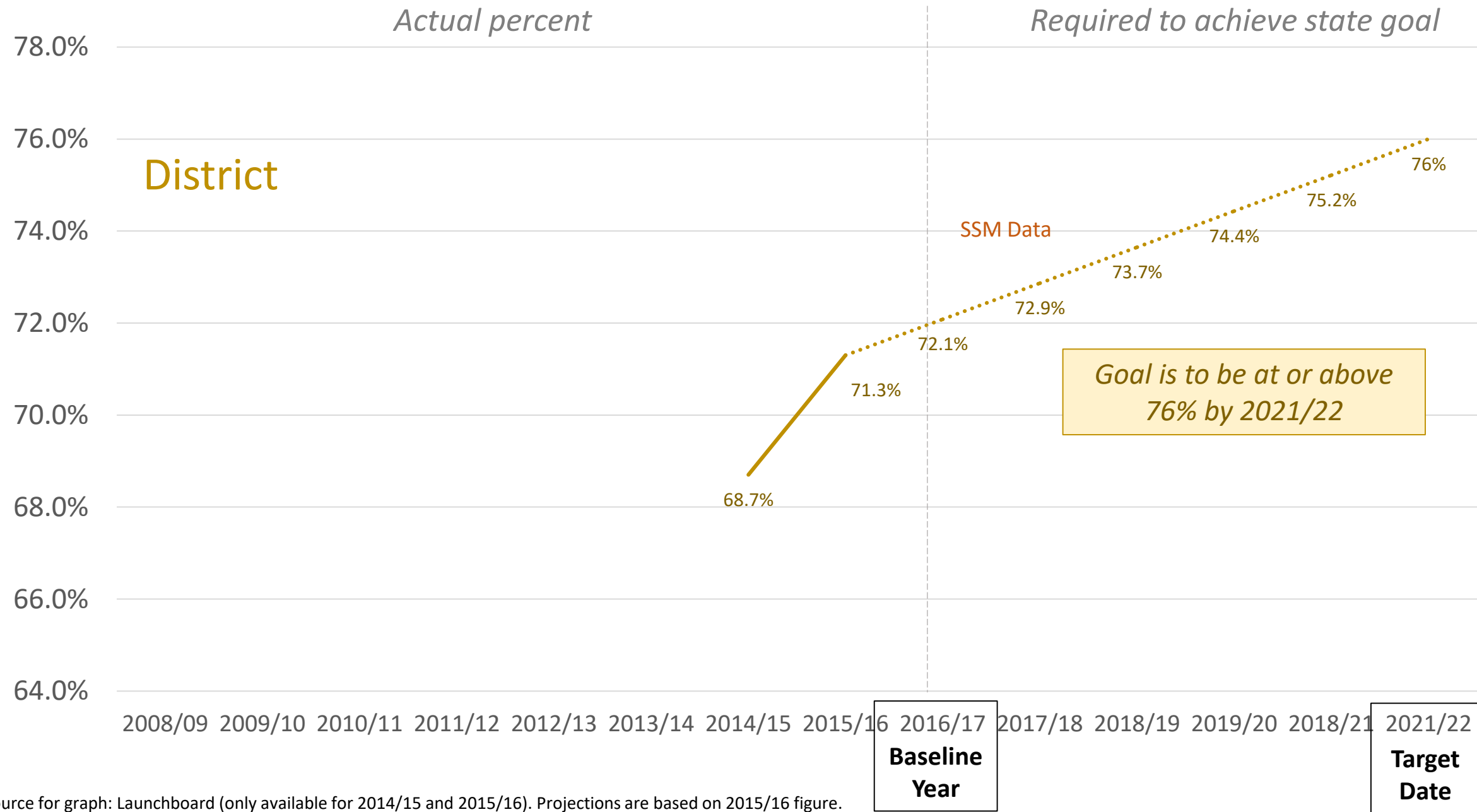
- 4c Percent of existing CTE students employed in their field of study

The goal language only identifies a target for this indicator

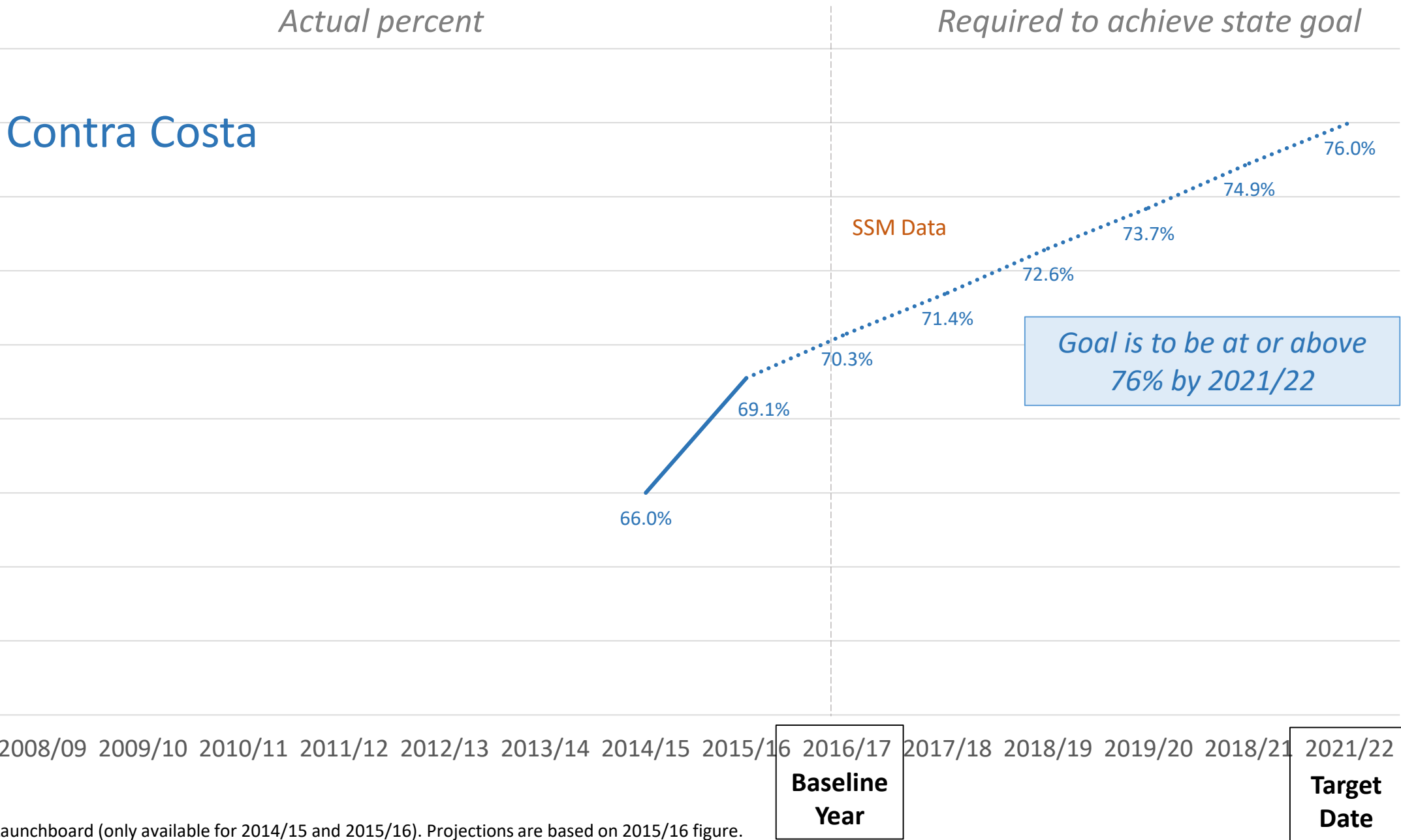


* This goal was upwardly revised by the state chancellor's office in September 2018 from 69% to 76%.

Vision Goal #4c: *Percent of existing CTE students employed in their field of study*

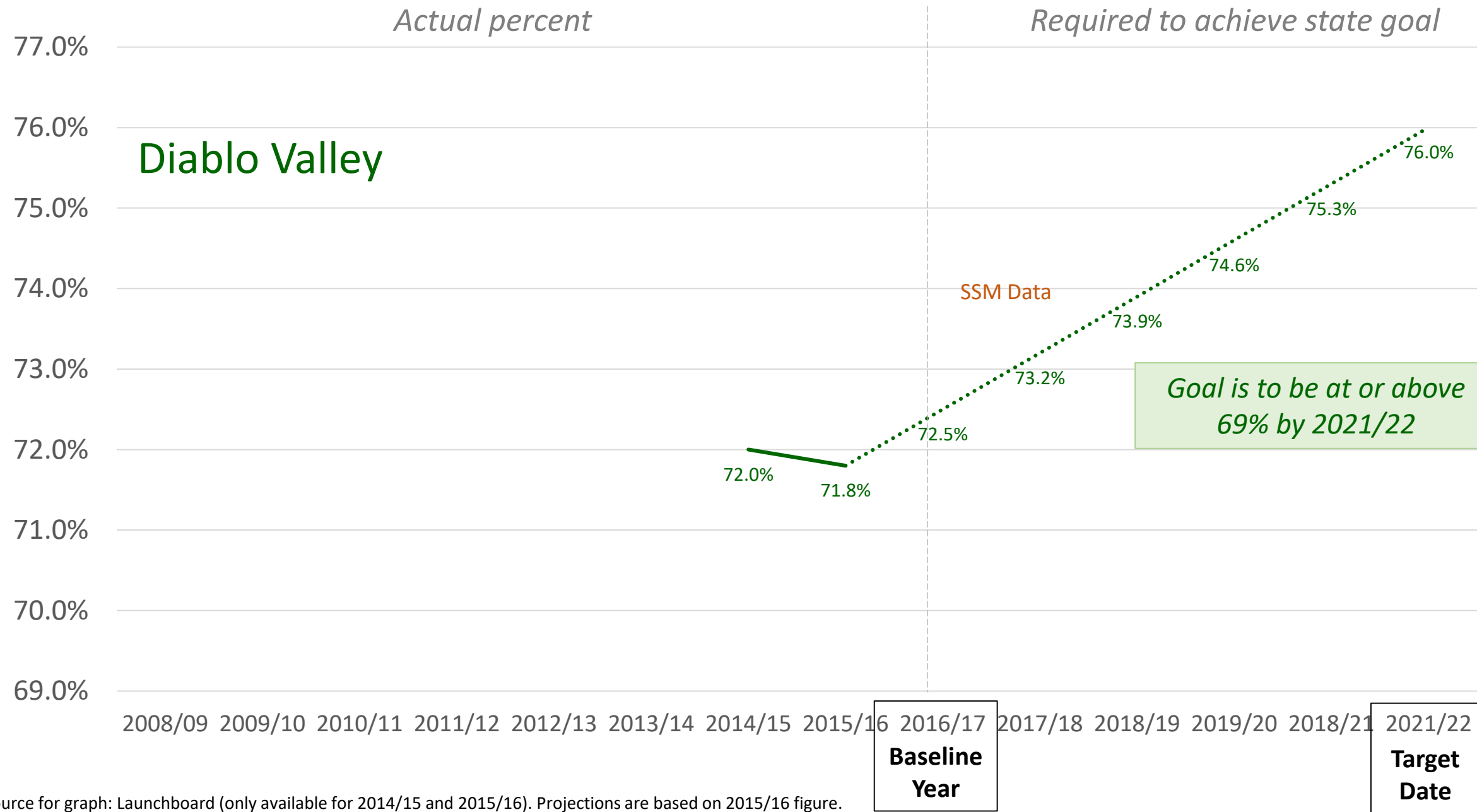


Vision Goal #4c: *Percent of existing CTE students employed in their field of study*

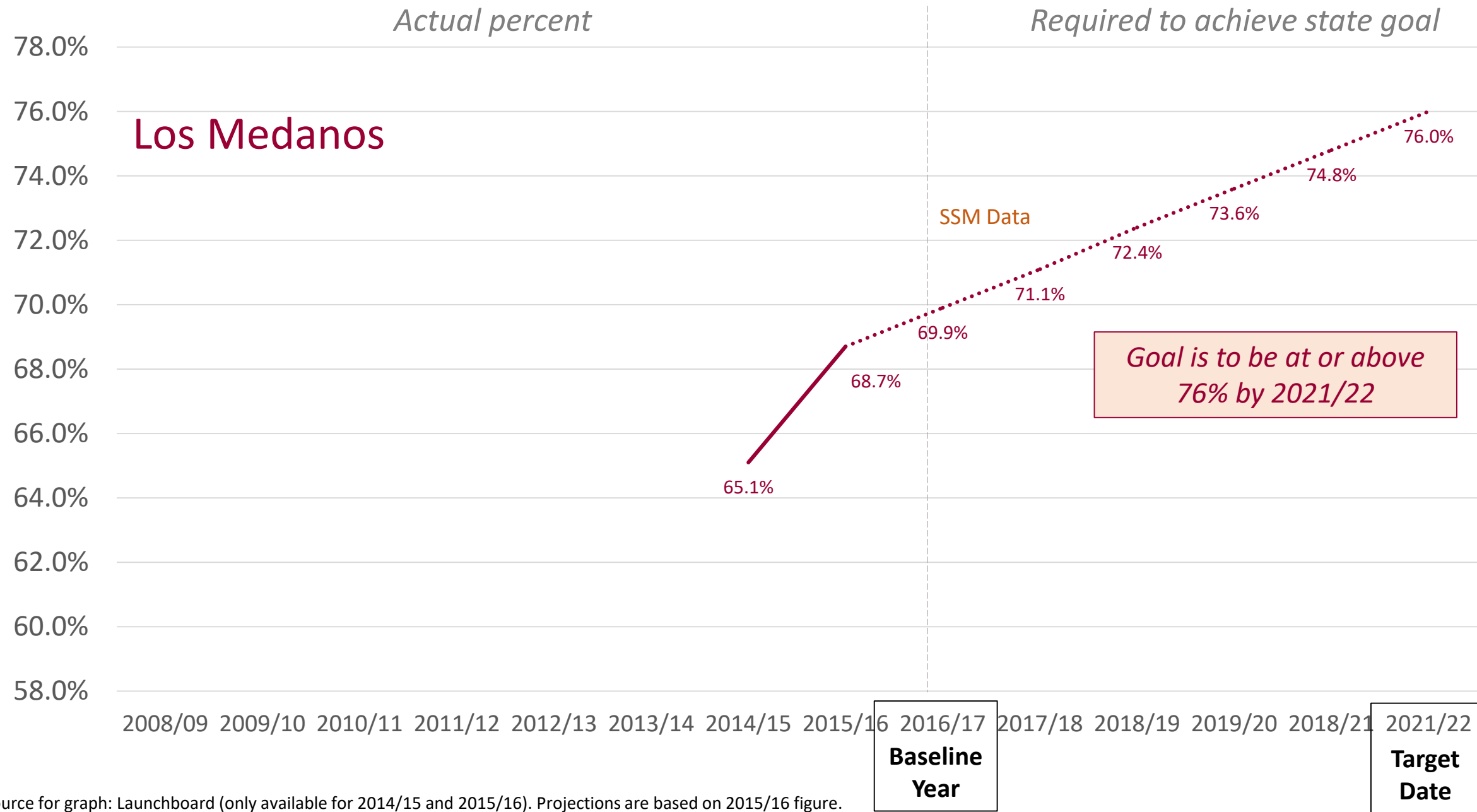


Data Source for graph: Launchboard (only available for 2014/15 and 2015/16). Projections are based on 2015/16 figure.

Vision Goal #4c: *Percent of existing CTE students employed in their field of study*



Vision Goal #4c: *Percent of existing CTE students employed in their field of study*



Vision for Success Goal #5

GOAL #5

Reduce equity gaps across all of the above measures through faster improvements among traditionally underrepresented student groups, with the goal of cutting achievement gaps by 40 percent within 5 years and fully closing those achievement gaps for good within 10 years.

Data to be released by the CO sometime in March

GOAL #5 EQUITY INDICATORS

- All of the previous indicators, disaggregated for those student groups identified as disproportionately impacted in your college's Equity Plan



PREVIOUS - State Local Goal Setting Template



California
Community
Colleges

Local Goal Setting

In the 2017 *Vision for Success*, the California Community College Chancellor's Office and Board of Governors established ambitious systemwide goals for improved student outcomes. Now local colleges have an opportunity to articulate how they will contribute to reaching the systemwide goals for improvement.



GOAL 1 Completion

Goal 1 was modified

Systemwide goal: Increase by at least 20 percent the number of CCC students annually who acquire associate degrees, credentials, certificates, or specific job-oriented skill sets.

Aligned college-level goal:
(Please fill in at least one of the following)

- [NAME OF COLLEGE] will increase the total number of completed associate degrees from [NUMBER] in 2016-17 to [NUMBER] in 2021-22, an increase of [NUMBER] percent.
- [NAME OF COLLEGE] will increase the number of completed CCCC-approved certificates from [NUMBER] in 2016-17 to [NUMBER] in 2021-22, an increase of [NUMBER] percent.



GOAL 2 Transfer

Systemwide goal: Increase by 35 percent the number of CCC students systemwide transferring annually to a UC or CSU.

Aligned college-level goal:
(Please fill in at least one of the following)

- [NAME OF COLLEGE] will increase the number of completed ADT degrees from [NUMBER] in 2016-17 to [NUMBER] in 2021-22, an increase of [NUMBER] percent.
- [NAME OF COLLEGE] will increase the number of transfers to UC/CSU from [NUMBER] in 2016-17 to [NUMBER] in 2021-22, an increase of [NUMBER] percent.



GOAL 3 Unit Accumulation

Systemwide goal: Decrease the average number of units accumulated by CCC students earning associate degrees, from approximately 87 total units to 79 total units—a decrease of 10 percent.

Aligned college-level goal:
(Please fill in the following)

- [NAME OF COLLEGE] will decrease the average units earned per completed associate degree from [NUMBER] in 2016-17 to [NUMBER] in 2021-22, a decrease of [NUMBER] percent.



GOAL 4 Workforce

Systemwide goal: Increase the percent of exiting students who report being employed in their field of study, from the most recent statewide average of 69 percent to 76 percent, an increase of 10 percent.

Aligned college-level goal:
(Please fill in at least one of the following)

- [NAME OF COLLEGE] will increase median annual earnings of exiting students from [NUMBER] dollars per year in 2016-17 to [NUMBER] dollars per year in 2021-22, an increase of [NUMBER] percent.
- [NAME OF COLLEGE] will increase the number of exiting students earning a living wage from [NUMBER] in 2016-17 to [NUMBER] in 2021-22, an increase of [NUMBER] percent.
- [NAME OF COLLEGE] will increase the percent of exiting CTE students who report being employed in their field of study from [NUMBER] percent in 2016-17 to [NUMBER] percent in 2021-22, an increase of [NUMBER] percent.



GOAL 5 Equity

Systemwide goal: Reduce equity gaps across all of the above measures through faster improvements among traditionally underrepresented student groups, with the goal of cutting achievement gaps by 40 percent within 5 years and fully closing those achievement gaps for good within 10 years.

Aligned college-level goal:
(Please complete the following)

Which groups of students at your college have been identified as disproportionately impacted according to the point gap methodology? (Check all that apply.)

- [PROVIDE CHECKLIST]

Identify which of your disproportionately impacted groups have data available in the Student Success Metrics. For each of these groups, please identify a completion goal that envisions a faster rate of improvement than for your college as a whole.

Goal for all students: [NAME OF COLLEGE] will increase the number of completed associate degrees from [NUMBER: SAME AS ABOVE] in 2016-17 to [NUMBER: SAME AS ABOVE] in 2021-22, an increase of [NUMBER: SAME AS ABOVE] percent.

In addition, among [DROPDOWN: LIST OF DISPROPORTIONATELY IMPACTED STUDENT GROUPS] students, the number of completed associate degrees will increase from [NUMBER] in 2016-17 to [NUMBER] in 2021-22, an increase of [NUMBER] percent.

CURRENT - State Local Goal Setting Template (NOVA)

Los Medanos College Local Vision Goals

Status: Draft

Share

Local Vision Goals Summary

Contacts

Not Complete

Certifying Contacts

Not Complete

Goal 1: Completion

Goal 1A: Increase All Students Who Earned an Associate Degree (including ADTs)

Los Medanos College will increase among all students, the number who earned an associate degree or associate degree for transfer in the selected or subsequent year from:

in 2016-17
445

Goal 1B: Increase All Students Who Earned a Chancellor's Office Approved Certificate

Los Medanos College will increase among all students, the number who earned a Chancellor's Office approved certificate in the selected or subsequent year from:

in 2016-17
305

Goal 1C: Increase All Students Who Attained the Vision Goal Completion Definition

Los Medanos College will increase among all students, the number of students who earned various types of awards and the number of students who enrolled in either a noncredit career education course or any college level credit course in the selected or subsequent year from:

in 2016-17
533

Goal 2: Transfer

Goal 2A: Increase All Students Who Earned an Associate Degree for Transfer

Los Medanos College will increase among all students, the number who earned an associate degree for transfer in the selected or subsequent year from:

in 2016-17
89

Goal 2B: Increase All Students Who Transferred to a CSU or UC Institution

Los Medanos College will increase among all students, the number who transferred to a four-year institution from:

in 2016-17
408

Goal 3: Unit Accumulation

Goal 3A: Decrease Average Number of Units Accumulated by All Associate Degree Earners

Los Medanos College will decrease among all students who earned an associate degree in the selected year, the average number of units earned in the California community college system among students who had taken at least 60 units at the college from:

in 2016-17
97.62

Goal 4: Workforce

Goal 4A: Increase Median Annual Earnings of All Students

Los Medanos College will increase among all students who did not transfer to a four-year institution, sum of median earnings for the four quarters immediately following academic year of exit from:

\$ per year in 2016-17
Not Entered

Goal 4B: Increase All Students Who Attained the Living Wage

Los Medanos College will increase among all students who exited college and did not transfer to four-year institution, the proportion who attained the regional living wage for a single adult measured immediately following academic year of exit from:

% in 2016-17
Not Entered

Goal 4C: Increase All Students with a Job Closely Related to Their Field of Study

Los Medanos College will increase among all students who responded to the CTE Outcomes Survey and did not transfer, the proportion who reported that they are working in a job very closely or closely related to their field of study from:

% in 2016-17
Not Entered

Goal 5: Equity

Additional answers to previous questions are required before you may fill out this section.

Additional Metrics

No additional metrics have been added.

Certification

Not Complete



2019 © California Community Colleges

Goal #1 as displayed in the NOVA platform

NOVA
PLAN. INVEST. TRACK.

- Gregory Stoup
- Notifications
- Bookmarks
- Programs
 - AEBG
 - Guided Pathways
 - Integrated Plan
 - K12 SWP
 - Local Vision Goals
 - Goal Setting
 - Analytics
 - SWP - Local
 - SWP - Regional
- Institutions
- Help

Los Medanos College
Local Vision Goals

Status: Draft
Next

Workflow

- Contacts Completed
- Goal 1: Completion Completed
- Goal 2: Transfer Completed
- Goal 3: Unit Accumulation Incomplete
- Goal 4: Workforce Incomplete
- Goal 5: Equity Completed
- Additional Metrics Completed
- Preview

Baseline values come from the [Student Success Metrics dashboard](#), where you can view the data.

Enter count figure here

Goal 1A: Increase All Students Who Earned an Associate Degree (including ADTs)
Los Medanos College will increase among all students, the number who earned an associate degree or associate degree or transfer in the selected or subsequent year from:

# in 2016-17	Expected # in 2021-22	% Increase
1,045		+20% 0%

or

Goal 1B: Increase All Students Who Earned a Chancellor's Office Approved Certificate
Los Medanos College will increase among all students, the number who earned a Chancellor's Office approved certificate in the selected or subsequent year from:

# in 2016-17	Expected # in 2021-22	% Increase
616	748	+20% 21%

Ignore Goal 1.C

Should calculate to 20%

Goal 1C: Increase All Students Who Attained the Vision Goal Completion Definition
Los Medanos College will increase among all students, the number of students who earned various types of awards and the number of students who enrolled in either a noncredit career education course or any college level credit course in the selected or subsequent year from:

# in 2016-17	Expected # in 2021-22	% Increase
1,014		0%

Goal #2 as displayed in the NOVA platform

- Gregory Stoup
- Notifications
- Bookmarks
- Programs
 - AEBG
 - Guided Pathways
 - Integrated Plan
 - K12 SWP
- Local Vision Goals
 - Goal Setting
 - Analytics
 - SWP - Local
 - SWP - Regional
- Institutions
- Help

Los Medanos College
Local Vision Goals

Status: Draft

Workflow

- Contacts Completed
- Goal 1: Completion Completed
- Goal 2: Transfer Completed
- Goal 3: Unit Accumulation Incomplete
- Goal 4: Workforce Incomplete
- Goal 5: Equity Completed
- Additional Metrics Completed
- Preview

Goal 2: Transfer

Systemwide Goal
Increase by at least 35% the number of CCC students system-wide transferring annually to a UC or CSU

Aligned College-Level Goal
Please complete at least one of the following goals.
Baseline values come from the [Student Success Metrics dashboard](#), where available.

Goal 2A: Increase All Students Who Earned an Associate Degree for Transfer
Los Medanos College will increase among all students, the number who earned an associate degree for transfer in selected or subsequent year from:

# in 2016-17	Expected # in 2021-22	% Increase
310	<input type="text" value="590"/>	+35% 90%

or

Goal 2B: Increase All Students Who Transferred to a CSU or UC Institution
Los Medanos College will increase among all students, the number who transferred to a four-year institution from:


# in 2016-17	Expected # in 2021-22	% Increase
556	<input type="text" value="750"/>	+35% 0%

Enter count figure here

or

Should show 35%

Goal #3 as displayed in the NOVA platform



Los Medanos College
Local Vision Goals

Status: Draft

Next

Gregory Stoup

Notifications

Bookmarks

Programs

AEBG

Guided Pathways

Integrated Plan

K12 SWP

Local Vision Goals

Goal Setting

Analytics

SWP - Local

SWP - Regional

Institutions

Help

Workflow

- Contacts Completed
- Goal 1: Completion Completed
- Goal 2: Transfer Completed
- Goal 3: Unit Accumulation **Incomplete**
- Goal 4: Workforce **Incomplete**
- Goal 5: Equity Completed
- Additional Metrics Completed
- Preview

Goal 3: Unit Accumulation

Systemwide Goal
Decrease the average number of units accumulated by CCC students earning associate degrees, from approximately 87 total units to 79 total units, a decrease of 9%.

Aligned College-Level Goal
Please complete the following goal.
Baseline values come from the [Student Success Metrics dashboard](#), where available.

Goal 3A: Decrease Average Number of Units Accumulated by All Los Medanos College Earners
Los Medanos College will decrease among all students who earned an associate degree in the selected year, the average number of units earned in the California community college system among students who had taken at least 60 units at the college from:

# in 2016-17	Expected # in 2021-22	% Decrease
87.67	79.0	0%

Goal #4 as displayed in the NOVA platform

NOVA

PLAN. INVEST. TRACK.

Gregory Stoup

Notifications

Bookmarks

Programs

AEBG

Guided Pathways

Integrated Plan

K12 SWP

Local Vision Goals

Goal Setting

Analytics

SWP - Local

SWP - Regional

Institutions

Help

Los Medanos College

Local Vision Goals

Status: D

Workflow

Contacts

Completed

Goal 1:

Completion

Completed

Goal 2: Transfer

Completed

Goal 3: Unit

Accumulation

Incomplete

Goal 4:

Workforce

Incomplete

Goal 5: Equity

Completed

Additional

Metrics

Completed

Preview

Aligned College-Level Goal

Please complete at least one of the following goals.

Baseline values come from the [Student Success Metrics dashboard](#), where available.

Goal 4A: Increase Median Annual Earnings of All Students

Los Medanos College will increase among all students who did not transfer to a four-year institution, sum of median earnings for the four quarters immediately following academic year of exit from:

\$ per year in 2016-17	Expected \$ per year in 2021-22	% Increase
		0%

Goal 4B: Increase All Students Who Attained the Living Wage

Los Medanos College will increase among all students who did not transfer to four-year institution, the proportion who attained the regional living wage for a single adult measured immediately following academic year of exit from:

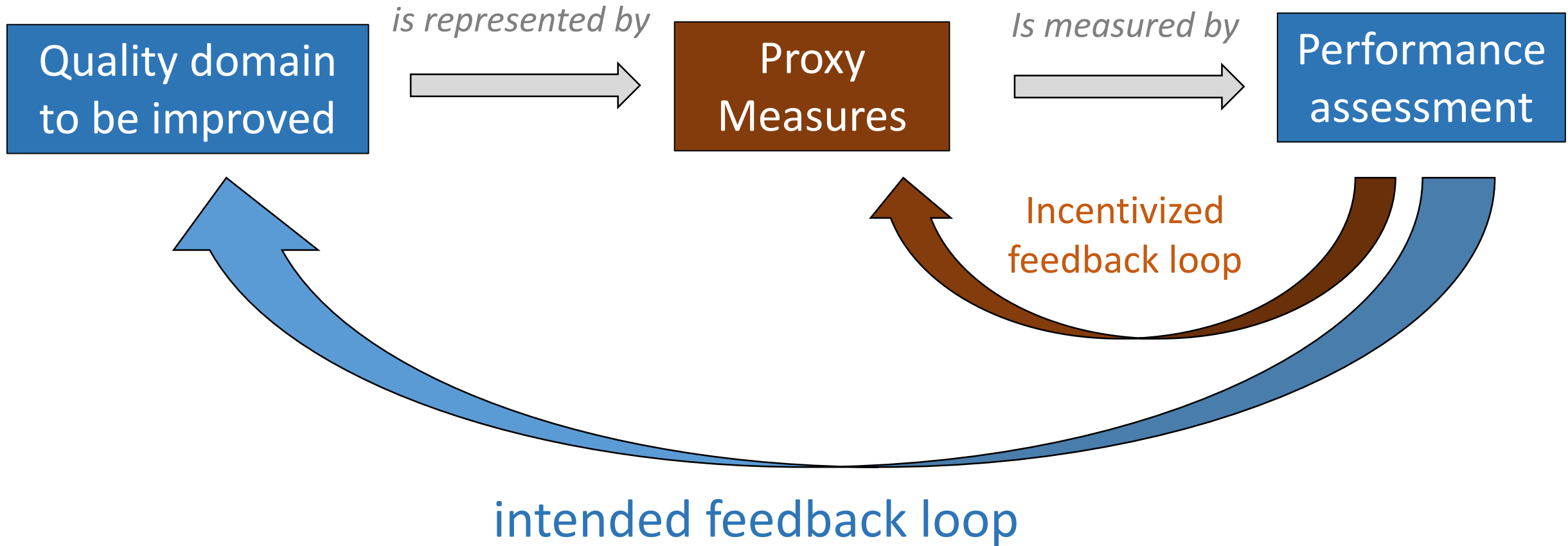
% in 2016-17	Expected % in 2021-22	% Increase
		0%

Goal 4C: Increase All Students with a Job Closely Related to Their Field of Study

Los Medanos College will increase among all students who responded to the Off-Campus Survey and did not transfer the proportion who reported that they are working in a job very closely or closely related to their field of study from:

% in 2016-17	Expected % in 2021-22	% Increase
66%	76%	0%

A brief word on the Proxy Problem



Questions

Q & A

Thank you