

Survey of Entering Student Engagement - Los Medanos College (2022 Administration)

2023 Benchmark Scores Report - Main Survey

Comparison Group: Large Colleges in the 2023 Cohort*

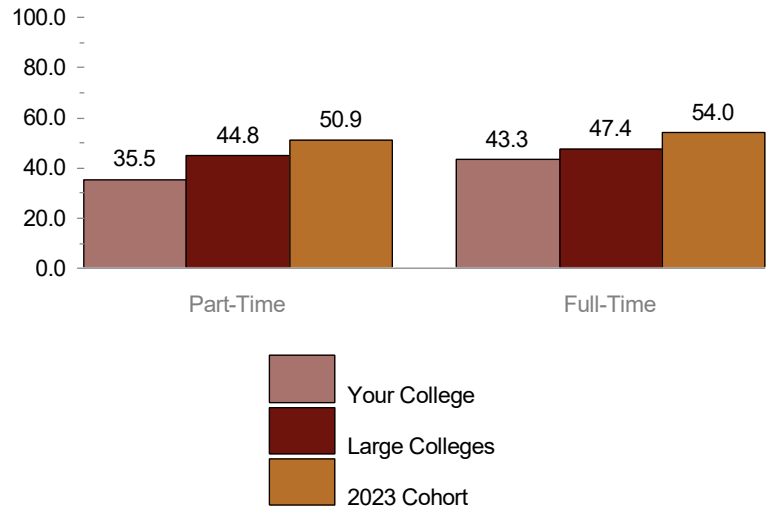
Entering Students Only - Breakout by Enrollment Status

[Unweighted]

		Your College	Large Colleges		2023 Cohort	
Benchmark	Breakout Group	Score	Score	Difference	Score	Difference
Early Connections	Part-time	35.5	44.8	-9.3	50.9	-15.4
	Full-time	43.3	47.4	-4.1	54.0	-10.7
High Expectations and Aspirations	Part-time	35.8	48.3	-12.6	49.7	-13.9
	Full-time	41.3	48.7	-7.4	50.2	-8.9
Clear Academic Plan and Pathway	Part-time	26.5	46.3	-19.8	50.9	-24.4
	Full-time	41.0	47.4	-6.4	52.8	-11.8
Effective Track to College Readiness	Part-time	36.3	47.1	-10.9	48.4	-12.1
	Full-time	41.8	48.3	-6.5	50.3	-8.5
Engaged Learning	Part-time	52.6	46.6	6.0	47.7	5.0
	Full-time	62.0	51.9	10.1	53.5	8.6
Academic and Social Support Network	Part-time	46.4	47.6	-1.3	48.0	-1.6
	Full-time	53.7	50.1	3.6	52.0	1.7

* The comparison group and cohort columns on this page INCLUDE your college.

Survey of Entering Student Engagement
Los Medanos College (2022 Administration)
2023 Benchmark Bar Chart - Main Survey
 Comparison Group: Large Colleges in the 2023 Cohort*
 Entering Students Only - Breakout by Enrollment Status
 [Unweighted]
 Early Connections (EARLYCON)



* The comparison group and cohort bars on this page INCLUDE your college.

Survey of Entering Student Engagement - Los Medanos College (2022 Administration)

2023 Benchmark Means Report - Main Survey

Comparison Group: Large Colleges in the 2023 Cohort*

Entering Students Only - Breakout by Enrollment Status

[Unweighted]

Early Connections (EARLYCON)

			Your College	Large Colleges		2023 Cohort	
Item	Variable	Breakout Group	Mean	Mean	Effect Size**	Mean	Effect Size**
Item 18: Think about your experiences from the time of your decision to attend this college through the end of the first three weeks of your first semester/quarter.							
1 = Strongly disagree, 2 = Disagree, 3 = Neutral, 4 = Agree, 5 = Strongly agree							
18a. The very first time I came to this college I felt welcome [EARLYCON]	WELCOME	Part-time	3.87	4.11		4.13	
		Full-time	4.16	4.13		4.19	
18i. The college provided me with adequate information about financial assistance (scholarships, grants, loans, etc.) [EARLYCON]	FAINFO	Part-time	3.33	3.60		3.61	
		Full-time	3.58	3.62		3.71	
18j. A college staff member helped me determine whether I qualified for financial assistance [EARLYCON]	QUALFA	Part-time	2.67	3.07		3.18	
		Full-time	2.80	3.08		3.23	-0.35**
18p. At least one college staff member (other than an instructor) learned my name [EARLYCON]	CSTAFNAM	Part-time	3.27	3.33		3.39	
		Full-time	3.35	3.33		3.45	
One or more items in this benchmark are not suited to means calculations. Please see the Frequency Distribution that follows for these items.							

* The comparison group and cohort columns on this page EXCLUDE your college.

** T-test: 2-tailed

If a row contains less than 50 respondents, interpret the comparison results cautiously.

Survey of Entering Student Engagement - Los Medanos College (2022 Administration)
2023 Benchmark Frequency Distributions - Main Survey

Comparison Group: Large Colleges in the 2023 Cohort*

Entering Students Only - Breakout by Enrollment Status: Part-Time Students

[Unweighted]

Early Connections (EARLYCON)

			Your College		Large Colleges		2023 Cohort	
Item	Variable	Responses	Count	Percent	Count	Percent	Count	Percent
Item 18: Think about your experiences from the time of your decision to attend this college through the end of the first three weeks of your first semester/quarter.								
18a. The very first time I came to this college I felt welcome [EARLYCON]	WELCOME	Strongly disagree	0	N/A	10	0.4	84	0.8
		Disagree	0	N/A	22	0.9	107	1.0
		Neutral	22	41.5	496	20.9	2,106	20.1
		Agree	16	30.2	1,001	42.3	4,258	40.7
		Strongly agree	15	28.3	839	35.4	3,910	37.4
		Total	53	100.0	2,368	100.0	10,465	100.0
18i. The college provided me with adequate information about financial assistance (scholarships, grants, loans, etc.) [EARLYCON]	FAINFO	Strongly disagree	2	3.9	114	4.8	492	4.7
		Disagree	9	17.6	284	12.1	1,210	11.7
		Neutral	18	35.3	590	25.1	2,683	25.8
		Agree	14	27.5	810	34.4	3,459	33.3
		Strongly agree	8	15.7	555	23.6	2,538	24.4
		Total	51	100.0	2,353	100.0	10,382	100.0
18j. A college staff member helped me determine whether I qualified for financial assistance [EARLYCON]	QUALFA	Strongly disagree	6	11.8	214	9.1	902	8.7
		Disagree	16	31.4	633	27.1	2,444	23.6
		Neutral	20	39.2	656	28.0	2,818	27.2
		Agree	7	13.7	453	19.4	2,276	22.0
		Strongly agree	2	3.9	384	16.4	1,909	18.4
		Total	51	100.0	2,340	100.0	10,349	100.0
18p. At least one college staff member (other than an instructor) learned my name [EARLYCON]	CSTAFNAM	Strongly disagree	7	13.7	246	10.5	980	9.5
		Disagree	10	19.6	460	19.6	1,919	18.5
		Neutral	10	19.6	507	21.6	2,220	21.4
		Agree	10	19.6	550	23.4	2,586	25.0
		Strongly agree	14	27.5	585	24.9	2,646	25.6
		Total	51	100.0	2,348	100.0	10,351	100.0
Item 23								
23. Was a specific person assigned to you so you could see him/her each time you needed information or assistance? [EARLYCON]	ASNPERS	Yes	8	15.4	831	36.5	4,133	41.1
		No	44	84.6	1,444	63.5	5,930	58.9
		Total	52	100.0	2,275	100.0	10,063	100.0

* The comparison group and cohort columns on this page EXCLUDE your college.
Please see Table 1 for unweighted sample and population values of demographic items.

Survey of Entering Student Engagement - Los Medanos College (2022 Administration)
2023 Benchmark Frequency Distributions - Main Survey

Comparison Group: Large Colleges in the 2023 Cohort*

Entering Students Only - Breakout by Enrollment Status: Full-Time Students

[Unweighted]

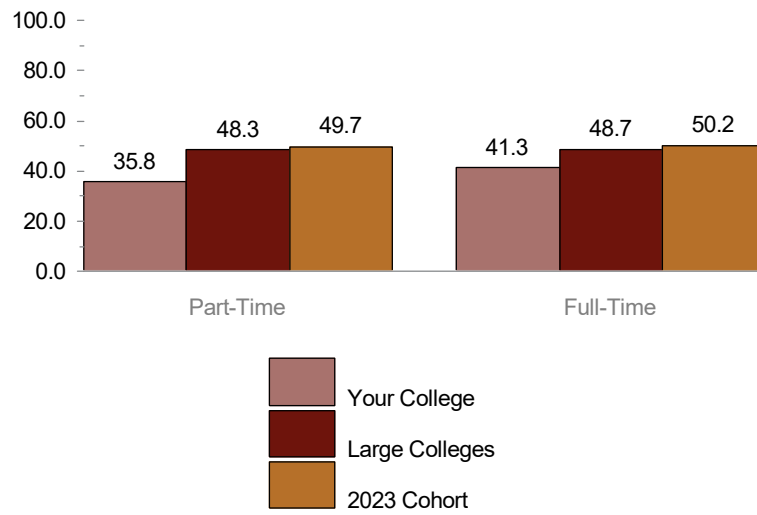
Early Connections (EARLYCON)

			Your College		Large Colleges		2023 Cohort	
Item	Variable	Responses	Count	Percent	Count	Percent	Count	Percent
Item 18: Think about your experiences from the time of your decision to attend this college through the end of the first three weeks of your first semester/quarter.								
18a. The very first time I came to this college I felt welcome [EARLYCON]	WELCOME	Strongly disagree	0	N/A	22	0.3	117	0.4
		Disagree	1	0.6	88	1.4	261	1.0
		Neutral	31	18.7	1,179	18.1	4,515	16.8
		Agree	75	45.2	2,919	44.9	11,499	42.9
		Strongly agree	59	35.5	2,290	35.2	10,415	38.9
		Total	166	100.0	6,498	100.0	26,807	100.0
18i. The college provided me with adequate information about financial assistance (scholarships, grants, loans, etc.) [EARLYCON]	FAINFO	Strongly disagree	6	3.7	281	4.3	978	3.7
		Disagree	17	10.4	732	11.3	2,735	10.3
		Neutral	46	28.0	1,650	25.5	6,372	23.9
		Agree	66	40.2	2,288	35.3	9,591	36.0
		Strongly agree	29	17.7	1,523	23.5	6,979	26.2
		Total	164	100.0	6,474	100.0	26,655	100.0
18j. A college staff member helped me determine whether I qualified for financial assistance [EARLYCON]	QUALFA	Strongly disagree	19	11.7	607	9.4	2,110	7.9
		Disagree	60	36.8	1,679	26.1	6,069	22.8
		Neutral	33	20.2	1,764	27.4	7,009	26.4
		Agree	36	22.1	1,361	21.1	6,260	23.6
		Strongly agree	15	9.2	1,034	16.0	5,132	19.3
		Total	163	100.0	6,445	100.0	26,580	100.0
18p. At least one college staff member (other than an instructor) learned my name [EARLYCON]	CSTAFNAM	Strongly disagree	15	9.1	732	11.3	2,650	10.0
		Disagree	39	23.8	1,366	21.1	5,017	18.9
		Neutral	24	14.6	1,104	17.1	4,569	17.2
		Agree	45	27.4	1,534	23.7	6,562	24.7
		Strongly agree	41	25.0	1,726	26.7	7,802	29.3
		Total	164	100.0	6,462	100.0	26,600	100.0
Item 23								
23. Was a specific person assigned to you so you could see him/her each time you needed information or assistance? [EARLYCON]	ASNPERS	Yes	46	28.8	2,456	39.3	11,318	43.7
		No	114	71.3	3,796	60.7	14,604	56.3
		Total	160	100.0	6,252	100.0	25,922	100.0

* The comparison group and cohort columns on this page EXCLUDE your college.

Please see Table 1 for unweighted sample and population values of demographic items.

Survey of Entering Student Engagement
Los Medanos College (2022 Administration)
2023 Benchmark Bar Chart - Main Survey
 Comparison Group: Large Colleges in the 2023 Cohort*
 Entering Students Only - Breakout by Enrollment Status
 [Unweighted]
 High Expectations and Aspirations (HIEXPACT)



* The comparison group and cohort bars on this page INCLUDE your college.

Survey of Entering Student Engagement - Los Medanos College (2022 Administration)

2023 Benchmark Means Report - Main Survey

Comparison Group: Large Colleges in the 2023 Cohort*

Entering Students Only - Breakout by Enrollment Status

[Unweighted]

High Expectations and Aspirations (HIEEXPECT)

			Your College	Large Colleges		2023 Cohort	
Item	Variable	Breakout Group	Mean	Mean	Effect Size**	Mean	Effect Size**
Item 18: Think about your experiences from the time of your decision to attend this college through the end of the first three weeks of your first semester/quarter.							
1 = Strongly disagree, 2 = Disagree, 3 = Neutral, 4 = Agree, 5 = Strongly agree							
18b. The instructors at this college want me to succeed [HIEEXPECT]	WNTSCCD	Part-time	4.28	4.32		4.35	
		Full-time	4.34	4.31		4.36	
18t. I have the motivation to do what it takes to succeed in college [HIEEXPECT]	ITTAKES	Part-time	3.92	4.20		4.23	
		Full-time	4.24	4.25		4.28	
18u. I am prepared academically to succeed in college [HIEEXPECT]	ACPRPRD	Part-time	3.94	4.19		4.19	
		Full-time	4.12	4.22		4.26	
Item 19: During the first three weeks of your first semester/quarter at this college, about how often did you do the following?							
1 = Never, 2 = Once, 3 = Two or three times, 4 = Four or more times							
19c. Turn in an assignment late [HIEEXPECT]	LATETURN	Part-time	2.34	1.73	0.71**	1.75	0.68**
		Full-time	2.14	1.73	0.46**	1.77	0.43**
19d. Not turn in an assignment [HIEEXPECT]	NOTTURN	Part-time	1.82	1.50		1.50	
		Full-time	1.73	1.51	0.28**	1.50	0.30**
19f. Come to class without completing readings or assignments [HIEEXPECT]	NOTCOMPL	Part-time	1.86	1.59		1.57	
		Full-time	1.92	1.65	0.31**	1.63	0.35**
19s. Skip class [HIEEXPECT]	SKIPCL	Part-time	1.51	1.28		1.27	
		Full-time	1.32	1.32		1.29	

* The comparison group and cohort columns on this page EXCLUDE your college.

** T-test: 2-tailed

If a row contains less than 50 respondents, interpret the comparison results cautiously.

Survey of Entering Student Engagement - Los Medanos College (2022 Administration)
2023 Benchmark Frequency Distributions - Main Survey

Comparison Group: Large Colleges in the 2023 Cohort*

Entering Students Only - Breakout by Enrollment Status: Part-Time Students

[Unweighted]

High Expectations and Aspirations (HIEXPACT)

			Your College		Large Colleges		2023 Cohort	
Item	Variable	Responses	Count	Percent	Count	Percent	Count	Percent
Item 18: Think about your experiences from the time of your decision to attend this college through the end of the first three weeks of your first semester/quarter.								
18b. The instructors at this college want me to succeed [HIEXPACT]	WNTSCCD	Strongly disagree	0	N/A	4	0.2	42	0.4
		Disagree	1	1.9	17	0.7	67	0.6
		Neutral	7	13.2	263	11.1	1,100	10.5
		Agree	21	39.6	1,003	42.5	4,256	40.8
		Strongly agree	24	45.3	1,072	45.4	4,976	47.7
		Total	53	100.0	2,359	100.0	10,441	100.0
18t. I have the motivation to do what it takes to succeed in college [HIEXPACT]	ITTAKES	Strongly disagree	0	N/A	32	1.4	101	1.0
		Disagree	4	7.8	70	3.0	266	2.6
		Neutral	13	25.5	326	13.9	1,478	14.2
		Agree	17	33.3	885	37.6	3,904	37.5
		Strongly agree	17	33.3	1,040	44.2	4,654	44.7
		Total	51	100.0	2,353	100.0	10,403	100.0
18u. I am prepared academically to succeed in college [HIEXPACT]	ACPRPRD	Strongly disagree	1	1.9	22	0.9	80	0.8
		Disagree	5	9.6	59	2.5	218	2.1
		Neutral	8	15.4	347	14.7	1,695	16.2
		Agree	20	38.5	944	40.1	4,063	38.9
		Strongly agree	18	34.6	982	41.7	4,379	42.0
		Total	52	100.0	2,354	100.0	10,435	100.0
Item 19: During the first three weeks of your first semester/quarter at this college, about how often did you do the following?								
19c. Turn in an assignment late [HIEXPACT]	LATETURN	Never	14	28.0	1,210	50.9	5,195	49.5
		Once	12	24.0	697	29.3	3,130	29.8
		Two or three times	17	34.0	380	16.0	1,745	16.6
		Four or more times	7	14.0	90	3.8	417	4.0
		Total	50	100.0	2,377	100.0	10,487	100.0
19d. Not turn in an assignment [HIEXPACT]	NOTTURN	Never	28	57.1	1,565	66.7	6,871	66.1
		Once	7	14.3	467	19.9	2,196	21.1
		Two or three times	9	18.4	239	10.2	1,012	9.7
		Four or more times	5	10.2	76	3.2	316	3.0
		Total	49	100.0	2,347	100.0	10,395	100.0
19f. Come to class without completing readings or assignments [HIEXPACT]	NOTCOMPL	Never	23	46.0	1,443	60.9	6,413	61.1
		Once	13	26.0	548	23.1	2,523	24.1
		Two or three times	12	24.0	280	11.8	1,175	11.2
		Four or more times	2	4.0	97	4.1	378	3.6
		Total	50	100.0	2,368	100.0	10,489	100.0

* The comparison group and cohort columns on this page EXCLUDE your college.

Please see Table 1 for unweighted sample and population values of demographic items.

Survey of Entering Student Engagement - Los Medanos College (2022 Administration)
2023 Benchmark Frequency Distributions - Main Survey

Comparison Group: Large Colleges in the 2023 Cohort*

Entering Students Only - Breakout by Enrollment Status: Part-Time Students

[Unweighted]

High Expectations and Aspirations (HIEEXPECT)

			Your College		Large Colleges		2023 Cohort	
Item	Variable	Responses	Count	Percent	Count	Percent	Count	Percent
Item 19: During the first three weeks of your first semester/quarter at this college, about how often did you do the following?								
19s. Skip class [HIEEXPECT]	SKIPCL	Never	34	66.7	1,893	79.7	8,482	80.9
		Once	10	19.6	320	13.5	1,302	12.4
		Two or three times	5	9.8	131	5.5	581	5.5
		Four or more times	2	3.9	30	1.3	126	1.2
		Total	51	100.0	2,374	100.0	10,491	100.0

* The comparison group and cohort columns on this page EXCLUDE your college.
Please see Table 1 for unweighted sample and population values of demographic items.

Survey of Entering Student Engagement - Los Medanos College (2022 Administration)
2023 Benchmark Frequency Distributions - Main Survey

Comparison Group: Large Colleges in the 2023 Cohort*

Entering Students Only - Breakout by Enrollment Status: Full-Time Students

[Unweighted]

High Expectations and Aspirations (HIEXPCT)

			Your College		Large Colleges		2023 Cohort	
Item	Variable	Responses	Count	Percent	Count	Percent	Count	Percent
Item 18: Think about your experiences from the time of your decision to attend this college through the end of the first three weeks of your first semester/quarter.								
18b. The instructors at this college want me to succeed [HIEXPCT]	WNTSCCD	Strongly disagree	0	N/A	18	0.3	84	0.3
		Disagree	1	0.6	50	0.8	172	0.6
		Neutral	9	5.4	719	11.1	2,471	9.2
		Agree	89	53.6	2,825	43.5	11,286	42.2
		Strongly agree	67	40.4	2,875	44.3	12,733	47.6
		Total	166	100.0	6,487	100.0	26,746	100.0
18t. I have the motivation to do what it takes to succeed in college [HIEXPCT]	ITTAKES	Strongly disagree	0	N/A	60	0.9	229	0.9
		Disagree	3	1.8	141	2.2	576	2.2
		Neutral	25	15.2	893	13.8	3,360	12.6
		Agree	66	40.0	2,431	37.6	9,769	36.6
		Strongly agree	71	43.0	2,947	45.5	12,762	47.8
		Total	165	100.0	6,472	100.0	26,696	100.0
18u. I am prepared academically to succeed in college [HIEXPCT]	ACPRPRD	Strongly disagree	1	0.6	38	0.6	151	0.6
		Disagree	3	1.8	138	2.1	483	1.8
		Neutral	32	19.4	964	14.9	3,636	13.6
		Agree	69	41.8	2,564	39.6	10,372	38.8
		Strongly agree	60	36.4	2,778	42.9	12,118	45.3
		Total	165	100.0	6,482	100.0	26,760	100.0
Item 19: During the first three weeks of your first semester/quarter at this college, about how often did you do the following?								
19c. Turn in an assignment late [HIEXPCT]	LATETURN	Never	55	32.9	3,278	50.3	12,962	48.2
		Once	54	32.3	1,950	29.9	8,247	30.7
		Two or three times	38	22.8	1,037	15.9	4,623	17.2
		Four or more times	20	12.0	256	3.9	1,035	3.9
		Total	167	100.0	6,521	100.0	26,867	100.0
19d. Not turn in an assignment [HIEXPCT]	NOTTURN	Never	96	59.3	4,197	65.1	17,404	65.4
		Once	28	17.3	1,410	21.9	5,860	22.0
		Two or three times	23	14.2	638	9.9	2,596	9.8
		Four or more times	15	9.3	202	3.1	763	2.9
		Total	162	100.0	6,447	100.0	26,623	100.0
19f. Come to class without completing readings or assignments [HIEXPCT]	NOTCOMPL	Never	66	39.8	3,640	55.9	15,387	57.3
		Once	57	34.3	1,756	26.9	7,107	26.5
		Two or three times	33	19.9	850	13.0	3,380	12.6
		Four or more times	10	6.0	270	4.1	993	3.7
		Total	166	100.0	6,516	100.0	26,867	100.0

* The comparison group and cohort columns on this page EXCLUDE your college.
Please see Table 1 for unweighted sample and population values of demographic items.

Survey of Entering Student Engagement - Los Medanos College (2022 Administration)
2023 Benchmark Frequency Distributions - Main Survey

Comparison Group: Large Colleges in the 2023 Cohort*

Entering Students Only - Breakout by Enrollment Status: Full-Time Students

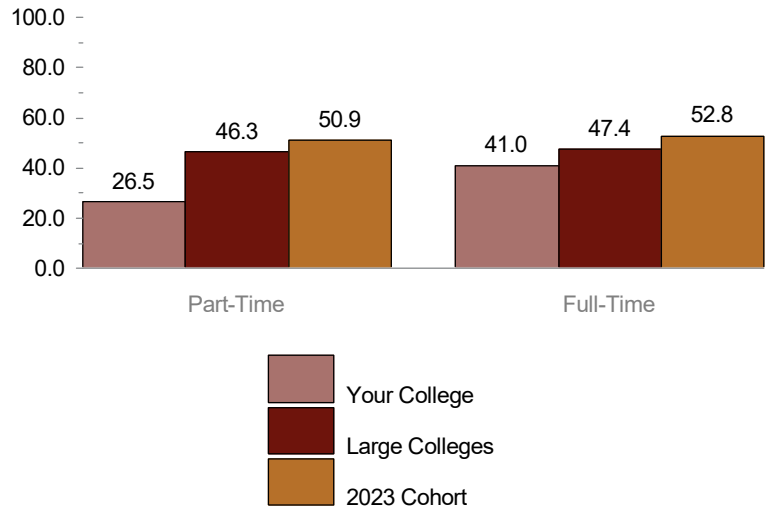
[Unweighted]

High Expectations and Aspirations (HIEEXPECT)

			Your College		Large Colleges		2023 Cohort	
Item	Variable	Responses	Count	Percent	Count	Percent	Count	Percent
Item 19: During the first three weeks of your first semester/quarter at this college, about how often did you do the following?								
19s. Skip class [HIEEXPECT]	SKIPCL	Never	135	80.8	5,079	78.1	21,429	79.6
		Once	13	7.8	892	13.7	3,586	13.3
		Two or three times	16	9.6	429	6.6	1,538	5.7
		Four or more times	3	1.8	102	1.6	360	1.3
		Total	167	100.0	6,502	100.0	26,913	100.0

* The comparison group and cohort columns on this page EXCLUDE your college.
Please see Table 1 for unweighted sample and population values of demographic items.

Survey of Entering Student Engagement
Los Medanos College (2022 Administration)
2023 Benchmark Bar Chart - Main Survey
 Comparison Group: Large Colleges in the 2023 Cohort*
 Entering Students Only - Breakout by Enrollment Status
 [Unweighted]
 Clear Academic Plan and Pathway (ACADPLAN)



* The comparison group and cohort bars on this page INCLUDE your college.

Survey of Entering Student Engagement - Los Medanos College (2022 Administration)

2023 Benchmark Means Report - Main Survey

Comparison Group: Large Colleges in the 2023 Cohort*

Entering Students Only - Breakout by Enrollment Status

[Unweighted]

Clear Academic Plan and Pathway (ACADPLAN)

			Your College	Large Colleges		2023 Cohort	
Item	Variable	Breakout Group	Mean	Mean	Effect Size**	Mean	Effect Size**
Item 18: Think about your experiences from the time of your decision to attend this college through the end of the first three weeks of your first semester/quarter.							
1 = Strongly disagree, 2 = Disagree, 3 = Neutral, 4 = Agree, 5 = Strongly agree							
18d. I was able to meet with an academic advisor at times convenient for me [ACADPLAN]	AACONTIM	Part-time	2.96	3.93	-1.01**	3.93	-0.99**
		Full-time	3.65	3.96	-0.32**	4.00	-0.36**
18e. An advisor helped me to select a course of study, program, or major [ACADPLAN]	AASELMAJ	Part-time	2.96	3.87	-0.82**	3.91	-0.87**
		Full-time	3.53	3.90	-0.33**	3.97	-0.40**
18f. An advisor helped me to set academic goals and to create a plan for achieving them [ACADPLAN]	ACADGOAL	Part-time	2.90	3.49	-0.51**	3.56	-0.57**
		Full-time	3.36	3.44		3.57	
18g. An advisor helped me to identify the courses I needed to take during my first semester/quarter [ACADPLAN]	CRSADV	Part-time	3.19	4.02	-0.79**	4.05	-0.84**
		Full-time	3.75	4.08	-0.33**	4.16	-0.42**
18h. A college staff member talked with me about my commitments outside of school (work, children, dependents, etc.) to help me figure out how many courses to take [ACADPLAN]	OSCOMM	Part-time	2.57	2.94		3.06	
		Full-time	2.82	2.88		3.03	

* The comparison group and cohort columns on this page EXCLUDE your college.

** T-test: 2-tailed

If a row contains less than 50 respondents, interpret the comparison results cautiously.

Survey of Entering Student Engagement - Los Medanos College (2022 Administration)
2023 Benchmark Frequency Distributions - Main Survey

Comparison Group: Large Colleges in the 2023 Cohort*

Entering Students Only - Breakout by Enrollment Status: Part-Time Students

[Unweighted]

Clear Academic Plan and Pathway (ACADPLAN)

			Your College		Large Colleges		2023 Cohort	
Item	Variable	Responses	Count	Percent	Count	Percent	Count	Percent
Item 18: Think about your experiences from the time of your decision to attend this college through the end of the first three weeks of your first semester/quarter.								
18d. I was able to meet with an academic advisor at times convenient for me [ACADPLAN]	AACONTIM	Strongly disagree	7	13.2	39	1.7	228	2.2
		Disagree	9	17.0	121	5.1	557	5.4
		Neutral	20	37.7	551	23.4	2,311	22.3
		Agree	13	24.5	902	38.4	3,864	37.3
		Strongly agree	4	7.5	739	31.4	3,400	32.8
		Total	53	100.0	2,352	100.0	10,360	100.0
18e. An advisor helped me to select a course of study, program, or major [ACADPLAN]	AASELMAJ	Strongly disagree	8	16.0	82	3.5	368	3.6
		Disagree	14	28.0	231	9.8	895	8.7
		Neutral	6	12.0	433	18.4	1,799	17.4
		Agree	16	32.0	773	32.9	3,476	33.6
		Strongly agree	6	12.0	832	35.4	3,797	36.7
		Total	50	100.0	2,351	100.0	10,335	100.0
18f. An advisor helped me to set academic goals and to create a plan for achieving them [ACADPLAN]	ACADGOAL	Strongly disagree	6	11.5	116	4.9	470	4.6
		Disagree	17	32.7	356	15.1	1,449	14.0
		Neutral	12	23.1	678	28.8	2,889	28.0
		Agree	10	19.2	654	27.8	2,826	27.4
		Strongly agree	7	13.5	548	23.3	2,694	26.1
		Total	52	100.0	2,352	100.0	10,328	100.0
18g. An advisor helped me to identify the courses I needed to take during my first semester/quarter [ACADPLAN]	CRSADV	Strongly disagree	9	17.3	79	3.4	318	3.1
		Disagree	8	15.4	138	5.9	610	5.9
		Neutral	9	17.3	353	15.0	1,441	13.9
		Agree	16	30.8	874	37.2	3,842	37.0
		Strongly agree	10	19.2	905	38.5	4,162	40.1
		Total	52	100.0	2,349	100.0	10,373	100.0
18h. A college staff member talked with me about my commitments outside of school (work, children, dependents, etc.) to help me figure out how many courses to take [ACADPLAN]	OSCOMM	Strongly disagree	12	23.5	258	11.0	1,021	9.9
		Disagree	15	29.4	707	30.1	2,802	27.1
		Neutral	12	23.5	632	26.9	2,807	27.1
		Agree	7	13.7	430	18.3	2,011	19.4
		Strongly agree	5	9.8	322	13.7	1,713	16.5
		Total	51	100.0	2,349	100.0	10,354	100.0

* The comparison group and cohort columns on this page EXCLUDE your college.

Please see Table 1 for unweighted sample and population values of demographic items.

Survey of Entering Student Engagement - Los Medanos College (2022 Administration)
2023 Benchmark Frequency Distributions - Main Survey

Comparison Group: Large Colleges in the 2023 Cohort*

Entering Students Only - Breakout by Enrollment Status: Full-Time Students

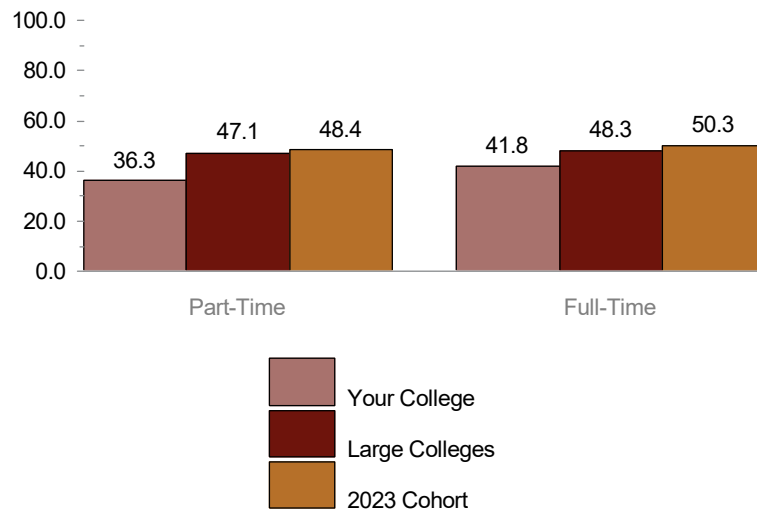
[Unweighted]

Clear Academic Plan and Pathway (ACADPLAN)

			Your College		Large Colleges		2023 Cohort	
Item	Variable	Responses	Count	Percent	Count	Percent	Count	Percent
Item 18: Think about your experiences from the time of your decision to attend this college through the end of the first three weeks of your first semester/quarter.								
18d. I was able to meet with an academic advisor at times convenient for me [ACADPLAN]	AACONTIM	Strongly disagree	4	2.4	115	1.8	483	1.8
		Disagree	14	8.5	331	5.1	1,261	4.7
		Neutral	49	29.9	1,365	21.2	5,400	20.3
		Agree	65	39.6	2,547	39.5	10,141	38.2
		Strongly agree	32	19.5	2,091	32.4	9,290	35.0
		Total	164	100.0	6,449	100.0	26,575	100.0
18e. An advisor helped me to select a course of study, program, or major [ACADPLAN]	AASELMAJ	Strongly disagree	11	6.6	252	3.9	902	3.4
		Disagree	36	21.7	631	9.7	2,249	8.5
		Neutral	23	13.9	1,043	16.1	4,046	15.2
		Agree	46	27.7	2,156	33.3	8,962	33.7
		Strongly agree	50	30.1	2,394	37.0	10,405	39.2
		Total	166	100.0	6,476	100.0	26,564	100.0
18f. An advisor helped me to set academic goals and to create a plan for achieving them [ACADPLAN]	ACADGOAL	Strongly disagree	11	6.7	357	5.5	1,179	4.4
		Disagree	37	22.6	1,085	16.8	3,820	14.4
		Neutral	38	23.2	1,824	28.2	7,098	26.7
		Agree	38	23.2	1,715	26.6	7,556	28.5
		Strongly agree	40	24.4	1,478	22.9	6,885	25.9
		Total	164	100.0	6,459	100.0	26,538	100.0
18g. An advisor helped me to identify the courses I needed to take during my first semester/quarter [ACADPLAN]	CRSADV	Strongly disagree	9	5.5	206	3.2	650	2.4
		Disagree	25	15.2	403	6.2	1,388	5.2
		Neutral	22	13.3	721	11.1	2,826	10.6
		Agree	52	31.5	2,460	38.0	10,076	37.8
		Strongly agree	57	34.5	2,688	41.5	11,703	43.9
		Total	165	100.0	6,478	100.0	26,643	100.0
18h. A college staff member talked with me about my commitments outside of school (work, children, dependents, etc.) to help me figure out how many courses to take [ACADPLAN]	OSCOMM	Strongly disagree	20	12.3	808	12.5	2,811	10.6
		Disagree	59	36.2	2,013	31.1	7,302	27.4
		Neutral	33	20.2	1,669	25.8	6,988	26.3
		Agree	32	19.6	1,103	17.1	5,200	19.5
		Strongly agree	19	11.7	871	13.5	4,306	16.2
		Total	163	100.0	6,464	100.0	26,607	100.0

* The comparison group and cohort columns on this page EXCLUDE your college.
Please see Table 1 for unweighted sample and population values of demographic items.

Survey of Entering Student Engagement
Los Medanos College (2022 Administration)
2023 Benchmark Bar Chart - Main Survey
Comparison Group: Large Colleges in the 2023 Cohort*
Entering Students Only - Breakout by Enrollment Status
[Unweighted]
Effective Track to College Readiness (COLLREAD)



* The comparison group and cohort bars on this page INCLUDE your college.

Survey of Entering Student Engagement - Los Medanos College (2022 Administration)

2023 Benchmark Means Report - Main Survey

Comparison Group: Large Colleges in the 2023 Cohort*

Entering Students Only - Breakout by Enrollment Status

[Unweighted]

Effective Track to College Readiness (COLLREAD)

			Your College	Large Colleges		2023 Cohort	
Item	Variable	Breakout Group	Mean	Mean	Effect Size**	Mean	Effect Size**
Item 21: Think about your experiences from the time of your decision to attend this college through the end of the first three weeks of your first semester/quarter. Within a class, or through another experience at this college:							
1 = Strongly disagree, 2 = Disagree, 3 = Neutral, 4 = Agree, 5 = Strongly agree							
21a. I learned to improve my study skills (listening, note taking, highlighting readings, working with others, etc.) [COLLREAD]	LNDSTUDY	Part-time	3.86	4.00		4.00	
		Full-time	4.04	3.99		4.04	
21b. I learned to understand my academic strengths and weaknesses [COLLREAD]	LNDACAWK	Part-time	3.82	3.97		3.99	
		Full-time	4.04	3.98		4.04	
21c. I learned skills and strategies to improve my test-taking ability [COLLREAD]	LNSKLLS	Part-time	3.30	3.64		3.69	
		Full-time	3.61	3.63		3.71	
One or more items in this benchmark are not suited to means calculations. Please see the Frequency Distribution that follows for these items.							

* The comparison group and cohort columns on this page EXCLUDE your college.

** T-test: 2-tailed

If a row contains less than 50 respondents, interpret the comparison results cautiously.

Survey of Entering Student Engagement - Los Medanos College (2022 Administration)
2023 Benchmark Frequency Distributions - Main Survey

Comparison Group: Large Colleges in the 2023 Cohort*

Entering Students Only - Breakout by Enrollment Status: Part-Time Students

[Unweighted]

Effective Track to College Readiness (COLLREAD)

			Your College		Large Colleges		2023 Cohort	
Item	Variable	Responses	Count	Percent	Count	Percent	Count	Percent
Item 12: Think about your experiences from the time of your decision to attend this college through the end of the first three weeks of your first semester/quarter.								
12a. Before I could register for classes, I was required to take a placement test (COMPASS, ASSET, ACCUPLACER, SAT, ACT, etc.) to assess my skills in reading, writing, and/or math [COLLREAD]	REQPTST	Yes	15	30.0	1,173	51.2	5,223	51.2
		No	35	70.0	1,116	48.8	4,977	48.8
		Total	50	100.0	2,289	100.0	10,200	100.0
12b. I took a placement test (COMPASS, ASSET, ACCUPLACER, SAT, ACT, etc.) [COLLREAD]	TKPTST	Yes	15	31.3	1,363	60.6	5,906	59.1
		No	33	68.8	888	39.4	4,093	40.9
		Total	48	100.0	2,251	100.0	9,999	100.0
Item 14								
14. This college required me to enroll in classes indicated by my placement test scores during my first semester/quarter [COLLREAD]	REQCLASS	Yes	13	30.2	781	40.6	3,729	45.0
		No	30	69.8	1,144	59.4	4,562	55.0
		Total	43	100.0	1,925	100.0	8,291	100.0
Item 21: Think about your experiences from the time of your decision to attend this college through the end of the first three weeks of your first semester/quarter. Within a class, or through another experience at this college:								
21a. I learned to improve my study skills (listening, note taking, highlighting readings, working with others, etc.) [COLLREAD]	LNDSTUDY	Strongly disagree	2	4.0	39	1.7	192	1.9
		Disagree	2	4.0	93	4.0	396	3.9
		Neutral	11	22.0	448	19.4	2,048	20.0
		Agree	21	42.0	975	42.2	4,136	40.4
		Strongly agree	14	28.0	756	32.7	3,462	33.8
		Total	50	100.0	2,311	100.0	10,234	100.0
21b. I learned to understand my academic strengths and weaknesses [COLLREAD]	LNDACAWK	Strongly disagree	0	N/A	27	1.2	145	1.4
		Disagree	1	2.0	86	3.7	376	3.7
		Neutral	16	32.0	501	21.7	2,142	20.9
		Agree	24	48.0	1,021	44.2	4,367	42.6
		Strongly agree	9	18.0	676	29.3	3,216	31.4
		Total	50	100.0	2,311	100.0	10,246	100.0
21c. I learned skills and strategies to improve my test-taking ability [COLLREAD]	LNDKLLS	Strongly disagree	4	8.0	62	2.7	275	2.7
		Disagree	5	10.0	212	9.2	915	8.9
		Neutral	19	38.0	744	32.3	3,176	31.0
		Agree	16	32.0	758	32.9	3,219	31.4
		Strongly agree	6	12.0	528	22.9	2,656	25.9
		Total	50	100.0	2,304	100.0	10,241	100.0

* The comparison group and cohort columns on this page EXCLUDE your college.

Please see Table 1 for unweighted sample and population values of demographic items.

Survey of Entering Student Engagement - Los Medanos College (2022 Administration)
2023 Benchmark Frequency Distributions - Main Survey

Comparison Group: Large Colleges in the 2023 Cohort*

Entering Students Only - Breakout by Enrollment Status: Full-Time Students

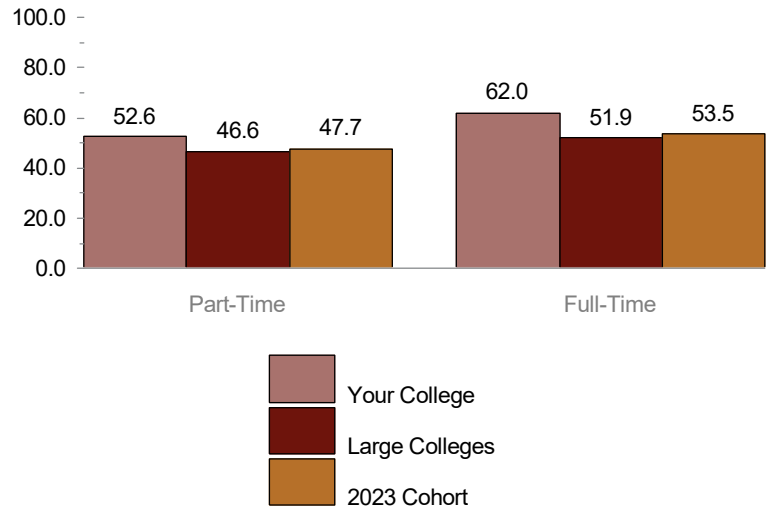
[Unweighted]

Effective Track to College Readiness (COLLREAD)

			Your College		Large Colleges		2023 Cohort	
Item	Variable	Responses	Count	Percent	Count	Percent	Count	Percent
Item 12: Think about your experiences from the time of your decision to attend this college through the end of the first three weeks of your first semester/quarter.								
12a. Before I could register for classes, I was required to take a placement test (COMPASS, ASSET, ACCUPLACER, SAT, ACT, etc.) to assess my skills in reading, writing, and/or math [COLLREAD]	REQPTST	Yes	54	33.8	3,165	50.2	13,150	50.3
		No	106	66.3	3,143	49.8	13,018	49.7
		Total	160	100.0	6,308	100.0	26,168	100.0
12b. I took a placement test (COMPASS, ASSET, ACCUPLACER, SAT, ACT, etc.) [COLLREAD]	TKPTST	Yes	58	36.7	3,966	63.4	16,120	62.4
		No	100	63.3	2,294	36.6	9,721	37.6
		Total	158	100.0	6,260	100.0	25,841	100.0
Item 14								
14. This college required me to enroll in classes indicated by my placement test scores during my first semester/quarter [COLLREAD]	REQCLASS	Yes	48	32.9	2,029	37.6	8,854	39.7
		No	98	67.1	3,373	62.4	13,457	60.3
		Total	146	100.0	5,402	100.0	22,311	100.0
Item 21: Think about your experiences from the time of your decision to attend this college through the end of the first three weeks of your first semester/quarter. Within a class, or through another experience at this college:								
21a. I learned to improve my study skills (listening, note taking, highlighting readings, working with others, etc.) [COLLREAD]	LNDSTUDY	Strongly disagree	1	0.6	92	1.4	384	1.5
		Disagree	7	4.2	283	4.4	1,034	3.9
		Neutral	28	16.9	1,296	20.3	4,884	18.5
		Agree	78	47.0	2,639	41.3	10,800	40.9
		Strongly agree	52	31.3	2,075	32.5	9,276	35.2
		Total	166	100.0	6,385	100.0	26,378	100.0
21b. I learned to understand my academic strengths and weaknesses [COLLREAD]	LNDACAWK	Strongly disagree	1	0.6	77	1.2	302	1.1
		Disagree	5	3.0	260	4.1	896	3.4
		Neutral	34	20.5	1,309	20.5	5,072	19.2
		Agree	73	44.0	2,776	43.5	11,296	42.8
		Strongly agree	53	31.9	1,961	30.7	8,835	33.5
		Total	166	100.0	6,383	100.0	26,401	100.0
21c. I learned skills and strategies to improve my test-taking ability [COLLREAD]	LNDKLLS	Strongly disagree	2	1.2	190	3.0	693	2.6
		Disagree	18	11.0	677	10.6	2,519	9.5
		Neutral	56	34.1	1,986	31.1	7,649	29.0
		Agree	54	32.9	2,008	31.5	8,429	31.9
		Strongly agree	34	20.7	1,522	23.8	7,110	26.9
		Total	164	100.0	6,383	100.0	26,400	100.0

* The comparison group and cohort columns on this page EXCLUDE your college.
Please see Table 1 for unweighted sample and population values of demographic items.

Survey of Entering Student Engagement
Los Medanos College (2022 Administration)
2023 Benchmark Bar Chart - Main Survey
 Comparison Group: Large Colleges in the 2023 Cohort*
 Entering Students Only - Breakout by Enrollment Status
 [Unweighted]
 Engaged Learning (ENGAGLRN)



* The comparison group and cohort bars on this page INCLUDE your college.

Survey of Entering Student Engagement - Los Medanos College (2022 Administration)
2023 Benchmark Means Report - Main Survey

Comparison Group: Large Colleges in the 2023 Cohort*

Entering Students Only - Breakout by Enrollment Status

[Unweighted]

Engaged Learning (ENGAGLRN)

			Your College	Large Colleges		2023 Cohort	
Item	Variable	Breakout Group	Mean	Mean	Effect Size**	Mean	Effect Size**
Item 19: During the first three weeks of your first semester/quarter at this college, about how often did you do the following?							
1 = Never, 2 = Once, 3 = Two or three times, 4 = Four or more times							
19a. Ask questions in class or contribute to class discussions [ENGAGLRN]	ASKQUES	Part-time	2.75	2.77		2.78	
		Full-time	2.84	2.86		2.87	
19b. Prepare at least two drafts of a paper or assignment before turning it in [ENGAGLRN]	PREPDRFT	Part-time	2.06	2.06		2.10	
		Full-time	1.99	2.09		2.11	
19e. Participate in supplemental instruction (extra class sessions with an instructor, tutor, or experienced student) [ENGAGLRN]	SUPINSTR	Part-time	1.70	1.48		1.49	
		Full-time	1.69	1.50		1.52	
19g. Work with other students on a project or assignment during class [ENGAGLRN]	PINCLASS	Part-time	2.52	2.25		2.22	
		Full-time	2.98	2.43	0.53**	2.45	0.51**
19h. Work with classmates outside of class on class projects or assignments [ENGAGLRN]	PREPOUTC	Part-time	1.50	1.43		1.48	
		Full-time	1.69	1.60		1.65	
19i. Participate in a required study group outside of class [ENGAGLRN]	GRPSTUDY	Part-time	1.26	1.21		1.26	
		Full-time	1.27	1.26		1.30	
19j. Participate in a student-initiated (not required) study group outside of class [ENGAGLRN]	NRGSTUDY	Part-time	1.19	1.24		1.27	
		Full-time	1.40	1.33		1.35	
19k. Use an electronic tool (e-mail, text messaging, Facebook, MySpace, class Web site, etc.) to communicate with another student about coursework [ENGAGLRN]	USEINTMG	Part-time	2.12	1.97		2.06	
		Full-time	2.65	2.22	0.37**	2.29	0.31**
19l. Use an electronic tool (e-mail, text messaging, Facebook, MySpace, class Web site, etc.) to communicate with an instructor about coursework [ENGAGLRN]	MAILFAC	Part-time	2.51	2.36		2.41	
		Full-time	2.85	2.53	0.31**	2.55	0.29**
19m. Discuss an assignment or grade with an instructor [ENGAGLRN]	FACASSN	Part-time	2.12	2.02		2.04	
		Full-time	2.33	2.11		2.14	
19n. Ask for help from an instructor regarding questions or problems related to a class [ENGAGLRN]	CLASSREL	Part-time	2.40	2.32		2.33	
		Full-time	2.84	2.41	0.44**	2.43	0.41**
19o. Receive prompt written or oral feedback from instructors on your performance [ENGAGLRN]	FEEDBACK	Part-time	2.65	2.46		2.48	
		Full-time	3.16	2.66	0.50**	2.67	0.48**
19q. Discuss ideas from your readings or classes with instructors outside of class [ENGAGLRN]	FACIDOC	Part-time	1.67	1.56		1.57	
		Full-time	1.77	1.62		1.64	

* The comparison group and cohort columns on this page EXCLUDE your college.

** T-test: 2-tailed

If a row contains less than 50 respondents, interpret the comparison results cautiously.

Survey of Entering Student Engagement - Los Medanos College (2022 Administration)

2023 Benchmark Means Report - Main Survey

Comparison Group: Large Colleges in the 2023 Cohort*

Entering Students Only - Breakout by Enrollment Status

[Unweighted]

Engaged Learning (ENGAGLRN)

			Your College	Large Colleges		2023 Cohort	
Item	Variable	Breakout Group	Mean	Mean	Effect Size**	Mean	Effect Size**
Item 20.2: Think about your experiences from the time of your decision to attend this college through the end of the first three weeks of your first semester/quarter. How often did you use the following services?							
1 = Never, 2 = Once, 3 = Two or three times, 4 = Four or more times							
20.2d. Face-to-face tutoring [ENGAGLRN]	FFTUSE	Part-time	1.50	1.31		1.30	
		Full-time	1.46	1.32		1.30	
20.2f. Writing, math, or other skill lab [ENGAGLRN]	SKLABUSE	Part-time	1.62	1.59		1.57	
		Full-time	1.73	1.60		1.59	
20.2h. Computer lab [ENGAGLRN]	COMLBUSE	Part-time	1.54	1.55		1.65	
		Full-time	1.73	1.65		1.70	

* The comparison group and cohort columns on this page EXCLUDE your college.

** T-test: 2-tailed

If a row contains less than 50 respondents, interpret the comparison results cautiously.

Survey of Entering Student Engagement - Los Medanos College (2022 Administration)
2023 Benchmark Frequency Distributions - Main Survey

Comparison Group: Large Colleges in the 2023 Cohort*

Entering Students Only - Breakout by Enrollment Status: Part-Time Students

[Unweighted]

Engaged Learning (ENGAGLRN)

			Your College		Large Colleges		2023 Cohort	
Item	Variable	Responses	Count	Percent	Count	Percent	Count	Percent
Item 19: During the first three weeks of your first semester/quarter at this college, about how often did you do the following?								
19a. Ask questions in class or contribute to class discussions [ENGAGLRN]	ASKQUES	Never	4	7.5	274	11.5	1,115	10.6
		Once	13	24.5	524	22.0	2,479	23.5
		Two or three times	28	52.8	1,061	44.5	4,544	43.1
		Four or more times	8	15.1	527	22.1	2,395	22.7
		Total	53	100.0	2,386	100.0	10,533	100.0
19b. Prepare at least two drafts of a paper or assignment before turning it in [ENGAGLRN]	PREPDRFT	Never	18	36.7	810	34.3	3,373	32.2
		Once	15	30.6	758	32.1	3,480	33.3
		Two or three times	11	22.4	629	26.6	2,838	27.1
		Four or more times	5	10.2	166	7.0	774	7.4
		Total	49	100.0	2,363	100.0	10,465	100.0
19e. Participate in supplemental instruction (extra class sessions with an instructor, tutor, or experienced student) [ENGAGLRN]	SUPINSTR	Never	32	64.0	1,665	70.2	7,385	70.3
		Once	7	14.0	394	16.6	1,583	15.1
		Two or three times	5	10.0	199	8.4	1,010	9.6
		Four or more times	6	12.0	114	4.8	527	5.0
		Total	50	100.0	2,372	100.0	10,505	100.0
19g. Work with other students on a project or assignment during class [ENGAGLRN]	PINCLASS	Never	13	26.0	808	34.1	3,571	34.0
		Once	8	16.0	506	21.3	2,384	22.7
		Two or three times	19	38.0	712	30.0	3,143	30.0
		Four or more times	10	20.0	345	14.6	1,391	13.3
		Total	50	100.0	2,371	100.0	10,489	100.0
19h. Work with classmates outside of class on class projects or assignments [ENGAGLRN]	PREPOUTC	Never	36	72.0	1,746	73.8	7,366	70.4
		Once	6	12.0	322	13.6	1,580	15.1
		Two or three times	5	10.0	204	8.6	1,072	10.2
		Four or more times	3	6.0	94	4.0	446	4.3
		Total	50	100.0	2,366	100.0	10,464	100.0
19i. Participate in a required study group outside of class [ENGAGLRN]	GRPSTUDY	Never	42	84.0	2,049	86.6	8,782	83.8
		Once	5	10.0	184	7.8	953	9.1
		Two or three times	1	2.0	93	3.9	501	4.8
		Four or more times	2	4.0	40	1.7	247	2.4
		Total	50	100.0	2,366	100.0	10,483	100.0
19j. Participate in a student-initiated (not required) study group outside of class [ENGAGLRN]	NRGSTUDY	Never	42	87.5	2,011	85.1	8,709	83.4
		Once	4	8.3	189	8.0	928	8.9
		Two or three times	1	2.1	107	4.5	507	4.9
		Four or more times	1	2.1	55	2.3	296	2.8
		Total	48	100.0	2,362	100.0	10,440	100.0

* The comparison group and cohort columns on this page EXCLUDE your college.
Please see Table 1 for unweighted sample and population values of demographic items.

Survey of Entering Student Engagement - Los Medanos College (2022 Administration)
2023 Benchmark Frequency Distributions - Main Survey

Comparison Group: Large Colleges in the 2023 Cohort*

Entering Students Only - Breakout by Enrollment Status: Part-Time Students

[Unweighted]

Engaged Learning (ENGAGLRN)

			Your College		Large Colleges		2023 Cohort	
Item	Variable	Responses	Count	Percent	Count	Percent	Count	Percent
Item 19: During the first three weeks of your first semester/quarter at this college, about how often did you do the following?								
19k. Use an electronic tool (e-mail, text messaging, Facebook, MySpace, class Web site, etc.) to communicate with another student about coursework [ENGAGLRN]	USEINTMG	Never	19	37.3	1,171	49.4	4,705	45.0
		Once	15	29.4	439	18.5	2,100	20.1
		Two or three times	9	17.6	434	18.3	1,991	19.0
		Four or more times	8	15.7	328	13.8	1,660	15.9
		Total	51	100.0	2,372	100.0	10,456	100.0
19l. Use an electronic tool (e-mail, text messaging, Facebook, MySpace, class Web site, etc.) to communicate with an instructor about coursework [ENGAGLRN]	MAILFAC	Never	12	24.5	626	26.5	2,672	25.5
		Once	12	24.5	627	26.6	2,696	25.8
		Two or three times	13	26.5	737	31.3	3,263	31.2
		Four or more times	12	24.5	368	15.6	1,828	17.5
		Total	49	100.0	2,358	100.0	10,459	100.0
19m. Discuss an assignment or grade with an instructor [ENGAGLRN]	FACASSN	Never	17	32.7	847	35.7	3,661	34.9
		Once	17	32.7	784	33.1	3,513	33.5
		Two or three times	13	25.0	581	24.5	2,542	24.2
		Four or more times	5	9.6	158	6.7	770	7.3
		Total	52	100.0	2,370	100.0	10,486	100.0
19n. Ask for help from an instructor regarding questions or problems related to a class [ENGAGLRN]	CLASSREL	Never	13	25.0	600	25.3	2,509	24.0
		Once	12	23.1	699	29.5	3,257	31.1
		Two or three times	20	38.5	780	33.0	3,463	33.1
		Four or more times	7	13.5	288	12.2	1,230	11.8
		Total	52	100.0	2,367	100.0	10,459	100.0
19o. Receive prompt written or oral feedback from instructors on your performance [ENGAGLRN]	FEEDBACK	Never	8	15.7	563	23.8	2,393	22.9
		Once	13	25.5	572	24.1	2,638	25.2
		Two or three times	19	37.3	824	34.8	3,457	33.1
		Four or more times	11	21.6	410	17.3	1,970	18.8
		Total	51	100.0	2,369	100.0	10,458	100.0
19q. Discuss ideas from your readings or classes with instructors outside of class [ENGAGLRN]	FACIDOC	Never	32	62.7	1,558	65.9	6,782	64.9
		Once	8	15.7	410	17.3	1,932	18.5
		Two or three times	7	13.7	280	11.8	1,205	11.5
		Four or more times	4	7.8	116	4.9	527	5.0
		Total	51	100.0	2,364	100.0	10,446	100.0
Item 20.2: Think about your experiences from the time of your decision to attend this college through the end of the first three weeks of your first semester/quarter. How often did you use the following services?								
20.2d. Face-to-face tutoring [ENGAGLRN]	FFTUSE	Never	28	73.7	1,530	81.4	6,783	82.3
		Once	5	13.2	186	9.9	753	9.1
		Two or three times	1	2.6	99	5.3	421	5.1
		Four or more times	4	10.5	65	3.5	286	3.5
		Total	38	100.0	1,880	100.0	8,243	100.0

* The comparison group and cohort columns on this page EXCLUDE your college.
Please see Table 1 for unweighted sample and population values of demographic items.

Survey of Entering Student Engagement - Los Medanos College (2022 Administration)
2023 Benchmark Frequency Distributions - Main Survey

Comparison Group: Large Colleges in the 2023 Cohort*

Entering Students Only - Breakout by Enrollment Status: Part-Time Students

[Unweighted]

Engaged Learning (ENGAGLRN)

			Your College		Large Colleges		2023 Cohort	
Item	Variable	Responses	Count	Percent	Count	Percent	Count	Percent
Item 20.2: Think about your experiences from the time of your decision to attend this college through the end of the first three weeks of your first semester/quarter. How often did you use the following services?								
20.2f. Writing, math, or other skill lab [ENGAGLRN]	SKLABUSE	Never	27	73.0	1,046	68.4	4,699	69.1
		Once	2	5.4	209	13.7	906	13.3
		Two or three times	3	8.1	135	8.8	639	9.4
		Four or more times	5	13.5	140	9.2	559	8.2
		Total	37	100.0	1,530	100.0	6,803	100.0
20.2h. Computer lab [ENGAGLRN]	COMLBUSE	Never	26	70.3	1,107	69.2	4,724	64.3
		Once	5	13.5	231	14.4	1,161	15.8
		Two or three times	3	8.1	128	8.0	799	10.9
		Four or more times	3	8.1	133	8.3	662	9.0
		Total	37	100.0	1,599	100.0	7,346	100.0

* The comparison group and cohort columns on this page EXCLUDE your college.
Please see Table 1 for unweighted sample and population values of demographic items.

Survey of Entering Student Engagement - Los Medanos College (2022 Administration)
2023 Benchmark Frequency Distributions - Main Survey

Comparison Group: Large Colleges in the 2023 Cohort*

Entering Students Only - Breakout by Enrollment Status: Full-Time Students

[Unweighted]

Engaged Learning (ENGAGLRN)

			Your College		Large Colleges		2023 Cohort	
Item	Variable	Responses	Count	Percent	Count	Percent	Count	Percent
Item 19: During the first three weeks of your first semester/quarter at this college, about how often did you do the following?								
19a. Ask questions in class or contribute to class discussions [ENGAGLRN]	ASKQUES	Never	9	5.4	562	8.6	2,178	8.1
		Once	52	31.3	1,430	21.9	5,929	22.0
		Two or three times	61	36.7	2,925	44.8	11,987	44.5
		Four or more times	44	26.5	1,611	24.7	6,844	25.4
		Total	166	100.0	6,528	100.0	26,938	100.0
19b. Prepare at least two drafts of a paper or assignment before turning it in [ENGAGLRN]	PREPDRFT	Never	64	38.6	2,146	33.0	8,455	31.5
		Once	47	28.3	2,077	32.0	8,920	33.2
		Two or three times	48	28.9	1,847	28.4	7,548	28.1
		Four or more times	7	4.2	428	6.6	1,927	7.2
		Total	166	100.0	6,498	100.0	26,850	100.0
19e. Participate in supplemental instruction (extra class sessions with an instructor, tutor, or experienced student) [ENGAGLRN]	SUPINSTR	Never	90	54.9	4,520	69.3	18,372	68.3
		Once	46	28.0	1,019	15.6	4,357	16.2
		Two or three times	17	10.4	669	10.3	2,860	10.6
		Four or more times	11	6.7	311	4.8	1,316	4.9
		Total	164	100.0	6,519	100.0	26,905	100.0
19g. Work with other students on a project or assignment during class [ENGAGLRN]	PINCLASS	Never	18	10.8	1,657	25.4	6,596	24.5
		Once	23	13.9	1,496	22.9	6,146	22.8
		Two or three times	69	41.6	2,286	35.0	9,564	35.5
		Four or more times	56	33.7	1,091	16.7	4,598	17.1
		Total	166	100.0	6,530	100.0	26,904	100.0
19h. Work with classmates outside of class on class projects or assignments [ENGAGLRN]	PREPOUTC	Never	92	56.1	4,176	64.3	16,484	61.5
		Once	39	23.8	1,099	16.9	4,810	18.0
		Two or three times	25	15.2	849	13.1	3,848	14.4
		Four or more times	8	4.9	371	5.7	1,652	6.2
		Total	164	100.0	6,495	100.0	26,794	100.0
19i. Participate in a required study group outside of class [ENGAGLRN]	GRPSTUDY	Never	141	84.9	5,536	84.9	21,992	81.9
		Once	9	5.4	474	7.3	2,461	9.2
		Two or three times	12	7.2	327	5.0	1,544	5.7
		Four or more times	4	2.4	182	2.8	865	3.2
		Total	166	100.0	6,519	100.0	26,862	100.0
19j. Participate in a student-initiated (not required) study group outside of class [ENGAGLRN]	NRGSTUDY	Never	123	75.5	5,192	80.1	21,071	78.7
		Once	21	12.9	646	10.0	2,912	10.9
		Two or three times	13	8.0	418	6.5	1,805	6.7
		Four or more times	6	3.7	224	3.5	984	3.7
		Total	163	100.0	6,480	100.0	26,772	100.0

* The comparison group and cohort columns on this page EXCLUDE your college.
Please see Table 1 for unweighted sample and population values of demographic items.

Survey of Entering Student Engagement - Los Medanos College (2022 Administration)
2023 Benchmark Frequency Distributions - Main Survey

Comparison Group: Large Colleges in the 2023 Cohort*

Entering Students Only - Breakout by Enrollment Status: Full-Time Students

[Unweighted]

Engaged Learning (ENGAGLRN)

			Your College		Large Colleges		2023 Cohort	
Item	Variable	Responses	Count	Percent	Count	Percent	Count	Percent
Item 19: During the first three weeks of your first semester/quarter at this college, about how often did you do the following?								
19k. Use an electronic tool (e-mail, text messaging, Facebook, MySpace, class Web site, etc.) to communicate with another student about coursework [ENGAGLRN]	USEINTMG	Never	39	23.4	2,520	38.7	9,630	35.9
		Once	32	19.2	1,268	19.5	5,377	20.0
		Two or three times	45	26.9	1,508	23.1	6,230	23.2
		Four or more times	51	30.5	1,220	18.7	5,601	20.9
		Total	167	100.0	6,516	100.0	26,838	100.0
19l. Use an electronic tool (e-mail, text messaging, Facebook, MySpace, class Web site, etc.) to communicate with an instructor about coursework [ENGAGLRN]	MAILFAC	Never	23	13.9	1,389	21.4	5,735	21.4
		Once	26	15.8	1,567	24.2	6,320	23.6
		Two or three times	69	41.8	2,236	34.5	9,064	33.8
		Four or more times	47	28.5	1,293	19.9	5,680	21.2
		Total	165	100.0	6,485	100.0	26,799	100.0
19m. Discuss an assignment or grade with an instructor [ENGAGLRN]	FACASSN	Never	40	24.1	2,081	31.9	8,339	31.0
		Once	52	31.3	2,136	32.8	8,744	32.5
		Two or three times	54	32.5	1,764	27.1	7,431	27.6
		Four or more times	20	12.0	533	8.2	2,381	8.9
		Total	166	100.0	6,514	100.0	26,895	100.0
19n. Ask for help from an instructor regarding questions or problems related to a class [ENGAGLRN]	CLASSREL	Never	21	12.7	1,436	22.1	5,704	21.2
		Once	30	18.2	1,886	29.0	7,706	28.7
		Two or three times	69	41.8	2,272	34.9	9,605	35.8
		Four or more times	45	27.3	908	14.0	3,845	14.3
		Total	165	100.0	6,502	100.0	26,860	100.0
19o. Receive prompt written or oral feedback from instructors on your performance [ENGAGLRN]	FEEDBACK	Never	10	6.0	1,084	16.7	4,497	16.8
		Once	25	15.0	1,502	23.1	6,175	23.0
		Two or three times	61	36.5	2,462	37.9	9,844	36.7
		Four or more times	71	42.5	1,455	22.4	6,309	23.5
		Total	167	100.0	6,503	100.0	26,825	100.0
19q. Discuss ideas from your readings or classes with instructors outside of class [ENGAGLRN]	FACIDOC	Never	95	56.9	4,088	62.9	16,538	61.7
		Once	34	20.4	1,147	17.7	5,069	18.9
		Two or three times	19	11.4	874	13.5	3,545	13.2
		Four or more times	19	11.4	387	6.0	1,662	6.2
		Total	167	100.0	6,496	100.0	26,814	100.0
Item 20.2: Think about your experiences from the time of your decision to attend this college through the end of the first three weeks of your first semester/quarter. How often did you use the following services?								
20.2d. Face-to-face tutoring [ENGAGLRN]	FFTUSE	Never	109	75.7	4,370	80.5	18,359	81.6
		Once	15	10.4	563	10.4	2,199	9.8
		Two or three times	9	6.3	297	5.5	1,176	5.2
		Four or more times	11	7.6	200	3.7	752	3.3
		Total	144	100.0	5,430	100.0	22,486	100.0

* The comparison group and cohort columns on this page EXCLUDE your college.

Please see Table 1 for unweighted sample and population values of demographic items.

Survey of Entering Student Engagement - Los Medanos College (2022 Administration)

2023 Benchmark Frequency Distributions - Main Survey

Comparison Group: Large Colleges in the 2023 Cohort*

Entering Students Only - Breakout by Enrollment Status: Full-Time Students

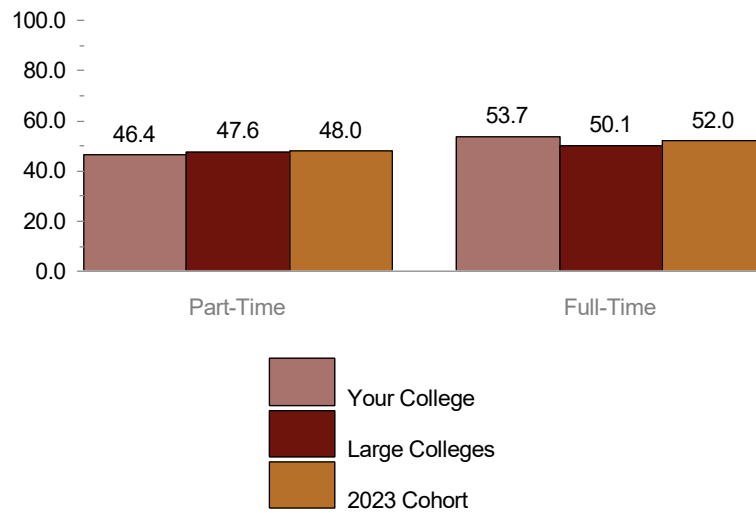
[Unweighted]

Engaged Learning (ENGAGLRN)

			Your College		Large Colleges		2023 Cohort	
Item	Variable	Responses	Count	Percent	Count	Percent	Count	Percent
Item 20.2: Think about your experiences from the time of your decision to attend this college through the end of the first three weeks of your first semester/quarter. How often did you use the following services?								
20.2f. Writing, math, or other skill lab [ENGAGLRN]	SKLABUSE	Never	86	62.3	2,967	68.1	12,618	68.6
		Once	18	13.0	571	13.1	2,429	13.2
		Two or three times	19	13.8	399	9.2	1,710	9.3
		Four or more times	15	10.9	419	9.6	1,638	8.9
		Total	138	100.0	4,356	100.0	18,395	100.0
20.2h. Computer lab [ENGAGLRN]	COMLBUSE	Never	77	62.6	2,989	64.7	12,385	62.1
		Once	17	13.8	687	14.9	3,188	16.0
		Two or three times	14	11.4	510	11.0	2,364	11.9
		Four or more times	15	12.2	436	9.4	2,009	10.1
		Total	123	100.0	4,622	100.0	19,946	100.0

* The comparison group and cohort columns on this page EXCLUDE your college.
Please see Table 1 for unweighted sample and population values of demographic items.

Survey of Entering Student Engagement
Los Medanos College (2022 Administration)
2023 Benchmark Bar Chart - Main Survey
 Comparison Group: Large Colleges in the 2023 Cohort*
 Entering Students Only - Breakout by Enrollment Status
 [Unweighted]
 Academic and Social Support (ACSOCSUP)



* The comparison group and cohort bars on this page INCLUDE your college.

Survey of Entering Student Engagement - Los Medanos College (2022 Administration)

2023 Benchmark Means Report - Main Survey

Comparison Group: Large Colleges in the 2023 Cohort*

Entering Students Only - Breakout by Enrollment Status

[Unweighted]

Academic and Social Support (ACSOCSUP)

			Your College	Large Colleges		2023 Cohort	
Item	Variable	Breakout Group	Mean	Mean	Effect Size**	Mean	Effect Size**
Item 18: Think about your experiences from the time of your decision to attend this college through the end of the first three weeks of your first semester/quarter.							
1 = Strongly disagree, 2 = Disagree, 3 = Neutral, 4 = Agree, 5 = Strongly agree							
18l. All instructors clearly explained academic and student support services available at this college [ACSOCSUP]	RESOURCE	Part-time	3.98	4.05		4.02	
		Full-time	4.03	4.01		4.06	
18m. All instructors clearly explained course grading policies [ACSOCSUP]	GRADEPOL	Part-time	4.29	4.33		4.31	
		Full-time	4.40	4.32		4.35	
18n. All instructors clearly explained course syllabi (syllabuses) [ACSOCSUP]	SYLLABI	Part-time	4.31	4.39		4.38	
		Full-time	4.42	4.38		4.40	
18o. I knew how to get in touch with my instructors outside of class [ACSOCSUP]	FACMEET	Part-time	4.37	4.38		4.34	
		Full-time	4.40	4.38		4.38	
18q. At least one other student whom I didn't previously know learned my name [ACSOCSUP]	OSTUDNAM	Part-time	3.75	3.89		3.87	
		Full-time	4.13	4.08		4.10	
18r. At least one instructor learned my name [ACSOCSUP]	FACNAM	Part-time	4.34	4.22		4.20	
		Full-time	4.46	4.31		4.32	
18s. I learned the name of at least one other student in most of my classes [ACSOCSUP]	STUNAM	Part-time	3.94	4.07		4.07	
		Full-time	4.36	4.21		4.24	

* The comparison group and cohort columns on this page EXCLUDE your college.

** T-test: 2-tailed

If a row contains less than 50 respondents, interpret the comparison results cautiously.

Survey of Entering Student Engagement - Los Medanos College (2022 Administration)
2023 Benchmark Frequency Distributions - Main Survey

Comparison Group: Large Colleges in the 2023 Cohort*

Entering Students Only - Breakout by Enrollment Status: Part-Time Students

[Unweighted]

Academic and Social Support (ACSOCSUP)

			Your College		Large Colleges		2023 Cohort	
Item	Variable	Responses	Count	Percent	Count	Percent	Count	Percent
Item 18: Think about your experiences from the time of your decision to attend this college through the end of the first three weeks of your first semester/quarter.								
18l. All instructors clearly explained academic and student support services available at this college [ACSOCSUP]	RESOURCE	Strongly disagree	1	2.0	22	0.9	147	1.4
		Disagree	3	6.0	127	5.4	533	5.2
		Neutral	8	16.0	406	17.3	1,826	17.7
		Agree	22	44.0	954	40.8	4,254	41.2
		Strongly agree	16	32.0	832	35.5	3,574	34.6
		Total	50	100.0	2,341	100.0	10,334	100.0
18m. All instructors clearly explained course grading policies [ACSOCSUP]	GRADEPOL	Strongly disagree	0	N/A	10	0.4	74	0.7
		Disagree	1	1.9	50	2.1	193	1.9
		Neutral	7	13.5	210	9.0	941	9.1
		Agree	20	38.5	948	40.5	4,328	41.8
		Strongly agree	24	46.2	1,124	48.0	4,806	46.5
		Total	52	100.0	2,342	100.0	10,342	100.0
18n. All instructors clearly explained course syllabi (syllabuses) [ACSOCSUP]	SYLLABI	Strongly disagree	0	N/A	1	0.0	49	0.5
		Disagree	1	1.9	36	1.5	143	1.4
		Neutral	7	13.5	200	8.5	828	8.0
		Agree	19	36.5	922	39.2	4,141	40.0
		Strongly agree	25	48.1	1,193	50.7	5,192	50.1
		Total	52	100.0	2,352	100.0	10,353	100.0
18o. I knew how to get in touch with my instructors outside of class [ACSOCSUP]	FACMEET	Strongly disagree	0	N/A	11	0.5	68	0.7
		Disagree	2	3.9	43	1.8	201	1.9
		Neutral	4	7.8	155	6.6	832	8.0
		Agree	18	35.3	971	41.2	4,274	41.2
		Strongly agree	27	52.9	1,175	49.9	5,001	48.2
		Total	51	100.0	2,355	100.0	10,376	100.0
18q. At least one other student whom I didn't previously know learned my name [ACSOCSUP]	OSTUDNAM	Strongly disagree	7	13.5	100	4.3	497	4.8
		Disagree	2	3.8	221	9.4	969	9.3
		Neutral	10	19.2	382	16.3	1,672	16.1
		Agree	11	21.2	771	32.8	3,495	33.7
		Strongly agree	22	42.3	876	37.3	3,732	36.0
		Total	52	100.0	2,350	100.0	10,365	100.0
18r. At least one instructor learned my name [ACSOCSUP]	FACNAM	Strongly disagree	0	N/A	28	1.2	167	1.6
		Disagree	2	4.0	103	4.4	428	4.1
		Neutral	6	12.0	268	11.4	1,242	12.0
		Agree	15	30.0	877	37.4	3,841	37.1
		Strongly agree	27	54.0	1,069	45.6	4,663	45.1
		Total	50	100.0	2,345	100.0	10,341	100.0

* The comparison group and cohort columns on this page EXCLUDE your college.
Please see Table 1 for unweighted sample and population values of demographic items.

Survey of Entering Student Engagement - Los Medanos College (2022 Administration)
2023 Benchmark Frequency Distributions - Main Survey

Comparison Group: Large Colleges in the 2023 Cohort*

Entering Students Only - Breakout by Enrollment Status: Part-Time Students

[Unweighted]

Academic and Social Support (ACSOCSUP)

			Your College		Large Colleges		2023 Cohort	
Item	Variable	Responses	Count	Percent	Count	Percent	Count	Percent
Item 18: Think about your experiences from the time of your decision to attend this college through the end of the first three weeks of your first semester/quarter.								
18s. I learned the name of at least one other student in most of my classes [ACSOCSUP]	STUNAM	Strongly disagree	3	5.8	70	3.0	345	3.3
		Disagree	5	9.6	171	7.3	689	6.6
		Neutral	9	17.3	248	10.6	1,184	11.4
		Agree	10	19.2	894	38.1	3,776	36.4
		Strongly agree	25	48.1	966	41.1	4,370	42.2
		Total	52	100.0	2,349	100.0	10,364	100.0

* The comparison group and cohort columns on this page EXCLUDE your college.
Please see Table 1 for unweighted sample and population values of demographic items.

Survey of Entering Student Engagement - Los Medanos College (2022 Administration)
2023 Benchmark Frequency Distributions - Main Survey

Comparison Group: Large Colleges in the 2023 Cohort*

Entering Students Only - Breakout by Enrollment Status: Full-Time Students

[Unweighted]

Academic and Social Support (ACSOCSUP)

			Your College		Large Colleges		2023 Cohort	
Item	Variable	Responses	Count	Percent	Count	Percent	Count	Percent
Item 18: Think about your experiences from the time of your decision to attend this college through the end of the first three weeks of your first semester/quarter.								
18l. All instructors clearly explained academic and student support services available at this college [ACSOCSUP]	RESOURCE	Strongly disagree	1	0.6	82	1.3	314	1.2
		Disagree	16	9.7	402	6.2	1,415	5.3
		Neutral	20	12.1	1,079	16.8	4,260	16.0
		Agree	68	41.2	2,661	41.3	10,998	41.4
		Strongly agree	60	36.4	2,217	34.4	9,559	36.0
		Total	165	100.0	6,441	100.0	26,546	100.0
18m. All instructors clearly explained course grading policies [ACSOCSUP]	GRADEPOL	Strongly disagree	0	N/A	30	0.5	145	0.5
		Disagree	3	1.8	124	1.9	490	1.8
		Neutral	8	4.9	565	8.7	2,073	7.8
		Agree	74	45.1	2,770	42.8	11,180	42.1
		Strongly agree	79	48.2	2,981	46.1	12,697	47.8
		Total	164	100.0	6,470	100.0	26,585	100.0
18n. All instructors clearly explained course syllabi (syllabuses) [ACSOCSUP]	SYLLABI	Strongly disagree	0	N/A	27	0.4	122	0.5
		Disagree	3	1.8	106	1.6	401	1.5
		Neutral	8	4.9	475	7.3	1,915	7.2
		Agree	70	42.7	2,603	40.3	10,364	39.0
		Strongly agree	83	50.6	3,254	50.3	13,790	51.9
		Total	164	100.0	6,465	100.0	26,592	100.0
18o. I knew how to get in touch with my instructors outside of class [ACSOCSUP]	FACMEET	Strongly disagree	0	N/A	26	0.4	129	0.5
		Disagree	4	2.4	112	1.7	431	1.6
		Neutral	8	4.9	459	7.1	1,899	7.1
		Agree	70	42.7	2,674	41.3	10,764	40.4
		Strongly agree	82	50.0	3,198	49.4	13,395	50.3
		Total	164	100.0	6,469	100.0	26,618	100.0
18q. At least one other student whom I didn't previously know learned my name [ACSOCSUP]	OSTUDNAM	Strongly disagree	3	1.8	210	3.2	875	3.3
		Disagree	14	8.5	447	6.9	1,719	6.4
		Neutral	15	9.1	758	11.7	3,174	11.9
		Agree	60	36.4	2,243	34.7	9,040	33.9
		Strongly agree	73	44.2	2,811	43.5	11,844	44.4
		Total	165	100.0	6,469	100.0	26,652	100.0
18r. At least one instructor learned my name [ACSOCSUP]	FACNAM	Strongly disagree	0	N/A	87	1.3	368	1.4
		Disagree	4	2.4	197	3.1	829	3.1
		Neutral	5	3.0	555	8.6	2,301	8.7
		Agree	67	40.6	2,378	36.9	9,498	35.8
		Strongly agree	89	53.9	3,232	50.1	13,551	51.0
		Total	165	100.0	6,449	100.0	26,547	100.0

* The comparison group and cohort columns on this page EXCLUDE your college.

Please see Table 1 for unweighted sample and population values of demographic items.

Survey of Entering Student Engagement - Los Medanos College (2022 Administration)
2023 Benchmark Frequency Distributions - Main Survey

Comparison Group: Large Colleges in the 2023 Cohort*

Entering Students Only - Breakout by Enrollment Status: Full-Time Students

[Unweighted]

Academic and Social Support (ACSOCSUP)

			Your College		Large Colleges		2023 Cohort	
Item	Variable	Responses	Count	Percent	Count	Percent	Count	Percent
Item 18: Think about your experiences from the time of your decision to attend this college through the end of the first three weeks of your first semester/quarter.								
18s. I learned the name of at least one other student in most of my classes [ACSOCSUP]	STUNAM	Strongly disagree	0	N/A	123	1.9	547	2.1
		Disagree	4	2.4	356	5.5	1,333	5.0
		Neutral	15	9.1	606	9.4	2,388	9.0
		Agree	63	38.2	2,365	36.5	9,385	35.2
		Strongly agree	83	50.3	3,025	46.7	12,996	48.8
		Total	165	100.0	6,475	100.0	26,649	100.0

* The comparison group and cohort columns on this page EXCLUDE your college.
Please see Table 1 for unweighted sample and population values of demographic items.