

**Survey of Entering Student Engagement - Los Medanos College (2022 Administration)**

**2022 Benchmark Scores Report - Main Survey**

Comparison Group: Large Colleges in the 2022 Cohort\*

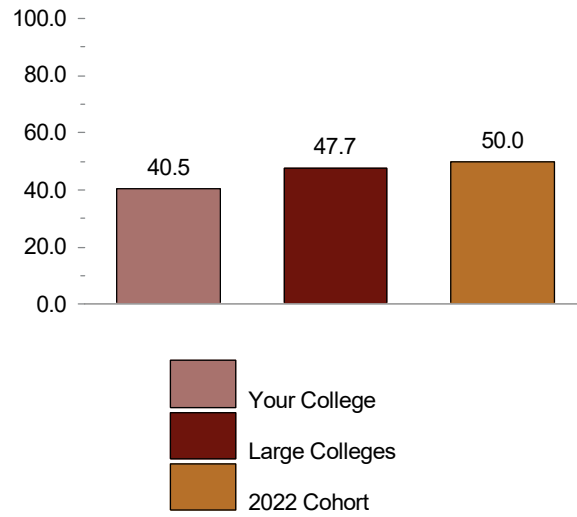
Entering Students Only

[Weighted]

	Your College	Large Colleges		2022 Cohort	
Benchmark	Score	Score	Difference	Score	Difference
Early Connections	40.5	47.7	-7.2	50.0	-9.5
High Expectations and Aspirations	38.3	49.2	-10.9	50.0	-11.7
Clear Academic Plan and Pathway	35.1	47.2	-12.2	50.0	-14.9
Effective Track to College Readiness	39.4	49.0	-9.5	50.0	-10.6
Engaged Learning	58.6	50.2	8.4	50.0	8.6
Academic and Social Support Network	51.8	49.2	2.7	50.0	1.8

\* The comparison group and cohort columns on this page INCLUDE your college.

**Survey of Entering Student Engagement**  
**Los Medanos College (2022 Administration)**  
**2022 Benchmark Bar Chart - Main Survey**  
 Comparison Group: Large Colleges in the 2022 Cohort\*  
 Entering Students Only  
 [Weighted]  
 Early Connections (EARLYCON)



\* The comparison group and cohort bars on this page INCLUDE your college.

**Survey of Entering Student Engagement - Los Medanos College (2022 Administration)**

**2022 Benchmark Means Report - Main Survey**

Comparison Group: Large Colleges in the 2022 Cohort\*

Entering Students Only

[Weighted]

Early Connections (EARLYCON)

		Your College	Large Colleges		2022 Cohort	
Item	Variable	Mean	Mean	Effect Size**	Mean	Effect Size**
Item 18: Think about your experiences from the time of your decision to attend this college through the end of the first three weeks of your first semester/quarter.						
1 = Strongly disagree, 2 = Disagree, 3 = Neutral, 4 = Agree, 5 = Strongly agree						
18a. The very first time I came to this college I felt welcome [EARLYCON]	WELCOME	4.03	4.09		4.13	
18i. The college provided me with adequate information about financial assistance (scholarships, grants, loans, etc.) [EARLYCON]	FAINFO	3.47	3.61		3.65	
18j. A college staff member helped me determine whether I qualified for financial assistance [EARLYCON]	QUALFA	2.72	3.10	-0.31**	3.21	-0.40**
18p. At least one college staff member (other than an instructor) learned my name [EARLYCON]	CSTAFNAM	3.30	3.31		3.41	
One or more items in this benchmark are not suited to means calculations. Please see the Frequency Distribution that follows for these items.						

\* The comparison group and cohort columns on this page EXCLUDE your college.

\*\* T-test: 2-tailed

If a row contains less than 50 respondents, interpret the comparison results cautiously.

**Survey of Entering Student Engagement - Los Medanos College (2022 Administration)**  
**2022 Benchmark Frequency Distributions - Main Survey**

Comparison Group: Large Colleges in the 2022 Cohort\*

Entering Students Only

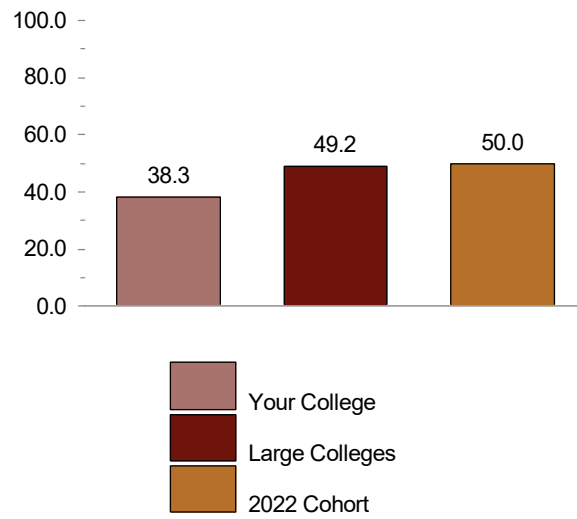
[Weighted]

Early Connections (EARLYCON)

			Your College		Large Colleges		2022 Cohort	
Item	Variable	Responses	Count	Percent	Count	Percent	Count	Percent
Item 18: Think about your experiences from the time of your decision to attend this college through the end of the first three weeks of your first semester/quarter.								
18a. The very first time I came to this college I felt welcome [EARLYCON]	WELCOME	Strongly disagree	0	N/A	48	0.5	144	0.5
		Disagree	1	0.3	114	1.3	369	1.2
		Neutral	62	29.0	1,757	20.1	6,121	19.6
		Agree	79	37.5	3,870	44.3	13,129	42.1
		Strongly agree	70	33.1	2,942	33.7	11,435	36.7
		Total	212	100.0	8,732	100.0	31,198	100.0
18i. The college provided me with adequate information about financial assistance (scholarships, grants, loans, etc.) [EARLYCON]	FAINFO	Strongly disagree	8	4.1	396	4.5	1,283	4.1
		Disagree	28	13.7	989	11.4	3,454	11.1
		Neutral	64	30.9	2,264	26.0	7,919	25.5
		Agree	69	33.6	3,001	34.5	10,644	34.2
		Strongly agree	36	17.6	2,056	23.6	7,794	25.1
		Total	206	100.0	8,706	100.0	31,093	100.0
18j. A college staff member helped me determine whether I qualified for financial assistance [EARLYCON]	QUALFA	Strongly disagree	24	11.9	819	9.5	2,593	8.4
		Disagree	71	34.8	2,240	25.9	7,221	23.3
		Neutral	59	28.9	2,301	26.6	8,157	26.3
		Agree	37	17.8	1,858	21.4	7,203	23.2
		Strongly agree	14	6.6	1,445	16.7	5,820	18.8
		Total	205	100.0	8,663	100.0	30,995	100.0
18p. At least one college staff member (other than an instructor) learned my name [EARLYCON]	CSTAFNAM	Strongly disagree	24	11.6	982	11.3	3,033	9.8
		Disagree	46	22.1	1,745	20.1	5,589	18.0
		Neutral	35	16.8	1,752	20.2	6,286	20.3
		Agree	49	23.6	2,050	23.6	7,939	25.6
		Strongly agree	53	26.0	2,156	24.8	8,174	26.3
		Total	206	100.0	8,685	100.0	31,022	100.0
Item 23								
23. Was a specific person assigned to you so you could see him/her each time you needed information or assistance? [EARLYCON]	ASNPERS	Yes	47	22.6	3,163	37.9	12,287	41.0
		No	159	77.4	5,192	62.1	17,687	59.0
		Total	206	100.0	8,355	100.0	29,974	100.0

\* The comparison group and cohort columns on this page EXCLUDE your college.  
Please see Table 1 for unweighted sample and population values of demographic items.

**Survey of Entering Student Engagement**  
**Los Medanos College (2022 Administration)**  
**2022 Benchmark Bar Chart - Main Survey**  
 Comparison Group: Large Colleges in the 2022 Cohort\*  
 Entering Students Only  
 [Weighted]  
 High Expectations and Aspirations (HIEXPECT)



\* The comparison group and cohort bars on this page INCLUDE your college.

**Survey of Entering Student Engagement - Los Medanos College (2022 Administration)**

**2022 Benchmark Means Report - Main Survey**

Comparison Group: Large Colleges in the 2022 Cohort\*

Entering Students Only

[Weighted]

High Expectations and Aspirations (HIEXPECT)

		Your College	Large Colleges		2022 Cohort	
Item	Variable	Mean	Mean	Effect Size**	Mean	Effect Size**
Item 18: Think about your experiences from the time of your decision to attend this college through the end of the first three weeks of your first semester/quarter.						
1 = Strongly disagree, 2 = Disagree, 3 = Neutral, 4 = Agree, 5 = Strongly agree						
18b. The instructors at this college want me to succeed [HIEXPECT]	WNTSCCD	4.31	4.30		4.35	
18t. I have the motivation to do what it takes to succeed in college [HIEXPECT]	ITTAKES	4.08	4.23		4.25	
18u. I am prepared academically to succeed in college [HIEXPECT]	ACPRPRD	4.03	4.21		4.22	
Item 19: During the first three weeks of your first semester/quarter at this college, about how often did you do the following?						
1 = Never, 2 = Once, 3 = Two or three times, 4 = Four or more times						
19c. Turn in an assignment late [HIEXPECT]	LATETURN	2.24	1.70	0.64**	1.74	0.59**
19d. Not turn in an assignment [HIEXPECT]	NOTTURN	1.78	1.50	0.36**	1.51	0.34**
19f. Come to class without completing readings or assignments [HIEXPECT]	NOTCOMPL	1.90	1.59	0.37**	1.59	0.38**
19s. Skip class [HIEXPECT]	SKIPCL	1.43	1.28	0.24**	1.28	0.25**

\* The comparison group and cohort columns on this page EXCLUDE your college.

\*\* T-test: 2-tailed

If a row contains less than 50 respondents, interpret the comparison results cautiously.

**Survey of Entering Student Engagement - Los Medanos College (2022 Administration)**  
**2022 Benchmark Frequency Distributions - Main Survey**

Comparison Group: Large Colleges in the 2022 Cohort\*

Entering Students Only

[Weighted]

High Expectations and Aspirations (HIEEXPECT)

			Your College		Large Colleges		2022 Cohort	
Item	Variable	Responses	Count	Percent	Count	Percent	Count	Percent
Item 18: Think about your experiences from the time of your decision to attend this college through the end of the first three weeks of your first semester/quarter.								
18b. The instructors at this college want me to succeed [HIEEXPECT]	WNTSCCD	Strongly disagree	0	N/A	23	0.3	76	0.2
		Disagree	3	1.4	65	0.8	199	0.6
		Neutral	19	9.1	976	11.2	3,188	10.3
		Agree	99	46.5	3,807	43.8	13,014	41.9
		Strongly agree	91	43.0	3,825	44.0	14,576	46.9
		Total	212	100.0	8,697	100.0	31,053	100.0
18t. I have the motivation to do what it takes to succeed in college [HIEEXPECT]	ITTAKES	Strongly disagree	0	N/A	91	1.0	297	1.0
		Disagree	9	4.6	221	2.5	766	2.5
		Neutral	42	20.3	1,189	13.7	4,146	13.4
		Agree	77	37.5	3,280	37.7	11,501	37.0
		Strongly agree	78	37.7	3,910	45.0	14,332	46.2
		Total	207	100.0	8,691	100.0	31,043	100.0
18u. I am prepared academically to succeed in college [HIEEXPECT]	ACPRPRD	Strongly disagree	3	1.4	70	0.8	226	0.7
		Disagree	12	5.6	203	2.3	644	2.1
		Neutral	36	17.3	1,293	14.8	4,681	15.1
		Agree	83	39.8	3,440	39.5	12,163	39.1
		Strongly agree	75	35.9	3,704	42.5	13,376	43.0
		Total	209	100.0	8,709	100.0	31,091	100.0
Item 19: During the first three weeks of your first semester/quarter at this college, about how often did you do the following?								
19c. Turn in an assignment late [HIEEXPECT]	LATETURN	Never	63	30.8	4,608	52.4	15,782	50.3
		Once	56	27.3	2,547	29.0	9,335	29.8
		Two or three times	59	28.5	1,294	14.7	5,024	16.0
		Four or more times	27	13.3	338	3.9	1,228	3.9
		Total	206	100.0	8,787	100.0	31,370	100.0
19d. Not turn in an assignment [HIEEXPECT]	NOTTURN	Never	117	58.6	5,680	65.4	20,266	65.3
		Once	30	15.1	1,910	22.0	6,684	21.5
		Two or three times	32	15.9	863	9.9	3,120	10.1
		Four or more times	21	10.4	238	2.7	968	3.1
		Total	200	100.0	8,690	100.0	31,038	100.0
19f. Come to class without completing readings or assignments [HIEEXPECT]	NOTCOMPL	Never	87	42.6	5,272	60.2	18,874	60.3
		Once	62	30.3	2,151	24.6	7,680	24.5
		Two or three times	45	21.8	985	11.3	3,584	11.5
		Four or more times	11	5.4	350	4.0	1,154	3.7
		Total	205	100.0	8,758	100.0	31,292	100.0

\* The comparison group and cohort columns on this page EXCLUDE your college.

Please see Table 1 for unweighted sample and population values of demographic items.

**Survey of Entering Student Engagement - Los Medanos College (2022 Administration)**

**2022 Benchmark Frequency Distributions - Main Survey**

Comparison Group: Large Colleges in the 2022 Cohort\*

Entering Students Only

[Weighted]

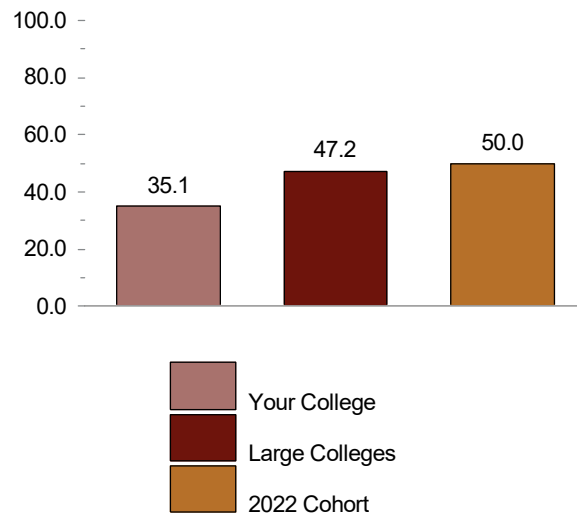
High Expectations and Aspirations (HIEEXPECT)

			Your College		Large Colleges		2022 Cohort	
Item	Variable	Responses	Count	Percent	Count	Percent	Count	Percent
Item 19: During the first three weeks of your first semester/quarter at this college, about how often did you do the following?								
19s. Skip class [HIEEXPECT]	SKIPCL	Never	153	73.4	7,007	80.1	25,141	80.5
		Once	27	13.1	1,115	12.7	3,937	12.6
		Two or three times	22	10.5	528	6.0	1,746	5.6
		Four or more times	6	3.0	104	1.2	419	1.3
		Total	208	100.0	8,754	100.0	31,243	100.0

\* The comparison group and cohort columns on this page EXCLUDE your college.  
Please see Table 1 for unweighted sample and population values of demographic items.



**Survey of Entering Student Engagement**  
**Los Medanos College (2022 Administration)**  
**2022 Benchmark Bar Chart - Main Survey**  
Comparison Group: Large Colleges in the 2022 Cohort\*  
Entering Students Only  
[Weighted]  
Clear Academic Plan and Pathway (ACADPLAN)



\* The comparison group and cohort bars on this page INCLUDE your college.

**Survey of Entering Student Engagement - Los Medanos College (2022 Administration)**

**2022 Benchmark Means Report - Main Survey**

Comparison Group: Large Colleges in the 2022 Cohort\*

Entering Students Only

[Weighted]

Clear Academic Plan and Pathway (ACADPLAN)

		Your College	Large Colleges		2022 Cohort	
Item	Variable	Mean	Mean	Effect Size**	Mean	Effect Size**
Item 18: Think about your experiences from the time of your decision to attend this college through the end of the first three weeks of your first semester/quarter.						
1 = Strongly disagree, 2 = Disagree, 3 = Neutral, 4 = Agree, 5 = Strongly agree						
18d. I was able to meet with an academic advisor at times convenient for me [ACADPLAN]	AACONTIM	3.31	3.92	-0.62**	3.95	-0.66**
18e. An advisor helped me to select a course of study, program, or major [ACADPLAN]	AASELMAJ	3.27	3.85	-0.52**	3.91	-0.59**
18f. An advisor helped me to set academic goals and to create a plan for achieving them [ACADPLAN]	ACADGOAL	3.13	3.47	-0.30**	3.54	-0.36**
18g. An advisor helped me to identify the courses I needed to take during my first semester/quarter [ACADPLAN]	CRSADV	3.47	4.04	-0.55**	4.08	-0.61**
18h. A college staff member talked with me about my commitments outside of school (work, children, dependents, etc.) to help me figure out how many courses to take [ACADPLAN]	OSCOMM	2.72	2.92		3.03	-0.25**

\* The comparison group and cohort columns on this page EXCLUDE your college.

\*\* T-test: 2-tailed

If a row contains less than 50 respondents, interpret the comparison results cautiously.

**Survey of Entering Student Engagement - Los Medanos College (2022 Administration)**  
**2022 Benchmark Frequency Distributions - Main Survey**

Comparison Group: Large Colleges in the 2022 Cohort\*

Entering Students Only

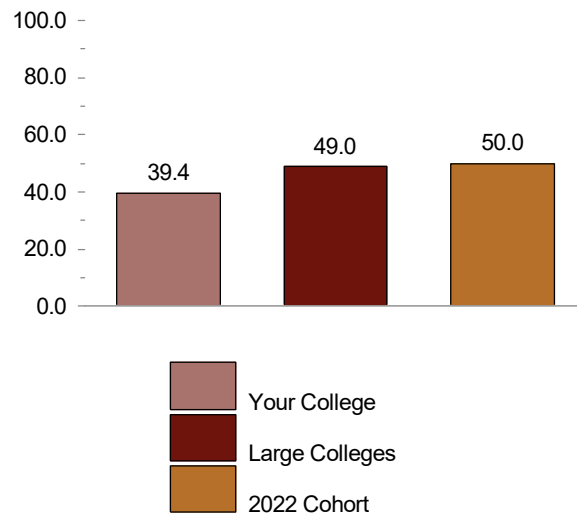
[Weighted]

Clear Academic Plan and Pathway (ACADPLAN)

			Your College		Large Colleges		2022 Cohort	
Item	Variable	Responses	Count	Percent	Count	Percent	Count	Percent
Item 18: Think about your experiences from the time of your decision to attend this college through the end of the first three weeks of your first semester/quarter.								
18d. I was able to meet with an academic advisor at times convenient for me [ACADPLAN]	AACONTIM	Strongly disagree	16	7.6	181	2.1	618	2.0
		Disagree	27	12.8	500	5.7	1,672	5.4
		Neutral	71	33.9	1,946	22.4	6,675	21.5
		Agree	67	31.8	3,296	37.9	11,677	37.7
		Strongly agree	29	13.9	2,766	31.8	10,359	33.4
		Total	210	100.0	8,687	100.0	31,002	100.0
18e. An advisor helped me to select a course of study, program, or major [ACADPLAN]	AASELMAJ	Strongly disagree	23	11.2	361	4.1	1,132	3.6
		Disagree	50	24.6	844	9.7	2,800	9.0
		Neutral	25	12.4	1,592	18.3	5,291	17.0
		Agree	61	29.9	2,861	32.9	10,333	33.2
		Strongly agree	45	21.9	3,049	35.0	11,558	37.1
		Total	205	100.0	8,708	100.0	31,114	100.0
18f. An advisor helped me to set academic goals and to create a plan for achieving them [ACADPLAN]	ACADGOAL	Strongly disagree	18	8.9	477	5.5	1,476	4.8
		Disagree	59	28.4	1,373	15.8	4,538	14.6
		Neutral	47	22.8	2,436	28.1	8,617	27.8
		Agree	43	20.6	2,342	27.0	8,461	27.3
		Strongly agree	40	19.4	2,054	23.7	7,905	25.5
		Total	208	100.0	8,682	100.0	30,999	100.0
18g. An advisor helped me to identify the courses I needed to take during my first semester/quarter [ACADPLAN]	CRSADV	Strongly disagree	24	11.4	297	3.4	885	2.8
		Disagree	34	16.0	539	6.2	1,787	5.7
		Neutral	30	14.4	1,156	13.3	4,045	13.0
		Agree	64	30.4	3,276	37.6	11,545	37.1
		Strongly agree	58	27.7	3,434	39.5	12,824	41.3
		Total	209	100.0	8,702	100.0	31,086	100.0
18h. A college staff member talked with me about my commitments outside of school (work, children, dependents, etc.) to help me figure out how many courses to take [ACADPLAN]	OSCOMM	Strongly disagree	35	16.9	1,076	12.4	3,365	10.8
		Disagree	68	33.0	2,590	29.8	8,428	27.1
		Neutral	46	22.2	2,255	25.9	8,253	26.6
		Agree	34	16.5	1,544	17.7	6,068	19.5
		Strongly agree	23	11.3	1,236	14.2	4,937	15.9
		Total	205	100.0	8,700	100.0	31,053	100.0

\* The comparison group and cohort columns on this page EXCLUDE your college.  
Please see Table 1 for unweighted sample and population values of demographic items.

**Survey of Entering Student Engagement**  
**Los Medanos College (2022 Administration)**  
**2022 Benchmark Bar Chart - Main Survey**  
Comparison Group: Large Colleges in the 2022 Cohort\*  
Entering Students Only  
[Weighted]  
Effective Track to College Readiness (COLLREAD)



\* The comparison group and cohort bars on this page INCLUDE your college.

**Survey of Entering Student Engagement - Los Medanos College (2022 Administration)**

**2022 Benchmark Means Report - Main Survey**

Comparison Group: Large Colleges in the 2022 Cohort\*

Entering Students Only

[Weighted]

Effective Track to College Readiness (COLLREAD)

		Your College	Large Colleges		2022 Cohort	
Item	Variable	Mean	Mean	Effect Size**	Mean	Effect Size**
Item 21: Think about your experiences from the time of your decision to attend this college through the end of the first three weeks of your first semester/quarter. Within a class, or through another experience at this college:						
1 = Strongly disagree, 2 = Disagree, 3 = Neutral, 4 = Agree, 5 = Strongly agree						
21a. I learned to improve my study skills (listening, note taking, highlighting readings, working with others, etc.) [COLLREAD]	LNDSTUDY	3.95	4.00		4.02	
21b. I learned to understand my academic strengths and weaknesses [COLLREAD]	LNDACAWK	3.94	3.98		4.01	
21c. I learned skills and strategies to improve my test-taking ability [COLLREAD]	LNDKLLS	3.46	3.64		3.70	-0.23**
One or more items in this benchmark are not suited to means calculations. Please see the Frequency Distribution that follows for these items.						

\* The comparison group and cohort columns on this page EXCLUDE your college.

\*\* T-test: 2-tailed

If a row contains less than 50 respondents, interpret the comparison results cautiously.

**Survey of Entering Student Engagement - Los Medanos College (2022 Administration)**  
**2022 Benchmark Frequency Distributions - Main Survey**

Comparison Group: Large Colleges in the 2022 Cohort\*

Entering Students Only

[Weighted]

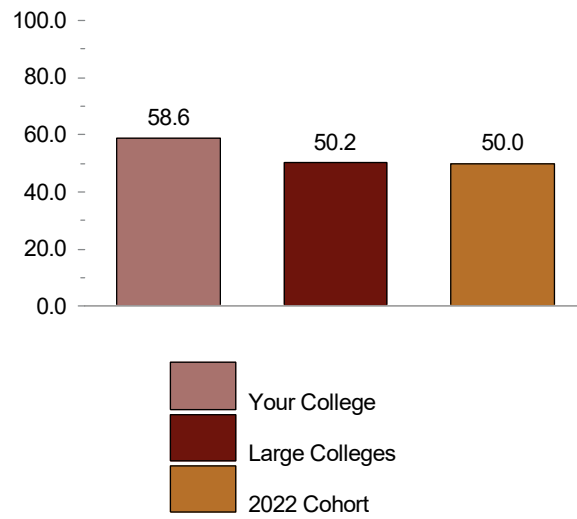
Effective Track to College Readiness (COLLREAD)

			Your College		Large Colleges		2022 Cohort	
Item	Variable	Responses	Count	Percent	Count	Percent	Count	Percent
Item 12: Think about your experiences from the time of your decision to attend this college through the end of the first three weeks of your first semester/quarter.								
12a. Before I could register for classes, I was required to take a placement test (COMPASS, ASSET, ACCUPLACER, SAT, ACT, etc.) to assess my skills in reading, writing, and/or math [COLLREAD]	REQPTST	Yes	65	32.1	4,377	51.6	15,362	50.7
		No	138	67.9	4,100	48.4	14,913	49.3
		Total	203	100.0	8,477	100.0	30,275	100.0
12b. I took a placement test (COMPASS, ASSET, ACCUPLACER, SAT, ACT, etc.) [COLLREAD]	TKPTST	Yes	70	35.2	5,173	61.9	17,839	60.2
		No	128	64.8	3,179	38.1	11,785	39.8
		Total	197	100.0	8,352	100.0	29,625	100.0
Item 14								
14. This college required me to enroll in classes indicated by my placement test scores during my first semester/quarter [COLLREAD]	REQCLASS	Yes	58	32.6	2,887	41.9	10,889	44.1
		No	121	67.4	4,004	58.1	13,812	55.9
		Total	179	100.0	6,890	100.0	24,701	100.0
Item 21: Think about your experiences from the time of your decision to attend this college through the end of the first three weeks of your first semester/quarter. Within a class, or through another experience at this college:								
21a. I learned to improve my study skills (listening, note taking, highlighting readings, working with others, etc.) [COLLREAD]	LNDSTUDY	Strongly disagree	5	2.5	150	1.8	525	1.7
		Disagree	8	4.1	370	4.3	1,255	4.1
		Neutral	41	19.7	1,665	19.5	5,873	19.2
		Agree	89	43.0	3,515	41.2	12,364	40.4
		Strongly agree	63	30.7	2,825	33.1	10,573	34.6
		Total	206	100.0	8,525	100.0	30,591	100.0
21b. I learned to understand my academic strengths and weaknesses [COLLREAD]	LNDACAWK	Strongly disagree	1	0.3	123	1.4	394	1.3
		Disagree	5	2.7	327	3.8	1,092	3.6
		Neutral	54	26.0	1,748	20.5	6,208	20.3
		Agree	93	45.1	3,684	43.3	13,065	42.8
		Strongly agree	53	25.9	2,634	30.9	9,785	32.0
		Total	206	100.0	8,515	100.0	30,543	100.0
21c. I learned skills and strategies to improve my test-taking ability [COLLREAD]	LNDKLLS	Strongly disagree	10	5.0	273	3.2	851	2.8
		Disagree	21	10.1	853	10.0	2,852	9.3
		Neutral	73	35.9	2,590	30.4	8,986	29.4
		Agree	66	32.1	2,715	31.9	9,814	32.1
		Strongly agree	35	16.9	2,074	24.4	8,036	26.3
		Total	205	100.0	8,506	100.0	30,538	100.0

\* The comparison group and cohort columns on this page EXCLUDE your college.

Please see Table 1 for unweighted sample and population values of demographic items.

**Survey of Entering Student Engagement**  
**Los Medanos College (2022 Administration)**  
**2022 Benchmark Bar Chart - Main Survey**  
Comparison Group: Large Colleges in the 2022 Cohort\*  
Entering Students Only  
[Weighted]  
Engaged Learning (ENGAGLRN)



\* The comparison group and cohort bars on this page INCLUDE your college.

**Survey of Entering Student Engagement - Los Medanos College (2022 Administration)**  
**2022 Benchmark Means Report - Main Survey**

Comparison Group: Large Colleges in the 2022 Cohort\*

Entering Students Only

[Weighted]

Engaged Learning (ENGAGLRN)

		Your College	Large Colleges		2022 Cohort	
Item	Variable	Mean	Mean	Effect Size**	Mean	Effect Size**
Item 19: During the first three weeks of your first semester/quarter at this college, about how often did you do the following?						
1 = Never, 2 = Once, 3 = Two or three times, 4 = Four or more times						
19a. Ask questions in class or contribute to class discussions [ENGAGLRN]	ASKQUES	2.80	2.86		2.84	
19b. Prepare at least two drafts of a paper or assignment before turning it in [ENGAGLRN]	PREPDRFT	2.05	2.12		2.11	
19e. Participate in supplemental instruction (extra class sessions with an instructor, tutor, or experienced student) [ENGAGLRN]	SUPINSTR	1.70	1.52		1.51	
19g. Work with other students on a project or assignment during class [ENGAGLRN]	PINCLASS	2.78	2.25	0.50**	2.23	0.54**
19h. Work with classmates outside of class on class projects or assignments [ENGAGLRN]	PREPOUTC	1.61	1.51		1.54	
19i. Participate in a required study group outside of class [ENGAGLRN]	GRPSTUDY	1.27	1.23		1.26	
19j. Participate in a student-initiated (not required) study group outside of class [ENGAGLRN]	NRGSTUDY	1.29	1.29		1.30	
19k. Use an electronic tool (e-mail, text messaging, Facebook, MySpace, class Web site, etc.) to communicate with another student about coursework [ENGAGLRN]	USEINTMG	2.41	2.13	0.25**	2.17	
19l. Use an electronic tool (e-mail, text messaging, Facebook, MySpace, class Web site, etc.) to communicate with an instructor about coursework [ENGAGLRN]	MAILFAC	2.70	2.51		2.54	
19m. Discuss an assignment or grade with an instructor [ENGAGLRN]	FACASSN	2.24	2.10		2.10	
19n. Ask for help from an instructor regarding questions or problems related to a class [ENGAGLRN]	CLASSREL	2.64	2.38	0.27**	2.38	0.27**
19o. Receive prompt written or oral feedback from instructors on your performance [ENGAGLRN]	FEEDBACK	2.93	2.59	0.33**	2.58	0.34**
19q. Discuss ideas from your readings or classes with instructors outside of class [ENGAGLRN]	FACIDOC	1.74	1.60		1.61	
Item 20.2: Think about your experiences from the time of your decision to attend this college through the end of the first three weeks of your first semester/quarter. How often did you use the following services?						
1 = Never, 2 = Once, 3 = Two or three times, 4 = Four or more times						
20.2d. Face-to-face tutoring [ENGAGLRN]	FFTUSE	1.48	1.30		1.28	0.29**
20.2f. Writing, math, or other skill lab [ENGAGLRN]	SKLABUSE	1.68	1.60		1.59	
20.2h. Computer lab [ENGAGLRN]	COMLBUSE	1.67	1.60		1.65	

\* The comparison group and cohort columns on this page EXCLUDE your college.

\*\* T-test: 2-tailed

If a row contains less than 50 respondents, interpret the comparison results cautiously.



**Survey of Entering Student Engagement - Los Medanos College (2022 Administration)**  
**2022 Benchmark Frequency Distributions - Main Survey**

Comparison Group: Large Colleges in the 2022 Cohort\*

Entering Students Only

[Weighted]

Engaged Learning (ENGAGLRN)

			Your College		Large Colleges		2022 Cohort	
Item	Variable	Responses	Count	Percent	Count	Percent	Count	Percent
Item 19: During the first three weeks of your first semester/quarter at this college, about how often did you do the following?								
19a. Ask questions in class or contribute to class discussions [ENGAGLRN]	ASKQUES	Never	13	6.3	813	9.2	2,896	9.2
		Once	59	28.0	1,815	20.6	6,854	21.8
		Two or three times	95	45.1	3,956	44.9	13,997	44.5
		Four or more times	44	20.6	2,228	25.3	7,730	24.6
		Total	212	100.0	8,812	100.0	31,477	100.0
19b. Prepare at least two drafts of a paper or assignment before turning it in [ENGAGLRN]	PREPDRFT	Never	74	36.7	2,839	32.5	10,064	32.2
		Once	59	28.9	2,727	31.2	10,093	32.3
		Two or three times	55	27.3	2,498	28.6	8,732	27.9
		Four or more times	14	7.1	680	7.8	2,368	7.6
		Total	203	100.0	8,744	100.0	31,256	100.0
19e. Participate in supplemental instruction (extra class sessions with an instructor, tutor, or experienced student) [ENGAGLRN]	SUPINSTR	Never	121	59.1	5,984	68.2	21,589	68.8
		Once	43	21.1	1,460	16.6	5,070	16.2
		Two or three times	21	10.3	918	10.5	3,281	10.5
		Four or more times	19	9.5	416	4.7	1,438	4.6
		Total	204	100.0	8,778	100.0	31,379	100.0
19g. Work with other students on a project or assignment during class [ENGAGLRN]	PINCLASS	Never	37	17.9	2,951	33.6	10,651	33.9
		Once	29	14.3	1,916	21.8	7,121	22.7
		Two or three times	81	39.2	2,657	30.3	9,497	30.3
		Four or more times	59	28.5	1,258	14.3	4,111	13.1
		Total	205	100.0	8,782	100.0	31,380	100.0
19h. Work with classmates outside of class on class projects or assignments [ENGAGLRN]	PREPOUTC	Never	129	63.1	6,100	69.6	21,055	67.3
		Once	37	18.2	1,282	14.6	5,028	16.1
		Two or three times	27	13.3	961	11.0	3,687	11.8
		Four or more times	11	5.5	420	4.8	1,518	4.9
		Total	204	100.0	8,763	100.0	31,288	100.0
19i. Participate in a required study group outside of class [ENGAGLRN]	GRPSTUDY	Never	173	84.5	7,513	85.7	26,292	83.8
		Once	15	7.3	675	7.7	2,647	8.4
		Two or three times	11	5.1	387	4.4	1,624	5.2
		Four or more times	6	3.1	189	2.2	794	2.5
		Total	205	100.0	8,764	100.0	31,356	100.0
19j. Participate in a student-initiated (not required) study group outside of class [ENGAGLRN]	NRGSTUDY	Never	163	82.1	7,164	82.0	25,512	81.8
		Once	20	9.9	824	9.4	2,969	9.5
		Two or three times	10	5.1	510	5.8	1,816	5.8
		Four or more times	6	2.8	244	2.8	897	2.9
		Total	199	100.0	8,741	100.0	31,194	100.0

\* The comparison group and cohort columns on this page EXCLUDE your college.  
Please see Table 1 for unweighted sample and population values of demographic items.

**Survey of Entering Student Engagement - Los Medanos College (2022 Administration)**  
**2022 Benchmark Frequency Distributions - Main Survey**

Comparison Group: Large Colleges in the 2022 Cohort\*

Entering Students Only

[Weighted]

Engaged Learning (ENGAGLRN)

			Your College		Large Colleges		2022 Cohort	
Item	Variable	Responses	Count	Percent	Count	Percent	Count	Percent
Item 19: During the first three weeks of your first semester/quarter at this college, about how often did you do the following?								
19k. Use an electronic tool (e-mail, text messaging, Facebook, MySpace, class Web site, etc.) to communicate with another student about coursework [ENGAGLRN]	USEINTMG	Never	62	29.6	3,767	42.9	12,719	40.6
		Once	49	23.7	1,682	19.2	6,336	20.2
		Two or three times	48	22.9	1,789	20.4	6,505	20.8
		Four or more times	50	23.8	1,547	17.6	5,787	18.5
		Total	208	100.0	8,786	100.0	31,346	100.0
19l. Use an electronic tool (e-mail, text messaging, Facebook, MySpace, class Web site, etc.) to communicate with an instructor about coursework [ENGAGLRN]	MAILFAC	Never	39	19.2	1,963	22.5	6,842	21.9
		Once	40	19.5	2,115	24.2	7,299	23.4
		Two or three times	69	33.9	2,870	32.8	10,344	33.1
		Four or more times	56	27.4	1,795	20.5	6,745	21.6
		Total	203	100.0	8,742	100.0	31,231	100.0
19m. Discuss an assignment or grade with an instructor [ENGAGLRN]	FACASSN	Never	59	28.0	2,858	32.5	10,331	33.0
		Once	66	31.6	2,843	32.4	10,186	32.5
		Two or three times	61	28.9	2,397	27.3	8,207	26.2
		Four or more times	24	11.5	682	7.8	2,613	8.3
		Total	210	100.0	8,780	100.0	31,338	100.0
19n. Ask for help from an instructor regarding questions or problems related to a class [ENGAGLRN]	CLASSREL	Never	39	18.8	2,036	23.2	7,201	23.0
		Once	41	19.6	2,537	28.9	9,218	29.5
		Two or three times	85	40.4	3,029	34.5	10,772	34.4
		Four or more times	44	21.2	1,166	13.3	4,085	13.1
		Total	209	100.0	8,769	100.0	31,276	100.0
19o. Receive prompt written or oral feedback from instructors on your performance [ENGAGLRN]	FEEDBACK	Never	23	10.8	1,726	19.7	6,266	20.1
		Once	39	18.6	1,942	22.2	7,368	23.6
		Two or three times	78	37.5	3,255	37.2	10,825	34.6
		Four or more times	69	33.2	1,836	21.0	6,792	21.7
		Total	208	100.0	8,760	100.0	31,250	100.0
19q. Discuss ideas from your readings or classes with instructors outside of class [ENGAGLRN]	FACIDOC	Never	122	58.8	5,594	64.0	19,852	63.5
		Once	38	18.2	1,535	17.6	5,644	18.1
		Two or three times	27	12.9	1,111	12.7	3,881	12.4
		Four or more times	21	10.1	504	5.8	1,876	6.0
		Total	208	100.0	8,745	100.0	31,254	100.0
Item 20.2: Think about your experiences from the time of your decision to attend this college through the end of the first three weeks of your first semester/quarter. How often did you use the following services?								
20.2d. Face-to-face tutoring [ENGAGLRN]	FFTUSE	Never	126	75.2	5,736	82.3	20,616	83.6
		Once	19	11.2	624	9.0	2,047	8.3
		Two or three times	7	4.4	354	5.1	1,147	4.7
		Four or more times	15	9.2	257	3.7	840	3.4
		Total	168	100.0	6,971	100.0	24,650	100.0

\* The comparison group and cohort columns on this page EXCLUDE your college.

Please see Table 1 for unweighted sample and population values of demographic items.

**Survey of Entering Student Engagement - Los Medanos College (2022 Administration)**  
**2022 Benchmark Frequency Distributions - Main Survey**

Comparison Group: Large Colleges in the 2022 Cohort\*

Entering Students Only

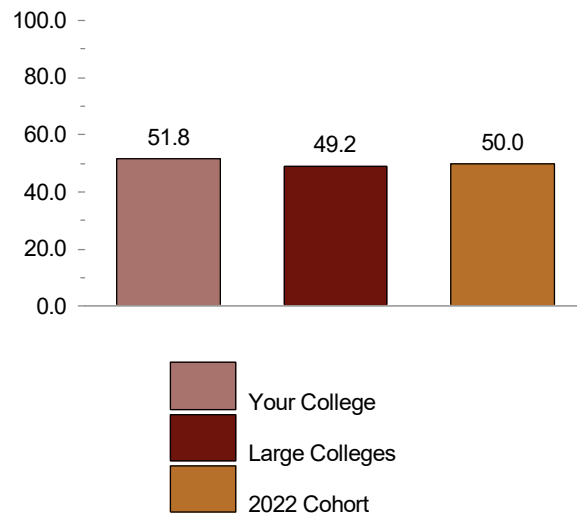
[Weighted]

Engaged Learning (ENGAGLRN)

			Your College		Large Colleges		2022 Cohort	
Item	Variable	Responses	Count	Percent	Count	Percent	Count	Percent
Item 20.2: Think about your experiences from the time of your decision to attend this college through the end of the first three weeks of your first semester/quarter. How often did you use the following services?								
20.2f. Writing, math, or other skill lab [ENGAGLRN]	SKLABUSE	Never	108	67.3	3,894	68.0	13,958	68.4
		Once	15	9.5	764	13.4	2,678	13.1
		Two or three times	18	11.0	533	9.3	1,947	9.5
		Four or more times	20	12.2	532	9.3	1,819	8.9
		Total	161	100.0	5,723	100.0	20,403	100.0
20.2h. Computer lab [ENGAGLRN]	COMLBUSE	Never	99	65.6	4,067	67.4	14,358	64.8
		Once	20	13.2	867	14.4	3,313	15.0
		Two or three times	16	10.4	565	9.4	2,396	10.8
		Four or more times	16	10.9	537	8.9	2,090	9.4
		Total	152	100.0	6,036	100.0	22,157	100.0

\* The comparison group and cohort columns on this page EXCLUDE your college.  
Please see Table 1 for unweighted sample and population values of demographic items.

**Survey of Entering Student Engagement**  
**Los Medanos College (2022 Administration)**  
**2022 Benchmark Bar Chart - Main Survey**  
Comparison Group: Large Colleges in the 2022 Cohort\*  
Entering Students Only  
[Weighted]  
Academic and Social Support (ACSOCSUP)



\* The comparison group and cohort bars on this page INCLUDE your college.

**Survey of Entering Student Engagement - Los Medanos College (2022 Administration)**

**2022 Benchmark Means Report - Main Survey**

Comparison Group: Large Colleges in the 2022 Cohort\*

Entering Students Only

[Weighted]

Academic and Social Support (ACSOCSUP)

		Your College	Large Colleges		2022 Cohort	
Item	Variable	Mean	Mean	Effect Size**	Mean	Effect Size**
Item 18: Think about your experiences from the time of your decision to attend this college through the end of the first three weeks of your first semester/quarter.						
1 = Strongly disagree, 2 = Disagree, 3 = Neutral, 4 = Agree, 5 = Strongly agree						
18l. All instructors clearly explained academic and student support services available at this college [ACSOCSUP]	RESOURCE	4.02	3.99		4.00	
18m. All instructors clearly explained course grading policies [ACSOCSUP]	GRADEPOL	4.36	4.30		4.31	
18n. All instructors clearly explained course syllabi (syllabuses) [ACSOCSUP]	SYLLABI	4.37	4.37		4.38	
18o. I knew how to get in touch with my instructors outside of class [ACSOCSUP]	FACMEET	4.39	4.38		4.36	
18q. At least one other student whom I didn't previously know learned my name [ACSOCSUP]	OSTUDNAM	3.96	3.93		3.92	
18r. At least one instructor learned my name [ACSOCSUP]	FACNAM	4.39	4.26		4.24	
18s. I learned the name of at least one other student in most of my classes [ACSOCSUP]	STUNAM	4.16	4.12		4.12	

\* The comparison group and cohort columns on this page EXCLUDE your college.

\*\* T-test: 2-tailed

If a row contains less than 50 respondents, interpret the comparison results cautiously.

**Survey of Entering Student Engagement - Los Medanos College (2022 Administration)**  
**2022 Benchmark Frequency Distributions - Main Survey**

Comparison Group: Large Colleges in the 2022 Cohort\*

Entering Students Only

[Weighted]

Academic and Social Support (ACSOCSUP)

			Your College		Large Colleges		2022 Cohort	
Item	Variable	Responses	Count	Percent	Count	Percent	Count	Percent
Item 18: Think about your experiences from the time of your decision to attend this college through the end of the first three weeks of your first semester/quarter.								
18l. All instructors clearly explained academic and student support services available at this college [ACSOCSUP]	RESOURCE	Strongly disagree	2	1.0	118	1.4	404	1.3
		Disagree	16	8.0	547	6.3	1,783	5.8
		Neutral	28	13.7	1,547	17.8	5,528	17.8
		Agree	86	42.0	3,557	41.0	12,831	41.4
		Strongly agree	72	35.3	2,903	33.5	10,456	33.7
		Total	204	100.0	8,672	100.0	31,002	100.0
18m. All instructors clearly explained course grading policies [ACSOCSUP]	GRADEPOL	Strongly disagree	0	N/A	53	0.6	174	0.6
		Disagree	4	2.0	198	2.3	648	2.1
		Neutral	18	8.7	790	9.1	2,827	9.1
		Agree	86	41.1	3,699	42.6	13,204	42.5
		Strongly agree	100	48.2	3,948	45.4	14,194	45.7
		Total	208	100.0	8,688	100.0	31,047	100.0
18n. All instructors clearly explained course syllabi (syllabuses) [ACSOCSUP]	SYLLABI	Strongly disagree	0	N/A	39	0.4	133	0.4
		Disagree	4	2.0	159	1.8	498	1.6
		Neutral	19	9.1	678	7.8	2,430	7.8
		Agree	81	39.1	3,462	39.9	12,436	40.1
		Strongly agree	104	49.9	4,348	50.1	15,524	50.0
		Total	208	100.0	8,686	100.0	31,021	100.0
18o. I knew how to get in touch with my instructors outside of class [ACSOCSUP]	FACMEET	Strongly disagree	0	N/A	38	0.4	156	0.5
		Disagree	7	3.5	154	1.8	532	1.7
		Neutral	12	5.8	625	7.2	2,480	8.0
		Agree	81	39.1	3,558	40.9	12,600	40.6
		Strongly agree	106	51.6	4,328	49.7	15,301	49.2
		Total	206	100.0	8,703	100.0	31,070	100.0
18q. At least one other student whom I didn't previously know learned my name [ACSOCSUP]	OSTUDNAM	Strongly disagree	14	6.7	407	4.7	1,437	4.6
		Disagree	14	6.6	715	8.2	2,645	8.5
		Neutral	29	14.1	1,306	15.0	4,718	15.2
		Agree	61	29.2	2,950	33.9	10,561	34.0
		Strongly agree	91	43.4	3,326	38.2	11,712	37.7
		Total	209	100.0	8,704	100.0	31,073	100.0
18r. At least one instructor learned my name [ACSOCSUP]	FACNAM	Strongly disagree	0	N/A	136	1.6	501	1.6
		Disagree	7	3.5	260	3.0	1,042	3.4
		Neutral	15	7.2	880	10.2	3,215	10.4
		Agree	73	35.8	3,351	38.7	11,854	38.3
		Strongly agree	110	53.6	4,025	46.5	14,316	46.3
		Total	204	100.0	8,652	100.0	30,929	100.0

\* The comparison group and cohort columns on this page EXCLUDE your college.  
Please see Table 1 for unweighted sample and population values of demographic items.

**Survey of Entering Student Engagement - Los Medanos College (2022 Administration)**  
**2022 Benchmark Frequency Distributions - Main Survey**

Comparison Group: Large Colleges in the 2022 Cohort\*

Entering Students Only

[Weighted]

Academic and Social Support (ACSOCSUP)

			Your College		Large Colleges		2022 Cohort	
Item	Variable	Responses	Count	Percent	Count	Percent	Count	Percent
Item 18: Think about your experiences from the time of your decision to attend this college through the end of the first three weeks of your first semester/quarter.								
18s. I learned the name of at least one other student in most of my classes [ACSOCSUP]	STUNAM	Strongly disagree	5	2.5	258	3.0	937	3.0
		Disagree	13	6.2	525	6.0	1,882	6.1
		Neutral	27	13.0	905	10.4	3,327	10.7
		Agree	60	28.8	3,241	37.3	11,426	36.8
		Strongly agree	103	49.5	3,766	43.3	13,508	43.5
		Total	209	100.0	8,696	100.0	31,080	100.0

\* The comparison group and cohort columns on this page EXCLUDE your college.  
Please see Table 1 for unweighted sample and population values of demographic items.