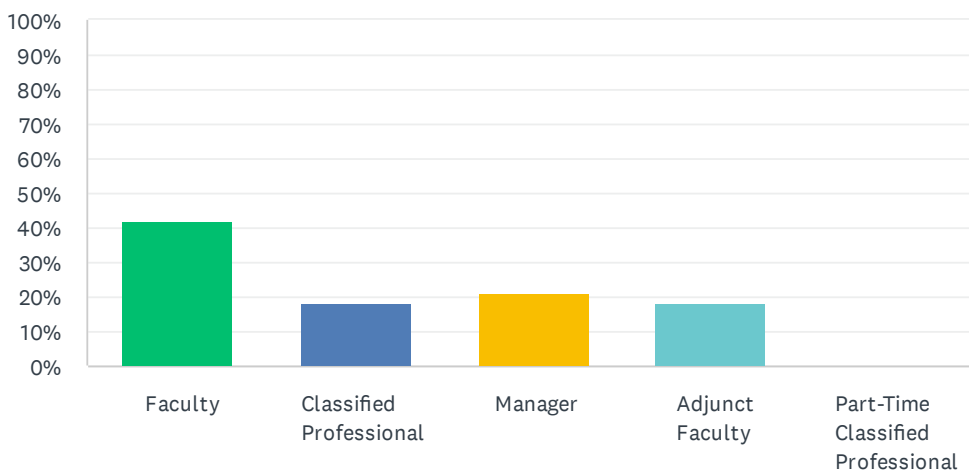


## Q1 What is your current position at Los Medanos College?

Answered: 86 Skipped: 0

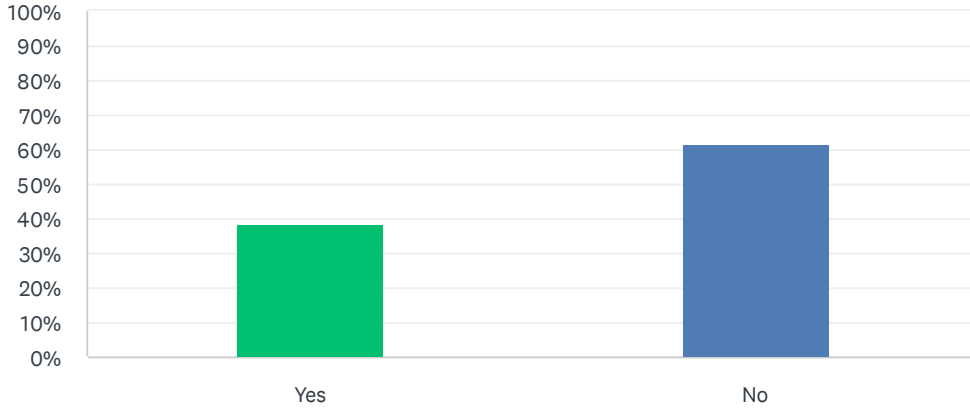


ANSWER CHOICES	RESPONSES	
Faculty (1)	41.86%	36
Classified Professional (2)	18.60%	16
Manager (3)	20.93%	18
Adjunct Faculty (4)	18.60%	16
Part-Time Classified Professional (5)	0.00%	0
<b>TOTAL</b>		<b>86</b>

BASIC STATISTICS				
Minimum	Maximum	Median	Mean	Standard Deviation
1.00	4.00	2.00	2.16	1.16

## Q2 Are you the department chair or program lead who completed the program review?

Answered: 86 Skipped: 0

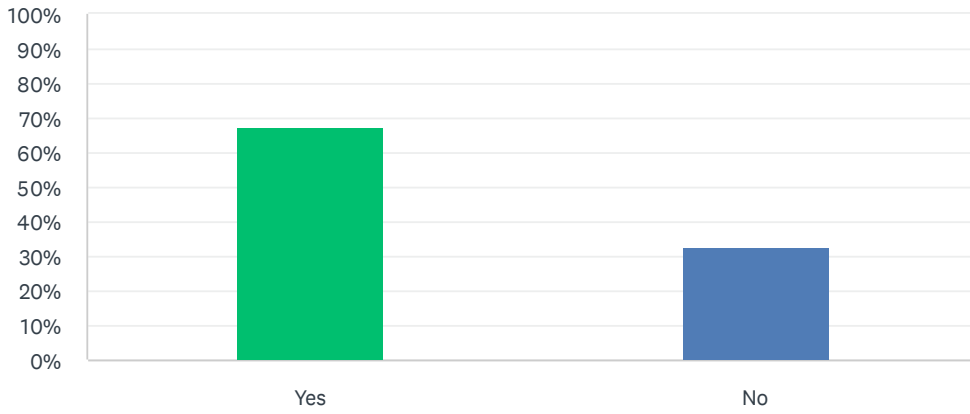


ANSWER CHOICES	RESPONSES	
Yes (1)	38.37%	33
No (2)	61.63%	53
<b>TOTAL</b>		<b>86</b>

BASIC STATISTICS				
Minimum	Maximum	Median	Mean	Standard Deviation
1.00	2.00	2.00	1.62	0.49

### Q3 Did you participate in/involvement in/contribute to Program Review?

Answered: 86 Skipped: 0



ANSWER CHOICES	RESPONSES
Yes (1)	67.44% 58
No (2)	32.56% 28
TOTAL	86

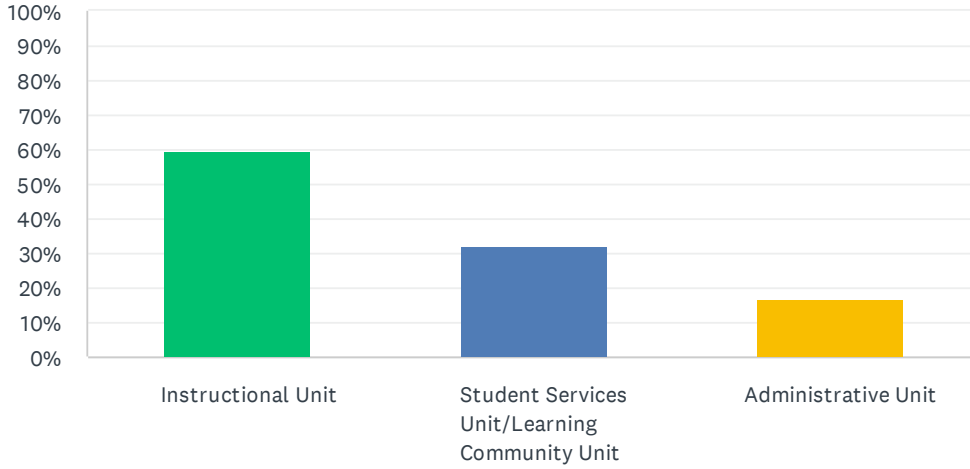
BASIC STATISTICS				
Minimum	Maximum	Median	Mean	Standard Deviation
1.00	2.00	1.00	1.33	0.47

**Q4 If you did not participate in, involved in, or contribute to program review, may you let us know why?**

Answered: 16 Skipped: 70

**Q5 Which unit(s) do you primarily work in? If you are doing more than one, please check all that apply.**

Answered: 47 Skipped: 39

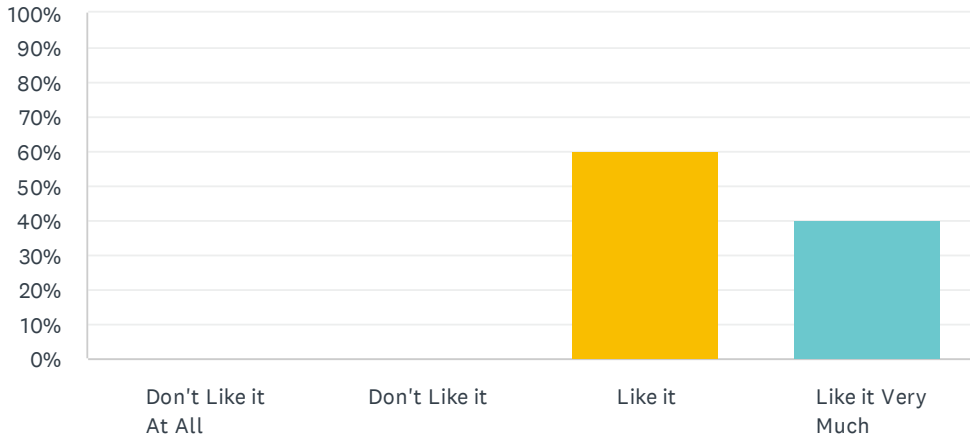


ANSWER CHOICES	RESPONSES	
Instructional Unit (1)	59.57%	28
Student Services Unit/Learning Community Unit (2)	31.91%	15
Administrative Unit (3)	17.02%	8
Total Respondents: 47		

BASIC STATISTICS				
Minimum	Maximum	Median	Mean	Standard Deviation
1.00	3.00	1.00	1.61	0.74

Q6 If you are not the Instructional Unit, please skip this question and go to the next question. If you are the Instructional Unit, to what degree do you like the "chunking"--each program review section has its own deadline. (i.e. Course Outline of Record and Assessment was due in September, Program Update was due in October, etc.)

Answered: 25 Skipped: 61

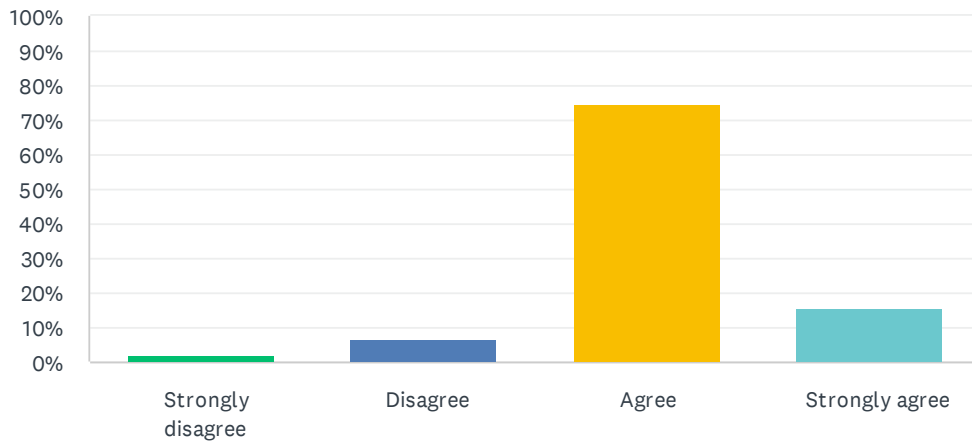


ANSWER CHOICES	RESPONSES	
Don't Like it At All (1)	0.00%	0
Don't Like it (2)	0.00%	0
Like it (3)	60.00%	15
Like it Very Much (4)	40.00%	10
<b>TOTAL</b>		<b>25</b>

BASIC STATISTICS				
Minimum	Maximum	Median	Mean	Standard Deviation
3.00	4.00	3.00	3.40	0.49

## Q7 The length of the Program Review Template is reasonable.

Answered: 44 Skipped: 42

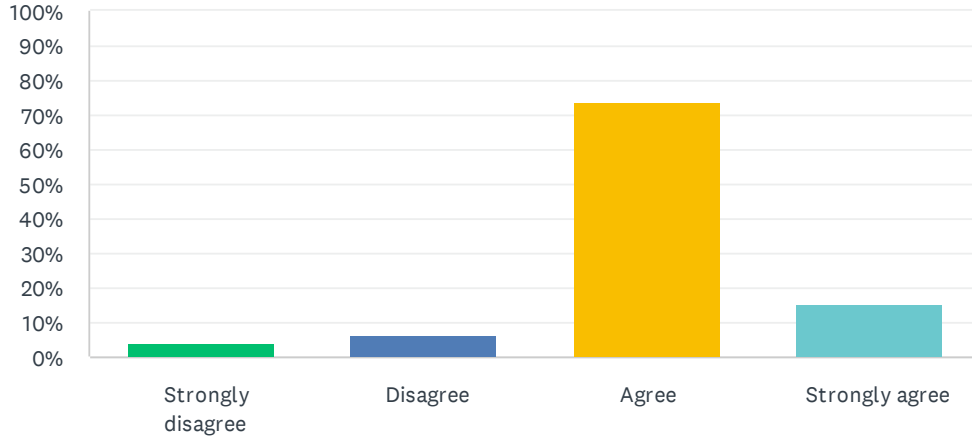


ANSWER CHOICES	RESPONSES
Strongly disagree (1)	2.27% 1
Disagree (2)	6.82% 3
Agree (3)	75.00% 33
Strongly agree (4)	15.91% 7
<b>TOTAL</b>	<b>44</b>

BASIC STATISTICS				
Minimum	Maximum	Median	Mean	Standard Deviation
1.00	4.00	3.00	3.05	0.56

## Q8 The questions included in the Program Review Template are reasonable, important and relevant.

Answered: 46 Skipped: 40



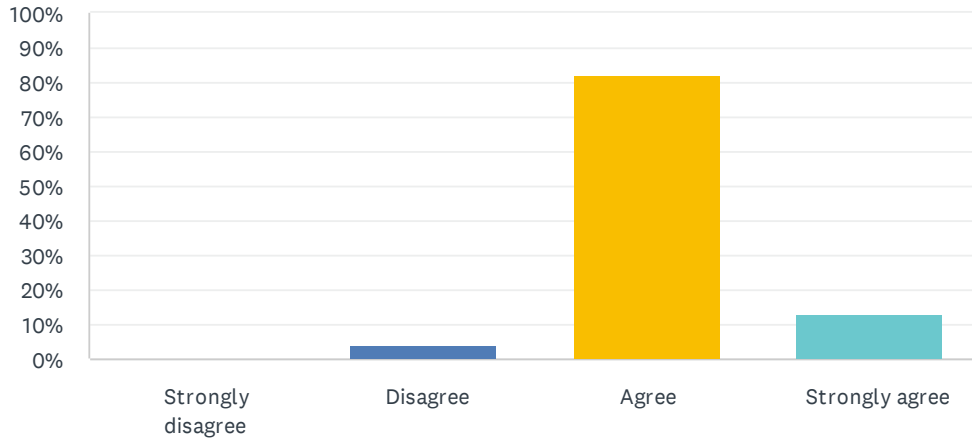
ANSWER CHOICES	RESPONSES
Strongly disagree (1)	4.35% 2
Disagree (2)	6.52% 3
Agree (3)	73.91% 34
Strongly agree (4)	15.22% 7
<b>TOTAL</b>	<b>46</b>

BASIC STATISTICS				
Minimum	Maximum	Median	Mean	Standard Deviation
1.00	4.00	3.00	3.00	0.63



## Q9 The Program Review timeline was reasonable and allowed programs/units enough time to collaborate and complete the task.

Answered: 45 Skipped: 41

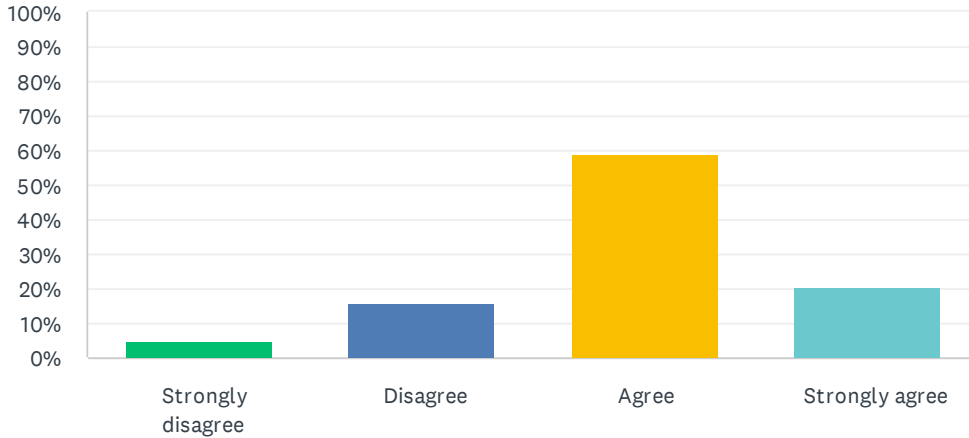


ANSWER CHOICES	RESPONSES	
Strongly disagree (1)	0.00%	0
Disagree (2)	4.44%	2
Agree (3)	82.22%	37
Strongly agree (4)	13.33%	6
<b>TOTAL</b>		<b>45</b>

BASIC STATISTICS				
Minimum	Maximum	Median	Mean	Standard Deviation
2.00	4.00	3.00	3.09	0.41

## Q10 The Program Review process was reasonable and provided departments with easy access to Course Offerings, COORS, Assessment Status, Tableau Report (Enrollment, Course Success, and Degree/Certificate).

Answered: 44   Skipped: 42

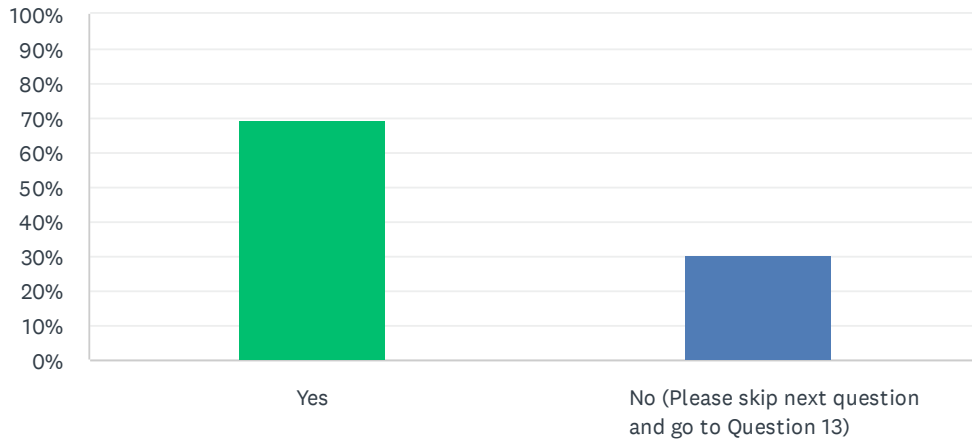


ANSWER CHOICES	RESPONSES
Strongly disagree (1)	4.55%      2
Disagree (2)	15.91%      7
Agree (3)	59.09%      26
Strongly agree (4)	20.45%      9
<b>TOTAL</b>	<b>44</b>

BASIC STATISTICS				
Minimum	Maximum	Median	Mean	Standard Deviation
1.00	4.00	3.00	2.95	0.74

## Q11 Have you participated in the program review training session?

Answered: 46 Skipped: 40

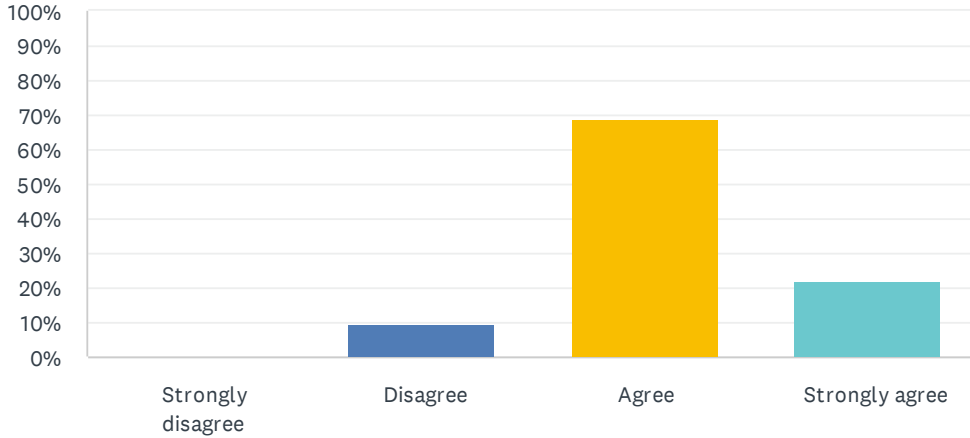


ANSWER CHOICES	RESPONSES	
Yes (1)	69.57%	32
No (Please skip next question and go to Question 13) (2)	30.43%	14
TOTAL		46

BASIC STATISTICS				
Minimum	Maximum	Median	Mean	Standard Deviation
1.00	2.00	1.00	1.30	0.46

## Q12 The Program Review training (every Friday) was helpful, expectations and information provided was clear and easy to understand.

Answered: 32 Skipped: 54

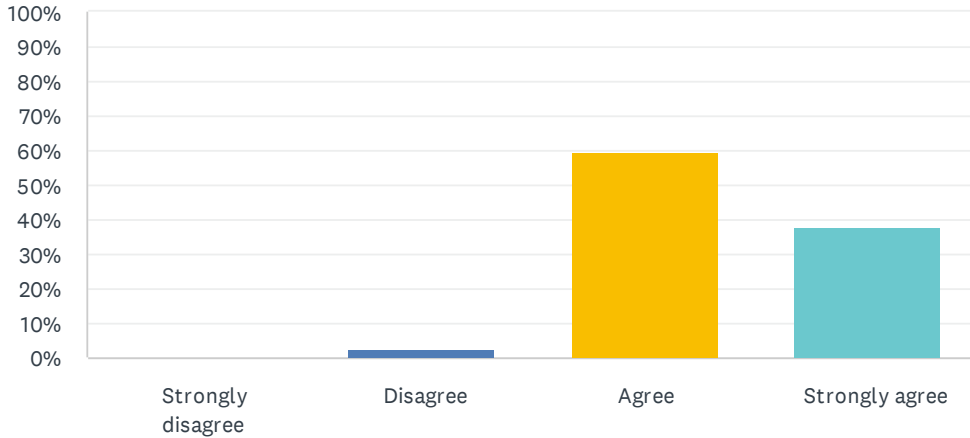


ANSWER CHOICES	RESPONSES
Strongly disagree (1)	0.00% 0
Disagree (2)	9.38% 3
Agree (3)	68.75% 22
Strongly agree (4)	21.88% 7
<b>TOTAL</b>	<b>32</b>

BASIC STATISTICS				
Minimum	Maximum	Median	Mean	Standard Deviation
2.00	4.00	3.00	3.13	0.54

**Q13 The Program Review training materials (i.e., videos, written instruction, etc. on the Program Review Year 5 Update website) were helpful, expectations and information provided was clear and easy to understand.**

Answered: 37 Skipped: 49

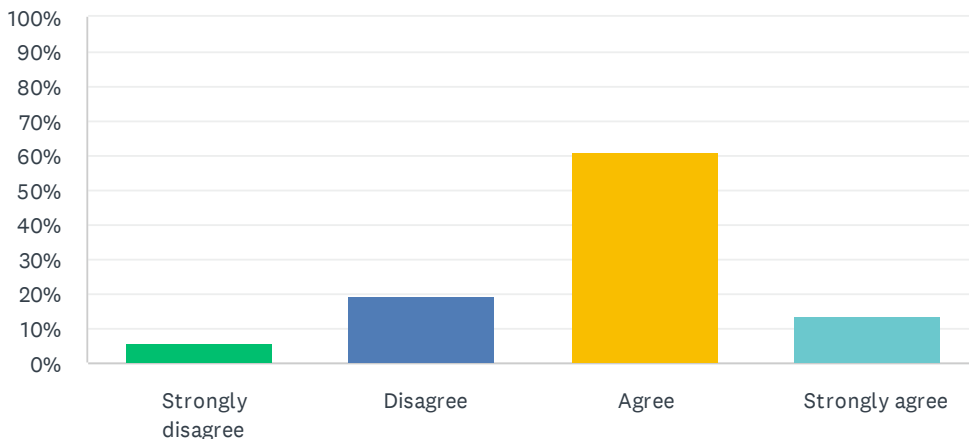


ANSWER CHOICES	RESPONSES
Strongly disagree (1)	0.00% 0
Disagree (2)	2.70% 1
Agree (3)	59.46% 22
Strongly agree (4)	37.84% 14
<b>TOTAL</b>	<b>37</b>

BASIC STATISTICS				
Minimum	Maximum	Median	Mean	Standard Deviation
2.00	4.00	3.00	3.35	0.53

## Q14 The feedback from your supervisor, dean, and/or vice presidents on your Program Review was helpful.

Answered: 36 Skipped: 50



ANSWER CHOICES	RESPONSES
Strongly disagree (1)	5.56% 2
Disagree (2)	19.44% 7
Agree (3)	61.11% 22
Strongly agree (4)	13.89% 5
<b>TOTAL</b>	<b>36</b>

BASIC STATISTICS				
Minimum	Maximum	Median	Mean	Standard Deviation
1.00	4.00	3.00	2.83	0.73

## Q15 What is the most valuable aspect of Program Review? Recommendations?

Answered: 21 Skipped: 65

## Q16 What is the drawback to Program Review? Recommendations?

Answered: 23 Skipped: 63



**Q17 If you can share with us one lesson learned or takeaway, what would it be?**

Answered: 20 Skipped: 66

## Q18 Comment

Answered: 4 Skipped: 82