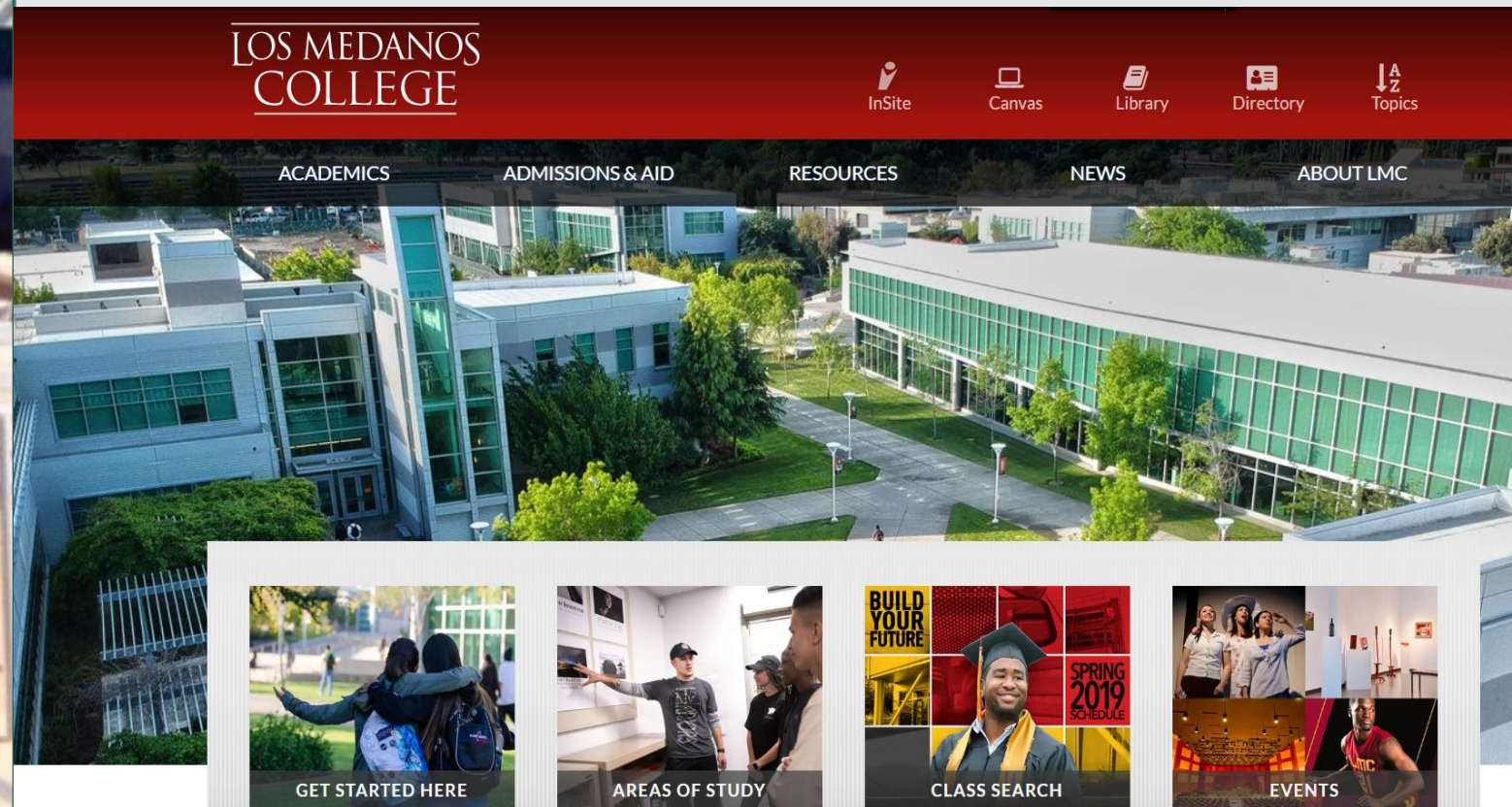


Redesign for Student Success Los Medanos College

Completion of Gateway Math and English

November 19, 2019
Dr. Chialin Hsieh
Senior Dean of Planning and
Institutional Effectiveness

1/9/2020





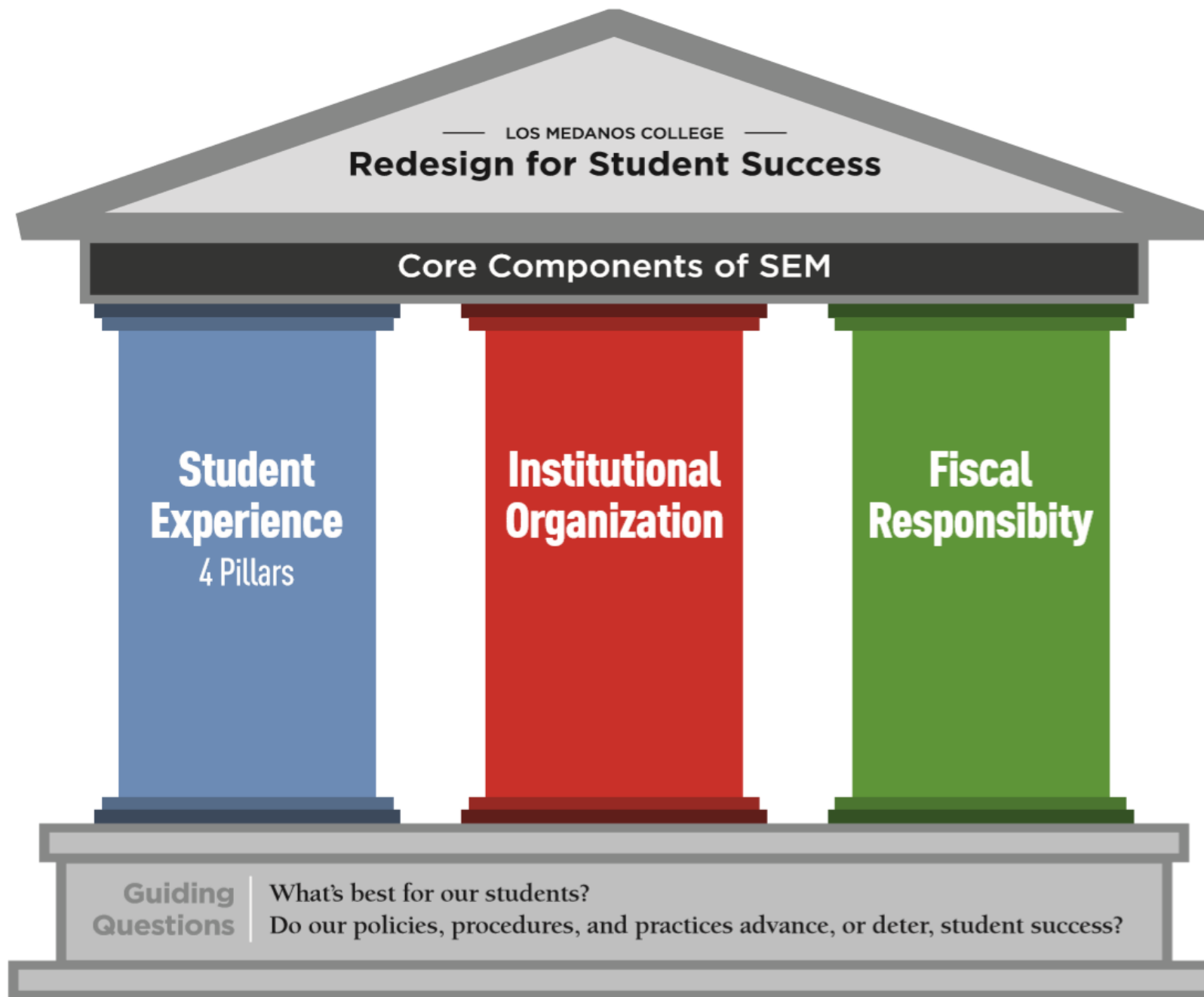
— LOS MEDANOS COLLEGE —

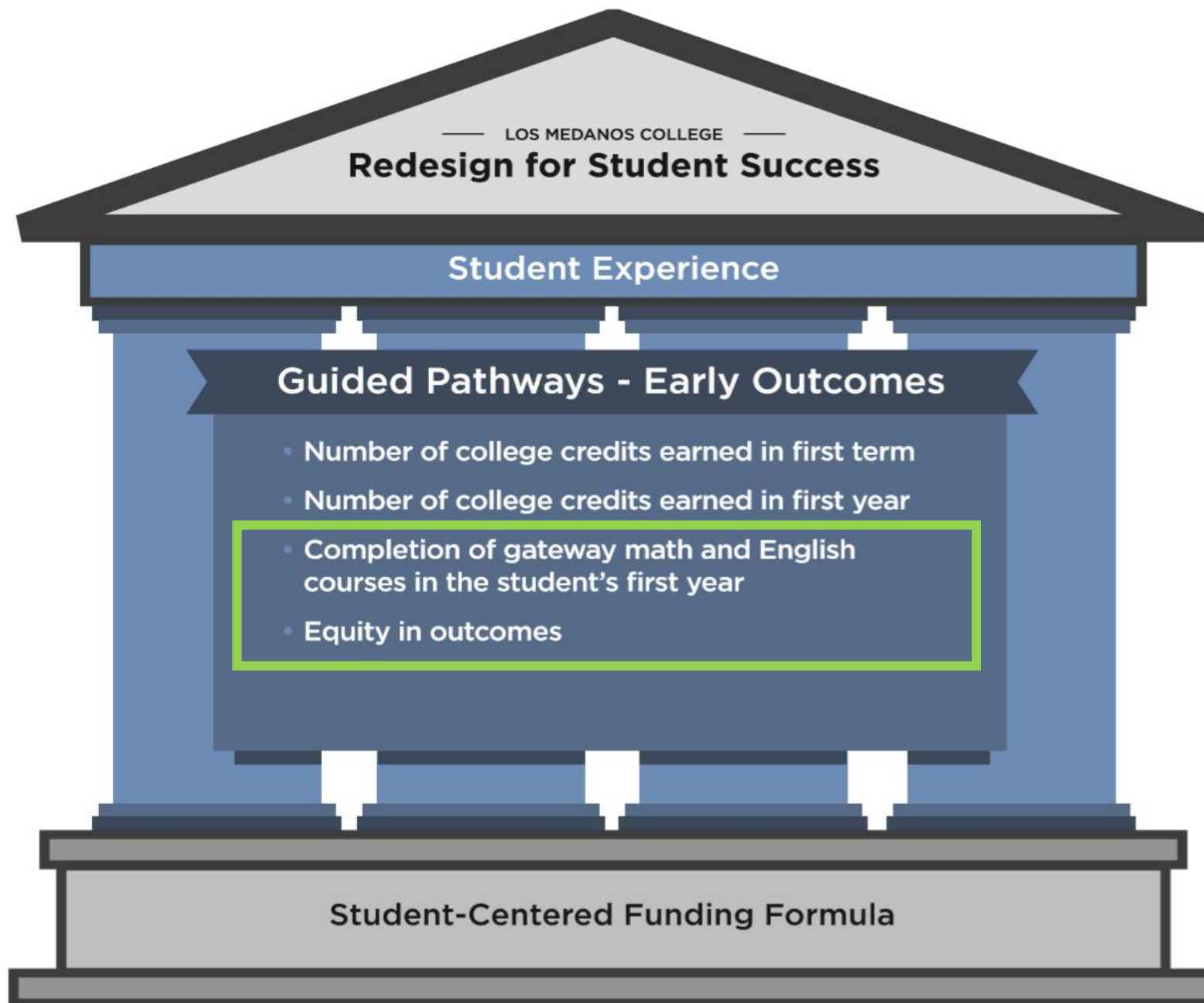
Redesign for Student Success

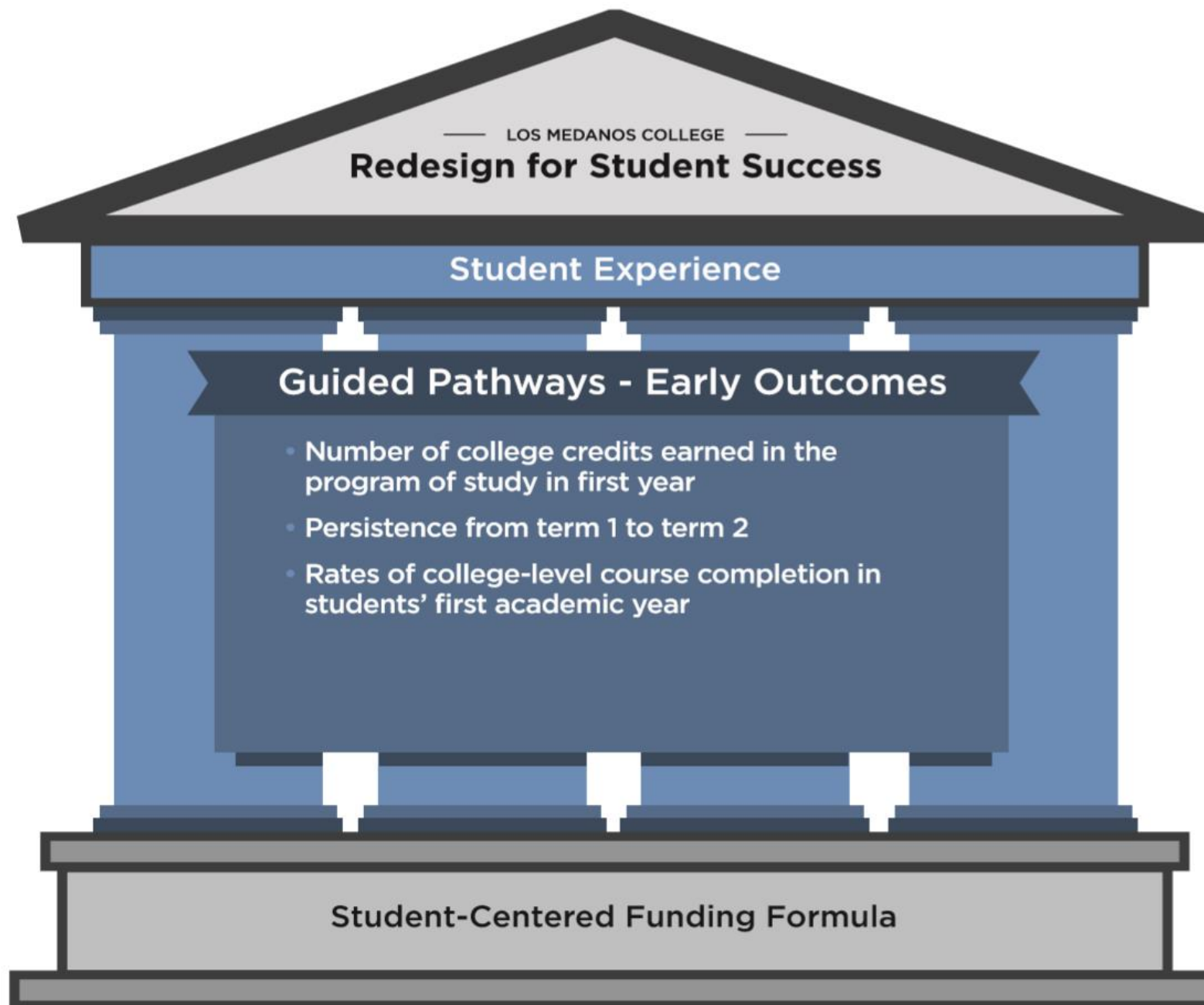
Vision for Success

Contra Costa Community College
District Strategic Plan

Los Medanos College
Educational Master Plan

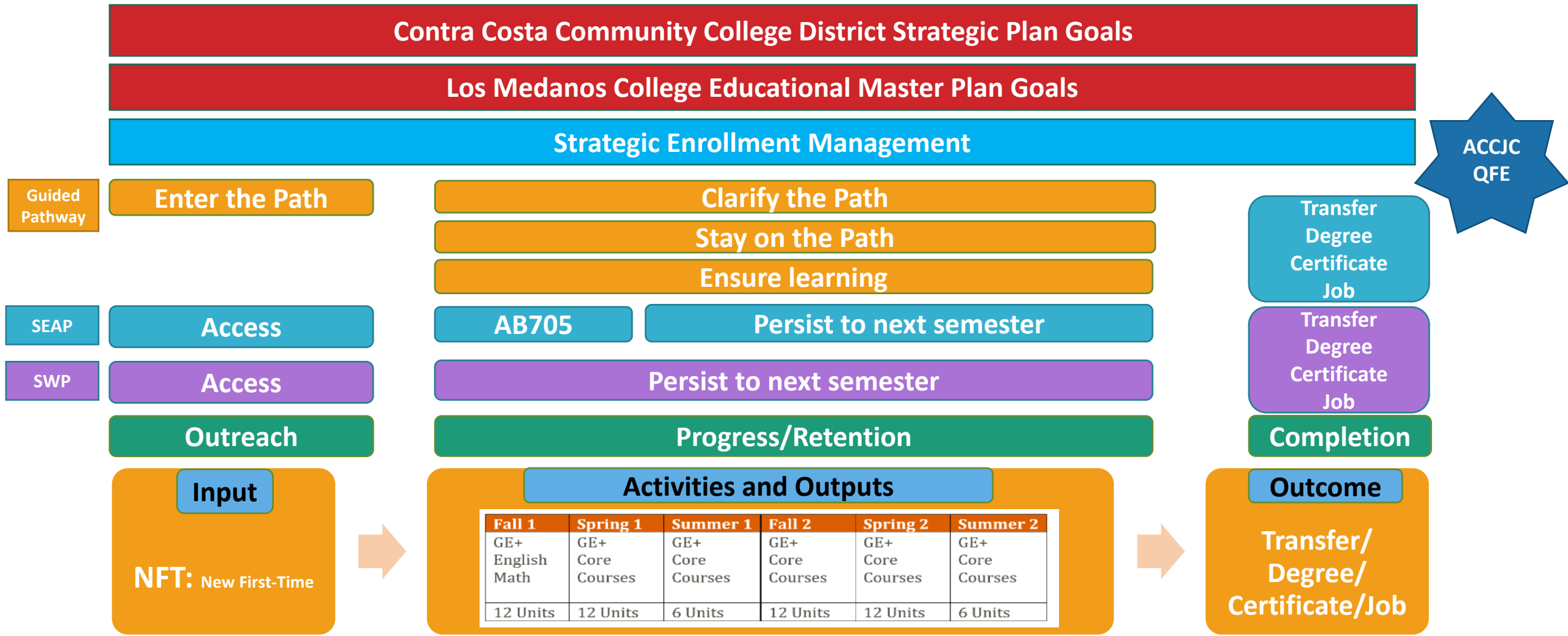






CCCCO Vision for Success Goals

Degree | Transfer | Units | CTE | Equity



Student Centered Funding Formula

FTES (Base Allocation) | Pell, Promise Grant, AB705 (Supplemental Allocation) | SWP, SEAP, Categorical Funds
Degree, Transfer, Certificate, CTE units, AB705, living wage—overall, Promise, and Pell (Student Success Allocation)

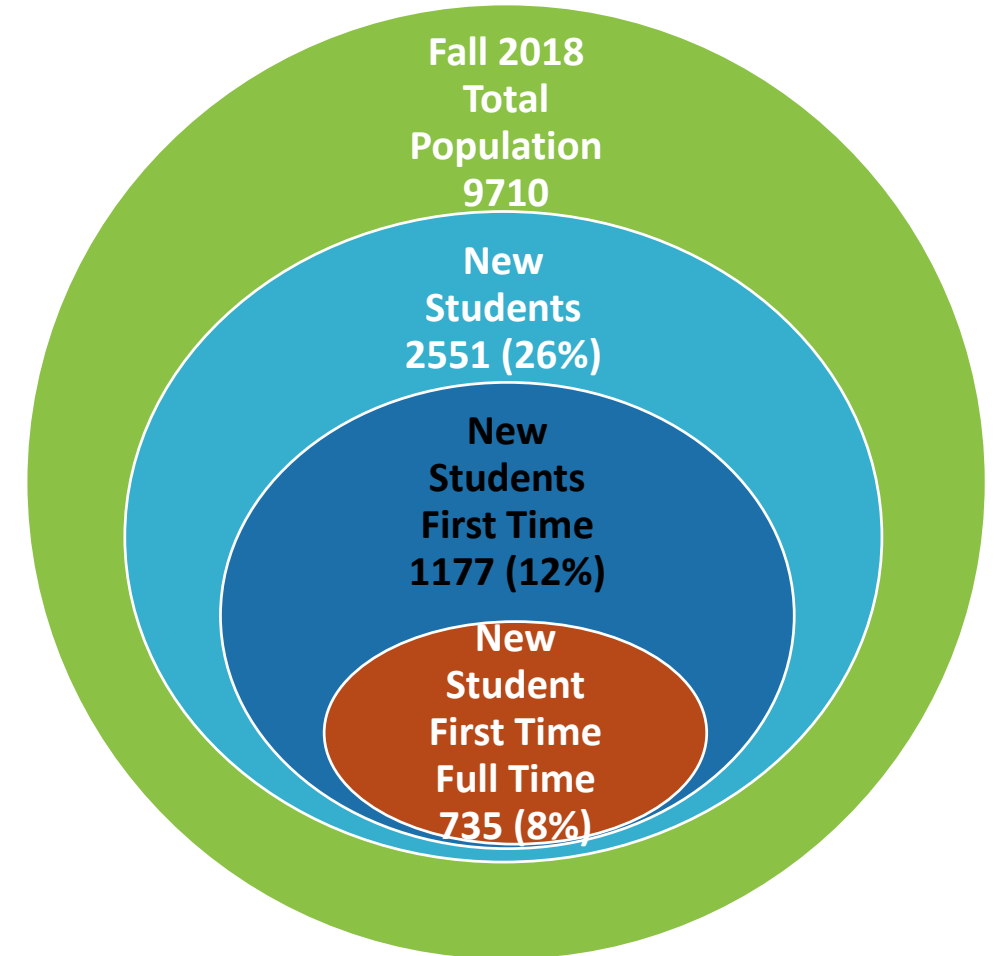
Highlight Key Student Achievement Data Trends



**New Students First Time Fall 2018 (NFT)
Cohort with Degree/Transfer Journey**

NFT Fall 2018

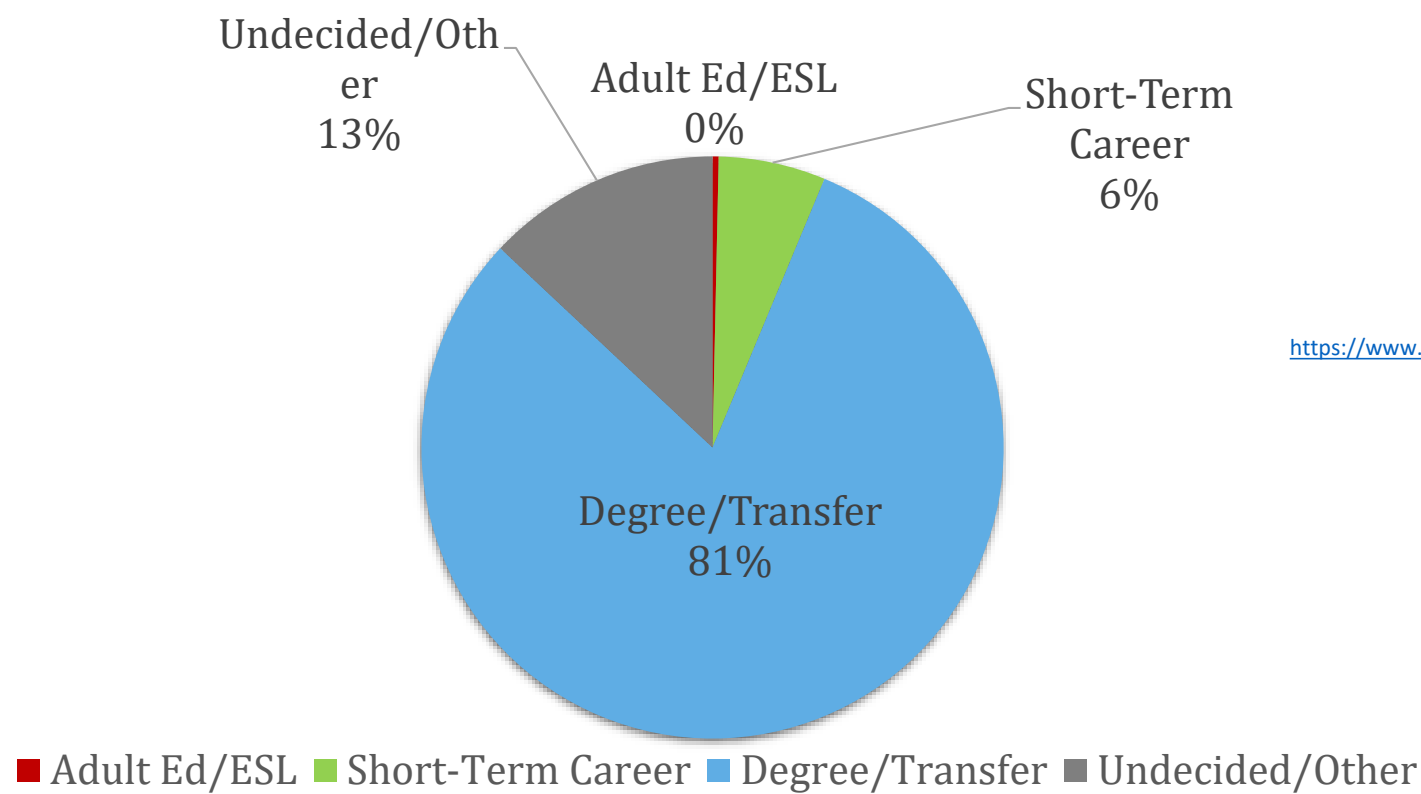
- FA 2018
Student Population **9719**
- New Students (HS, non HS and New Transfer)
2551 (26%)
- **New Students First Time (HS 2018 Graduates)**
1177 (12%)
949 (10%) Degree/Transfer Journey
- New Students First Time Full Time (NFT2)
735 (8%)



NFT Fall 2018

Fall 2018, 1177 New Student First Time

Student Journey Type



https://www.calpassplus.org/LaunchBoard/Student-Success-Metrics-DED?metric=102#_Toc2682957

Adult Ed/ESL	Improve basic skills in English, reading or math		
Short-Term Career	Complete credits for high school diploma or GED		
Degree/Transfer	Maintain certificate or license (e.g. Nursing, Real Estate)		
Undecided/Other	Earn a vocational certificate without transfer		
	Advance in current job / career (update job skills)		
	Discover / formulate career interests, plans, goals		
	Prepare for a new career (acquire job skills)		
	Transfer to a 4-year institution without an associate degree		
	Obtain an associate degree and transfer to a four-year institution		
	Obtain a 2-year associate's degree without transfer		
	Educational development (intellectual, cultural)		
	4-year college student taking courses to meet 4-year college requirements		
	Undecided on goal		

NFT Fall 2018

Fall 2018, 1177 New Student First Time

1177	Undup. Hdct.	Course Enrollment	Success Rate	Persisted Next Term Rate
Student Journey Type				
Degree/Transfer	949 (81%)	3607	67.6%	83.9%
Short Term Career	70 (6%)	225	60.4%	71.4%
Adult Ed/ESL	4 (0%)	17	47.1%	75.0%
Undecided/Other	153 (13%)	504	61.1%	69.9%
Total	1177 (100%)	4353	66.4%	81.3%



NFT with Degree Transfer Journey Fall 2018 Cohort

Fall 2018, **949** New Student First Time with Degree/Transfer Goal

Fall 2018 949	Headcount	Fall 2018 Course Success Rate	Persistent to next term (FA2018 to SP2019)	Spring 2019 Course Success Rate
NFT Degree/ Transfer Goal	949	67.7%	84.0%	71.4%
College Average	9719	71.7%	67.4%	73.8%
Education Plan				
Have Ed Plan	834 (88%)	68.3%	84.1%	71.5%
No Ed Plan	115	62.3%	83.5%	68.9%



NFT with Degree Transfer Journey Fall 2018 Cohort



949	2018FA					2019SP		
	Undup. Hdct.	% from HS	Course Enrollment	Success Rate	Persisted Next Term	Undup. Hdct.	Course Enrollment	Success Rate








Top 6 Feeder High Schools

Freedom High School	146	15%	577	69.8%	84.9%	124	465	75.5%
Deer Valley High School	135	14%	514	74.5%	86.7%	116	434	74.0%
Heritage High School	124	13%	512	84.0%	93.5%	114	465	81.5%
Pittsburg Senior High School	120	13%	424	61.3%	78.3%	93	346	71.1%
Liberty High School	100	11%	383	66.8%	89.0%	89	331	74.9%
Antioch Senior High School	71	7%	274	58.0%	83.1%	58	220	58.2%

NFT with Degree Transfer Journey Fall 2018 Cohort

949	# Course Enrollment (Fall 2018)	% of the Cohort <u>Enrolled</u> in ENGL 100 <u>First Semester</u>	# Course Success	Course Success Rate	Persistence Rate	# Course Enrollment (Spring 2019)	% of the cohort <u>Enrolled</u> in ENGL 100 <u>2nd semester</u>	# Course Success	Course Success Rate	# of he Cohort <u>Enrolled</u> in ENGL100 the <u>First Year</u> <u>Unduplicated Count</u>	% of the Cohort <u>Enrolled</u> in ENGL 100 the <u>First Year</u>	# of Course Success in the <u>First Year</u>	% of the Cohort <u>Enrolled</u> and <u>Succeed</u> in ENGL 100 the <u>First Year</u>	% of the Cohort <u>Succeeded</u> in ENGL in the <u>First Year</u>
-----	---------------------------------	---	------------------	---------------------	------------------	-----------------------------------	--	------------------	---------------------	---	---	--	--	---

Completion of English 100

ENGL-100	559	59% (559/949) 	396	70.8% (396/559) 	89.4%	165	17% (165/949) 	85	51.5% (85/165) 	724 678 (559+165)	76.3% (724/949) 71.4% 	481 (396+85)	66.4% (481/724) 	50.7% (481/949) 
----------	-----	---	-----	---	-------	-----	---	----	--	-------------------------	--	-----------------	---	---

949	# Course Enrollment (Fall 2018)	% of the Cohort Enrolled in Math First Semester	# Course Success	Course Success Rate	Persistence Rate	# Course Enrollment (Spring 2019)	% of the Cohort Enrolled in Math 2 nd Semester	# Course Success	Course Success Rate	# of he Cohort Enrolled in Math the First Year <i>Unduplicated Count</i>	% of the Cohort Enrolled in Math the First Year	# of Course Success	% of the Cohort Enrolled and Succeeded in Math the First Year	% of the Cohort Succeeded in ENGL in the First Year
Completion of MATH														
MATH-034	363	38% (363/949)	224	61.7% (224/363)	87.8%	148	16%	99	66.9% (99/148)	511 477 (363+148)	53.8% 50.3% (511/949)	323	63.2% (323/511)	34.0% (323/949)
MATH-037	7	1% (7/949)	3	42.9% (3/7)	100%	8	1%	3	37.5% (3/8)	15 15 (7+8)	1.6% 1.6% (15/949)	6	40.0%	0.6% (6/949)
MATH-040	65	7% (65/949)	28	43.1% (28/65)	87.8%	35	4%	20	57.1% (20/35)	100 88 (65+35)	10.5% 9.3% (100/949)	48	48.0%	5.1% (48/949)
MATH-050	42	4% (42/949)	29	69.0% (29/42)	95.7%	35	4%	26	74.3% (26/35)	77 74 (42+35)	8.1% 7.8% (77/949)	55	71.4%	5.8% (55/949)
MATH-120	3	0% (3/949)	3	100% (3/3)	100%	1	0%	1	100% (1/1)	4 4 (3+1)	0.4% 0.4% (4/949)	4	100%	0.4% (4/949)
Total	480	51% (480/949) 🧡	287	59.8% (287/480) ❤️	~94%	227	24% 🧡	149	65.6% (149/227) ❤️	707 658 (480+227)	74.5% 69.3% (707/949) 🧡	436 (287+149)	61.6% (436/707) ❤️	45.9% (436/949) ❤️

Thank you!



Concept Stop here

Food for Thought for NFT Fall 2018 Cohort

4. 51% of the cohort enrolled in Math gateway courses.

I wonder if we could... set the goal to 60% of the cohort enroll in Math gateway courses?

5. Math gateway courses Success Rate in first semester ranges from 42% to 69%.

I wonder if we could... set the goal for Math gateway course success rate??

6. 46% of the cohort succeed Math gateway courses in the first year.

I wonder if we could... set the goal for Math gateway courses in the first year??



Food for Thought for NFT Fall 2018 Cohort

1. 59% of the cohort enrolled in English 100.

I wonder if we could... set the goal to 70% of the cohort enroll in English 100?

2. English 100 Course Success Rate in first semester is 70%.

I wonder if we could... set the goal for English 100 course success rate ??

3. 50.7% of the cohort succeed English 100 in the first year.

I wonder if we could... set the goal for English 100 in the first year??

