
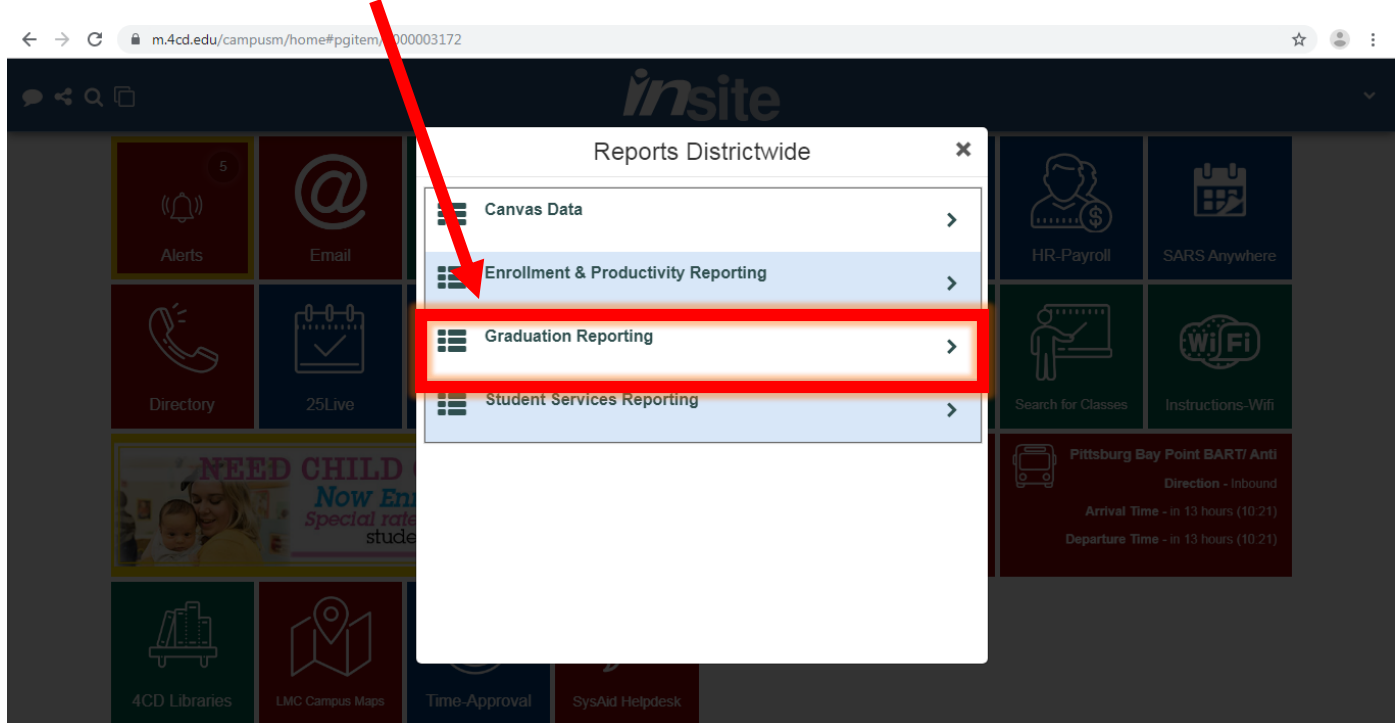


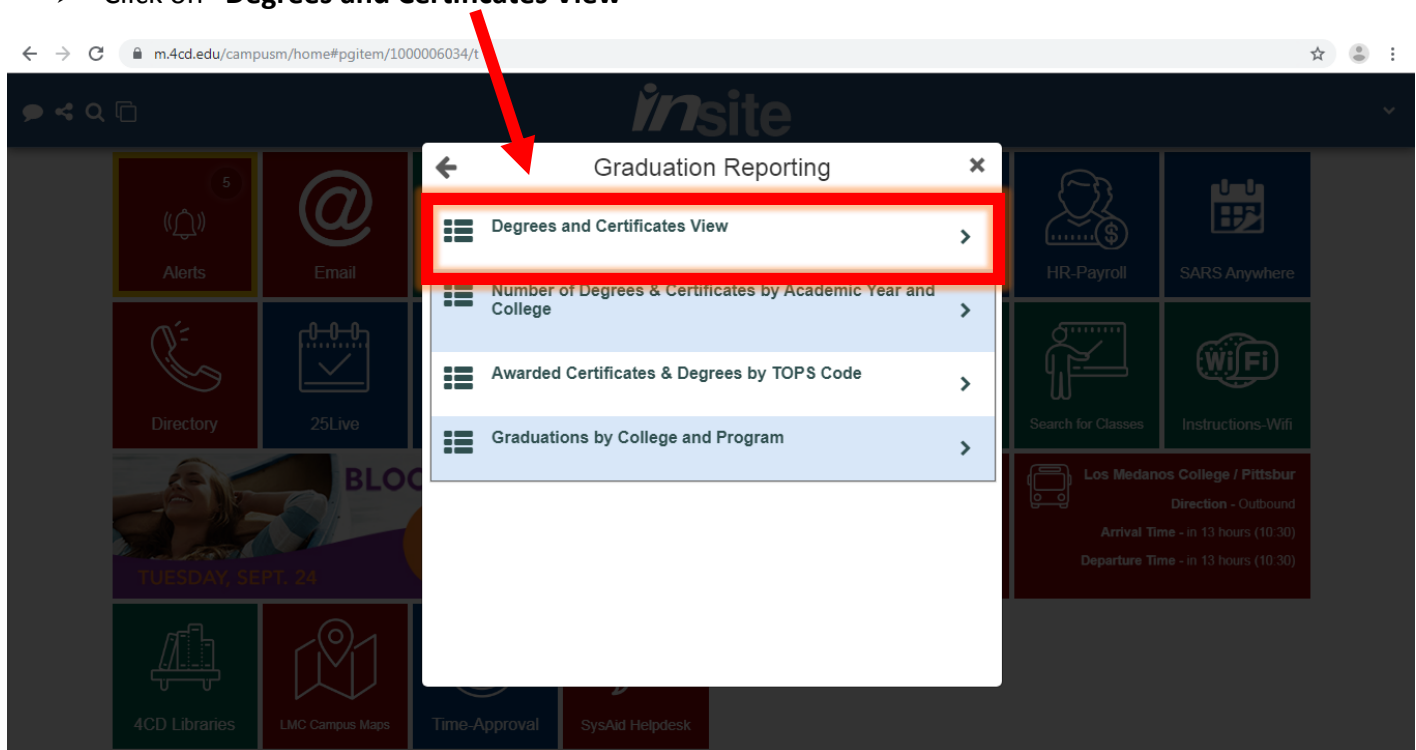
➤ Go to the InSite Website and click on **“Reports-Districtwide”**



➤ Click on **“Graduation Reporting”**



➤ Click on “Degrees and Certificates View”



➤ It will take you to this new webpage.

Tableau interface showing the 'Degrees and Certificates View (W/O Student IDs)' dashboard. The dashboard includes filters, a columns hierarchy, and a data table.

**Columns Hierarchy:** Level 1: Completed Academic Year; Level 2: All; Level 3: All

**Measures:**  (All),  2yr Grad Rate,  4yr Grad Rate,  6yr Grad Rate,  8yr Grad Rate,  Avg Degree Duration,  Number of Records,  Total Units Earned

Level 1	Level 2	Level 3	Level 4	Level 5	2016-2017		2017-2018		2018-2019
					Number of Reco..	Total Units Ear..	Number of Reco..	Total Units Ear..	Number of Reco..
AA	Acting				4	475	5	527	7
	Art - Graphi..				9	1,019	15	1,703	8
	Fine Arts				3	256	6	677	6
	Journalism				1	102	1	128	
	Liberal Arts..				210	20,326	236	22,671	207
	Liberal Arts..				274	26,005	343	32,211	345
	Liberal Arts..				279	27,309	321	32,433	328
	Music				4	454	3	316	3
	Psychology				1	144			
	Recording ..				8	715	3	273	11
AAT	Anthropolo..						7	794	1
	Communica..				23	2,104	17	1,598	24
	English for ..				11	940	9	771	10
	History for ..				6	581	8	643	6
	Journalism ..				6	517	7	645	9
	Wrestling ..				17	1,366	25	2,220	20