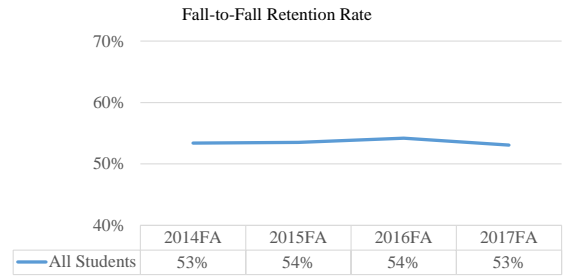


# Fall-to-Fall Retention Rate

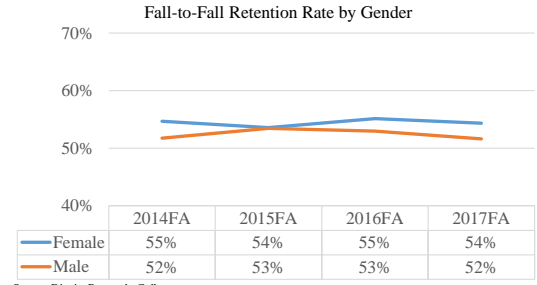
Fall-to-Fall Retention Rate	2014FA	2015FA	2016FA	2017FA	2018FA
All Students	53%	54%	54%	53%	na
Gender					
Female	55%	54%	55%	54%	na
Male	52%	53%	53%	52%	na
Gender Unknown	63%	54%	59%	49%	na
Race/Ethnicity					
African American	48%	45%	49%	47%	na
Asian	56%	54%	61%	58%	na
Hispanic	56%	58%	57%	55%	na
White	53%	53%	51%	53%	na
Other/Undeclared	53%	51%	51%	51%	na
Age Group					
< 20 years old	65%	64%	65%	62%	na
20 to 24 years old	49%	49%	49%	48%	na
25 to 49 years old	46%	47%	47%	47%	na
50 + years old	49%	49%	50%	47%	na

na: Not available at run date.

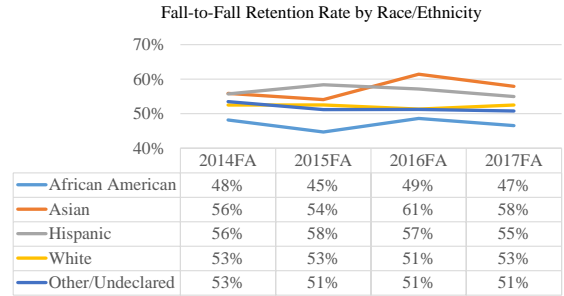
Source: District Research, Colleague. Run date 3/15/19. JD



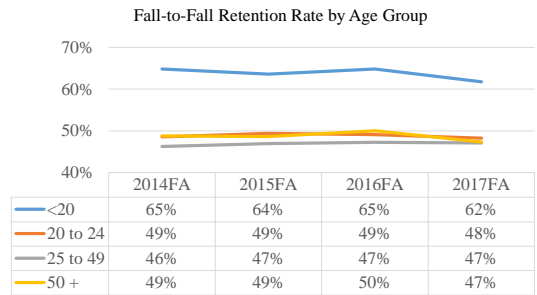
Source: District Research, Colleague.



Source: District Research, Colleague.



Source: District Research, Colleague.



Source: District Research, Colleague.