



# Effect of the Comprehensive Course Scheduling based on Student's preference, Student Behavior, and Course Success Rate

Instructional Modality

Dr. Chialin Hsieh, Senior Dean of Planning and Institutional Effectiveness  
Natalie Hannum, Vice President of Instruction

1.21.2022

# Purpose

Organizational  
Structure

Create an effective and efficient course schedule  
based on students' preference (voice) and  
behaviors (action) to achieve their educational goal

Student  
Survey

Enrollment  
Behavior

Course  
Success

# Planning, Implementation, and Evaluation

## Fall 2021 Schedule

Student Preference Survey for Fall 2021—Student Voice  
Course Enrollment & Fill Rate—Student Behavior  
Course Success Rate—Student Success



Comprehensive Course Scheduling

Student  
Voice

Student Voice

# Student Survey—Course and Service Preference for Fall 2021

Student  
Survey:  
April 2021

## Demographics

1. 1304 students responded (N=8000+, Response Rate 15%)
2. Majority (72%) were age group of 18-29
3. Majority (67%) were female
4. Ethnicity:
  - 36% from Hispanic students (40%),
  - 28% white (21%),
  - 16% API (14%),
  - 12% African American (12%).
5. 89% intent to enroll in Fall 2021:
  - 90% Hispanic,
  - 88% white,
  - 89% API,
  - 92% African American.



Student  
Voice

# Student Survey—Course and Service Preference for Fall 2021--Ethnicity

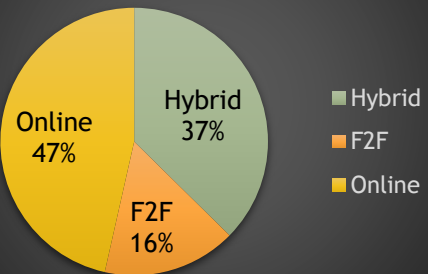
Student Survey:  
April 2021

## Instructional Modality

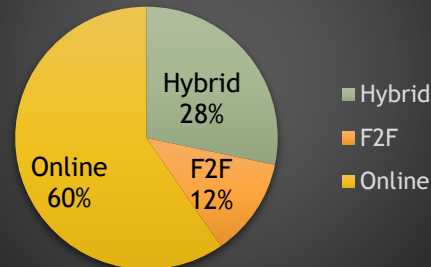
(select one preferred method)

Student Voice

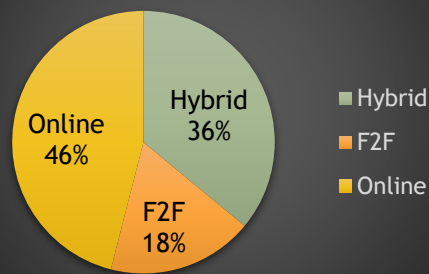
All



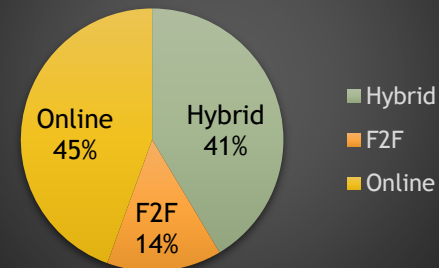
African American



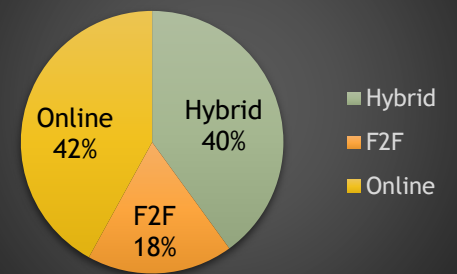
White



Asian Pacific Islanders



Hispanic

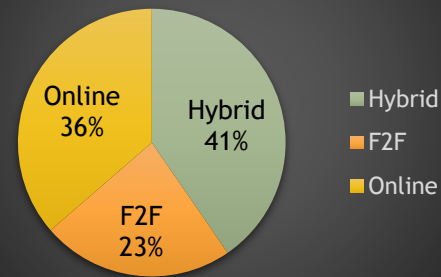
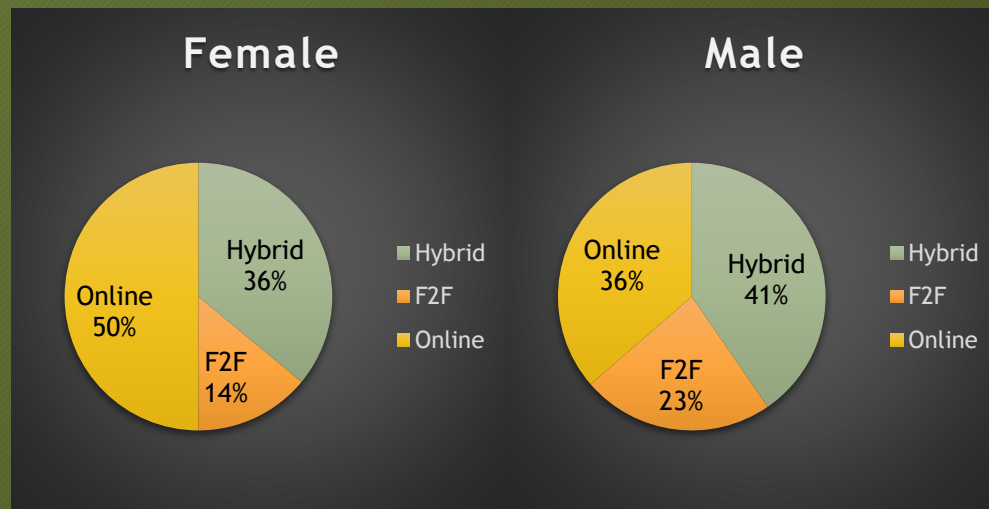
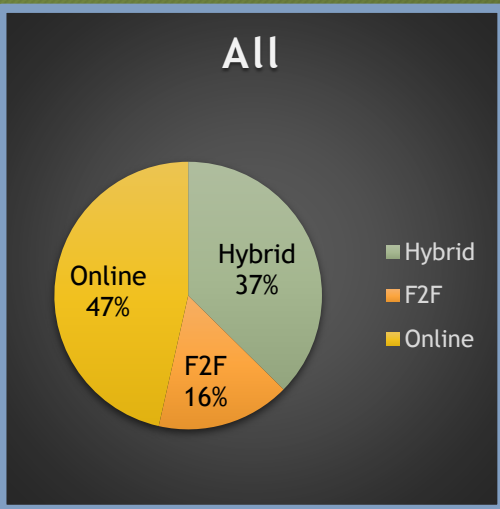


# Student Survey—Course and Service Preference for Fall 2021--Gender

Student Survey:  
April 2021

Student Voice

## Instructional Modality (select one preferred method)

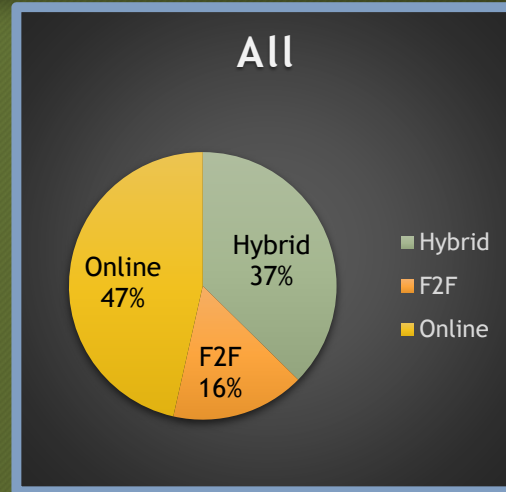


# Student Survey—Course and Service Preference for Fall 2021—Age Group

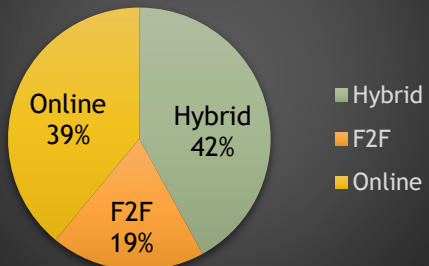
Student Survey:  
April 2021

Student Voice

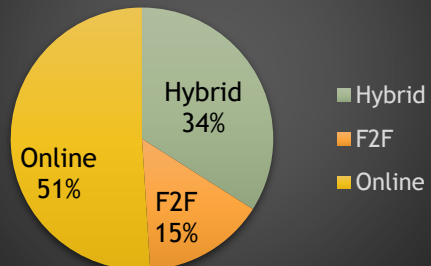
## Instructional Modality (select one preferred method)



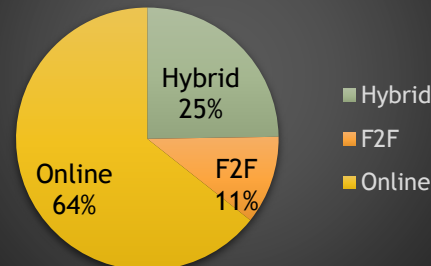
Age Group:  
18-23



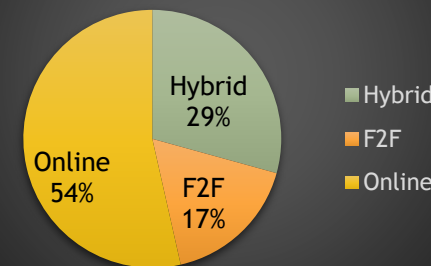
Age Group:  
24-29



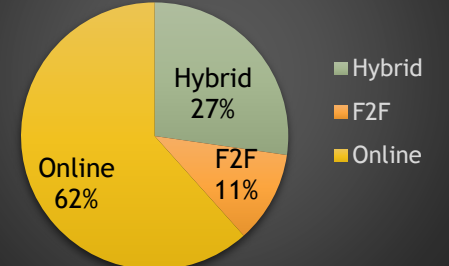
Age Group:  
30-34



Age Group:  
35-39



Age Group: 40+





# Student Survey—Course and Service Preference for Fall 2021—Student Support Services

Student  
Survey  
April 2021

When asked to select preferred method for student support services:

1. Majority of students preferred both online and in person (hybrid) and range from 43% to 56%.
2. F2F services that students preferred are :
  - a. Tutoring (19%)
  - b. Counseling (19%)
  - c. Library (17%)
  - d. Student Life (16%)

Student  
Voice

# Takeaway of Student Survey—Planning for Fall 2021

Student  
Survey  
April 2021

1. From student's voice, 89% of them intend to enroll in Fall 2021
2. Students prefer online (47%), followed by hybrid (37%), then by F2F (16%)
3. African American (60%) prefers online more than other ethnicities (42%-46%).
4. Female (50%) prefers online more than Male (36%).
5. Age 30+ prefers online (54-64%) more than younger age (less than Age 30) groups.
6. Rank students' preferred modality,
  1. #1=Online Asynchronous method
  2. #2=Online Synchronous method
  3. #3=Hybrid
  4. #4=In Person ranked as the least preferred method
  5. The rankings are consistent among ethnicities, gender, and age groups
7. Student Support Services Modality: Majority of students preferred both online and in person (hybrid)

Student  
Voice

Enrollment  
Behavior

# Student Enrollment Behavior

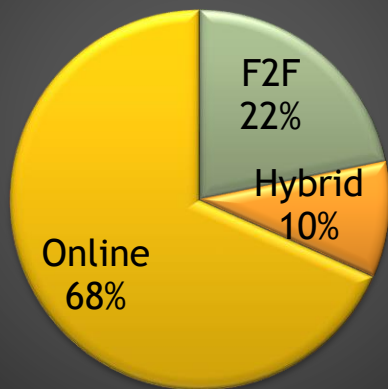
Enrollment  
Fill Rate

# Fall 2021 Modality by Section, Enrollment, and Fill Rate

Census

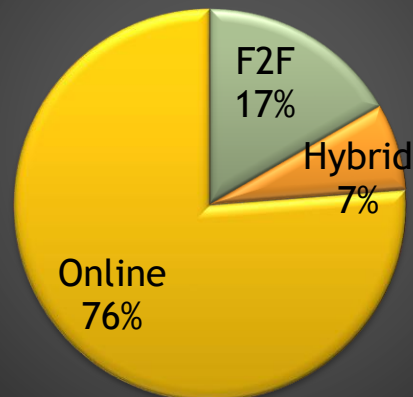
Institution  
Structure

Fall 2021 Sections by  
(Section=854)



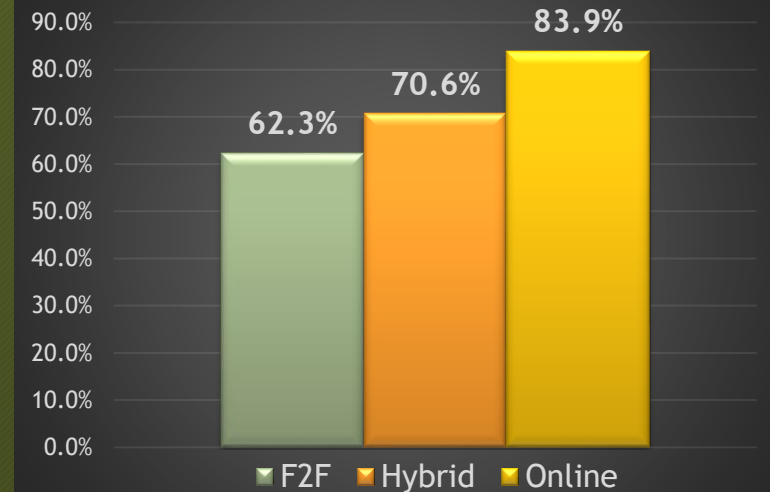
Student's  
Behavior

Fall 2021 Enrollment  
(Enrollment=27960)



Student's  
Behavior

Fall 2021 Fill Rate

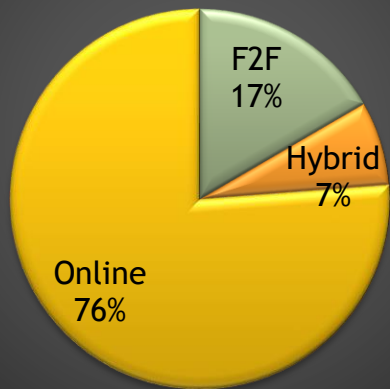


Delta

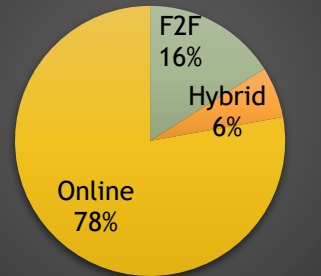
# Fall 2021 Modality by Enrollment by Ethnicity

## Student's Behavior

### Fall 2021 Enrollment by Modality

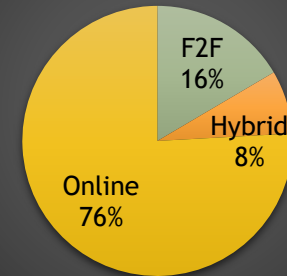


### African American Enrollment



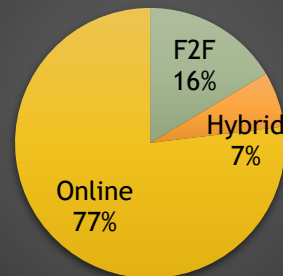
F2F Hybrid Online

### Hispanic Enrollment



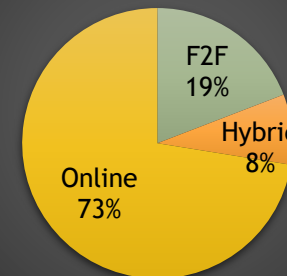
F2F Hybrid Online

### White Enrollment



F2F Hybrid Online

### Asian (including Filipino) Enrollment

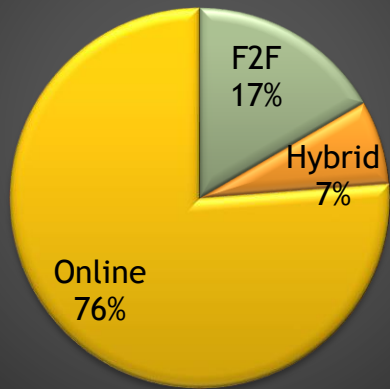


F2F Hybrid Online

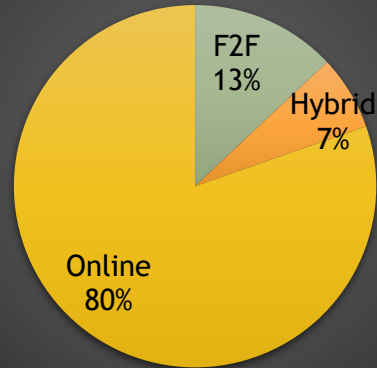
# Fall 2021 Modality by Enrollment by Gender

## Student's Behavior

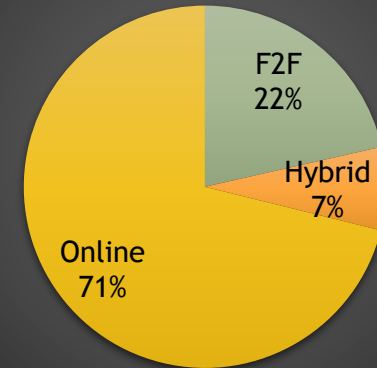
### Fall 2021 Enrollment by Modality



### Female Enrollment



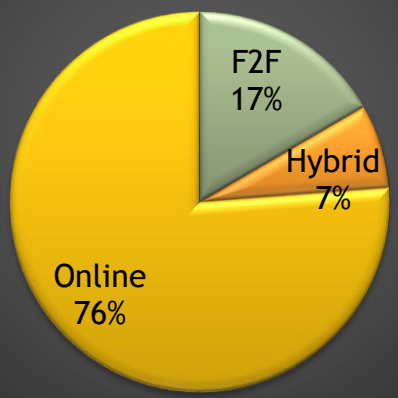
### Male Enrollment



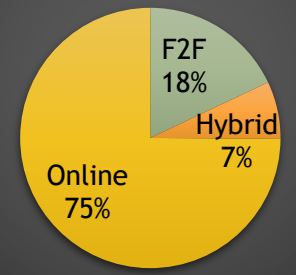
# Fall 2021 Modality by Enrollment by Age Group

Student's Behavior

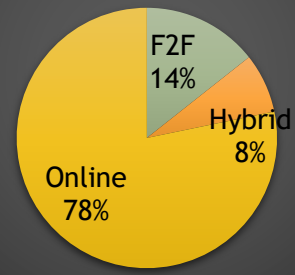
Fall 2021 Enrollment by Modality



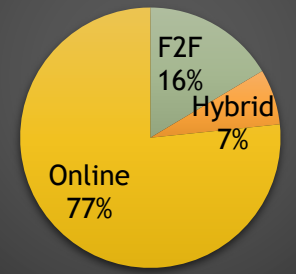
Enrollment Age less than 20



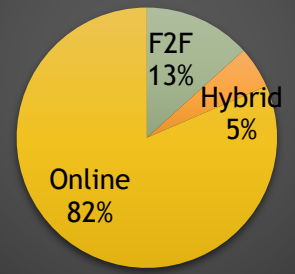
Enrollment Age 25-39



Enrollment Age 20-24



Enrollment Age 40+



Course  
Success

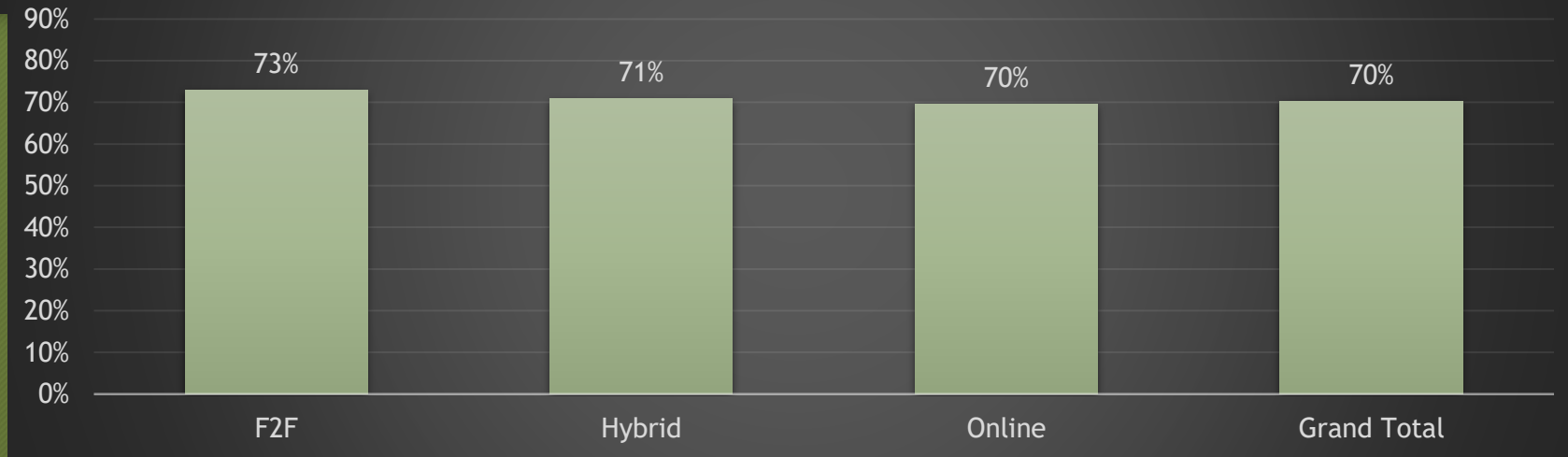
Course Success



# Fall 2021 Modality by Section, Enrollment, Fill Rate, and Success Rate

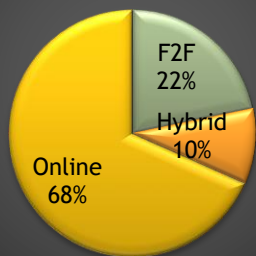
Course Success

FA2021 Course Success Rate by Modality



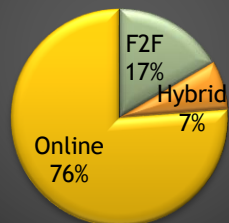
Institution Structure

Fall 2021 Sections by Modality (Section=854)



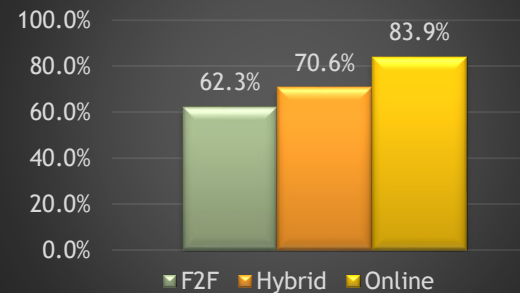
Student's Behavior

Fall 2021 Enrollment by Modality (Enrollment=27960)



Student's Behavior

Fall 2021 Fill Rate by Modality

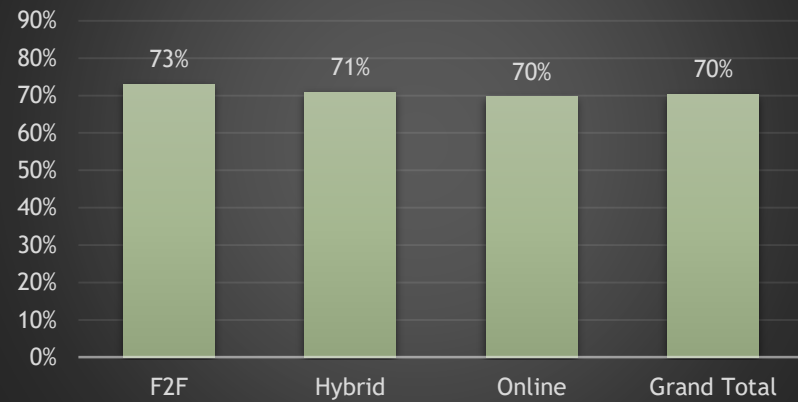


Data on Course Success for the past 4 years:

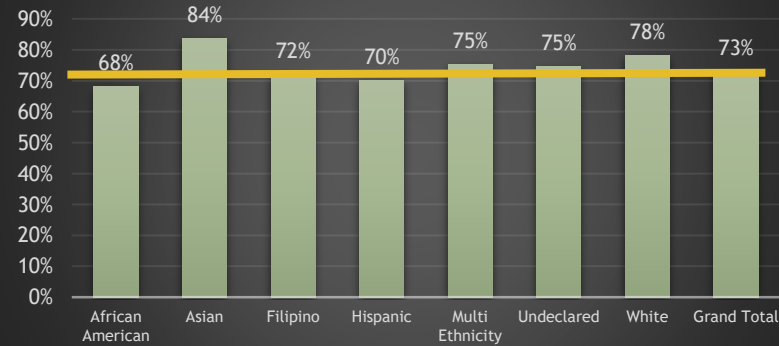
[https://www.losmedanos.edu/planning/SuccessRate\\_Modality\\_bySemester\\_M.pdf](https://www.losmedanos.edu/planning/SuccessRate_Modality_bySemester_M.pdf)

# Fall 2021 Course Success--Ethnicity

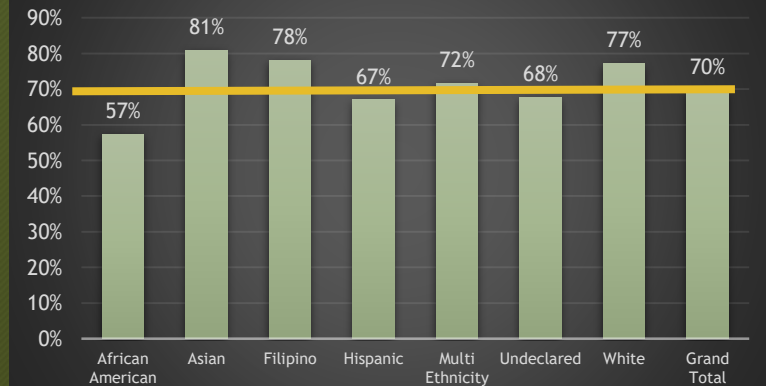
FA2021 Course Success Rate by Modality



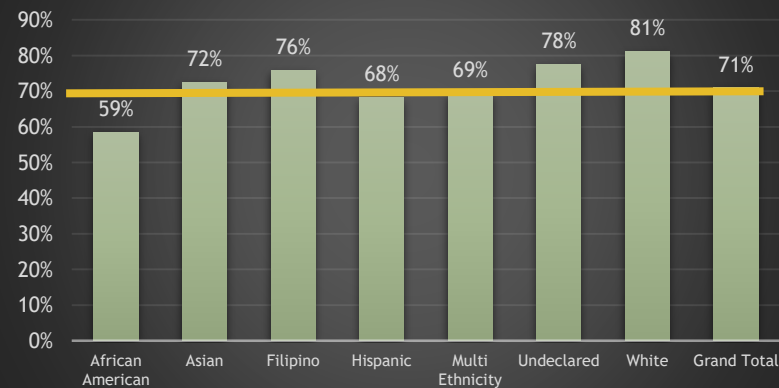
F2F



Online



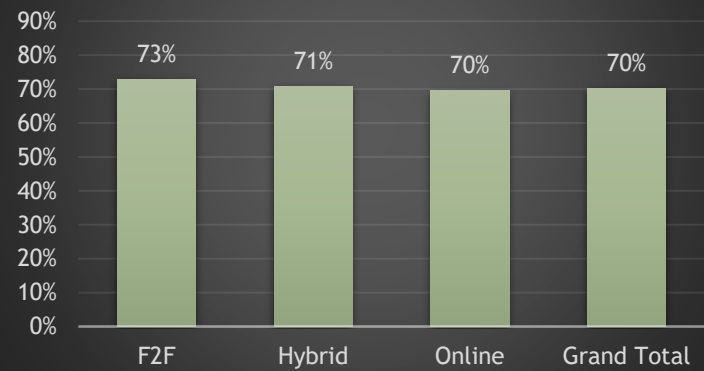
Hybrid



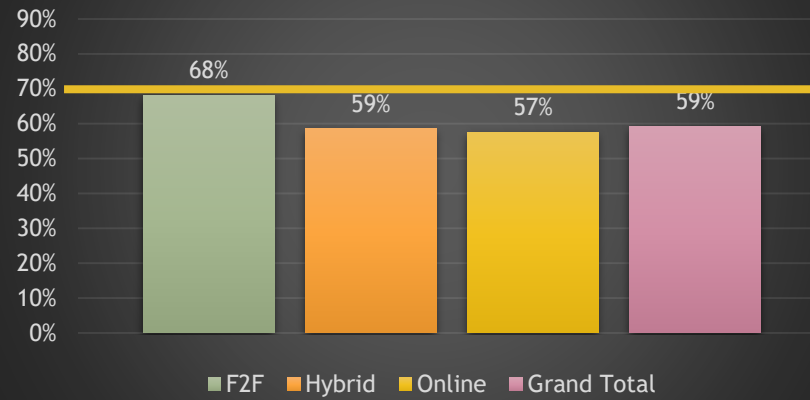
# Fall 2021 Course Success--Ethnicity

Course Success

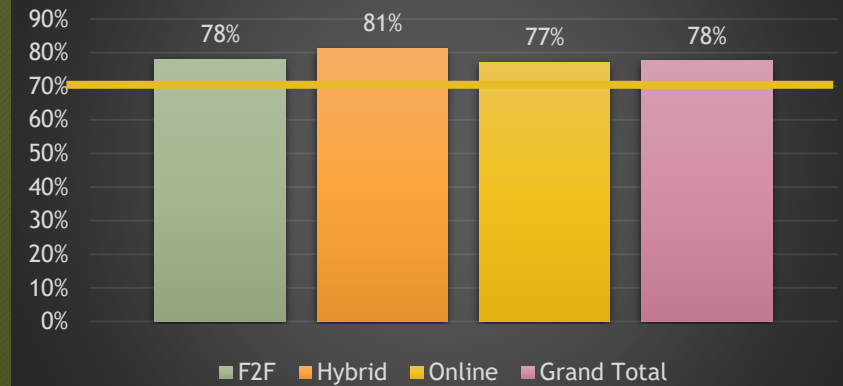
### FA2021 Course Success Rate by Modality



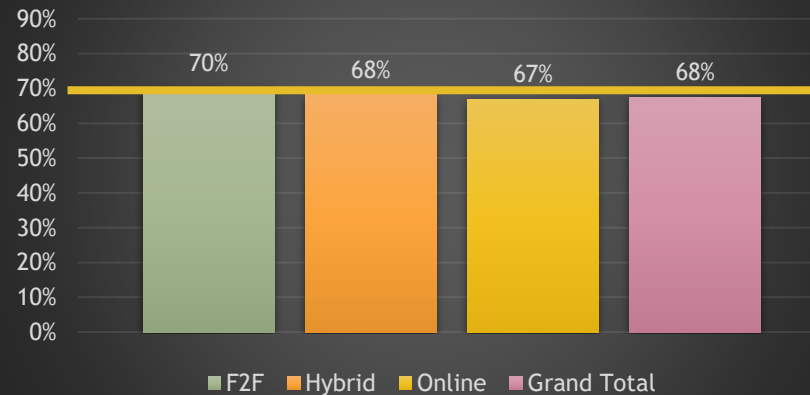
### African American



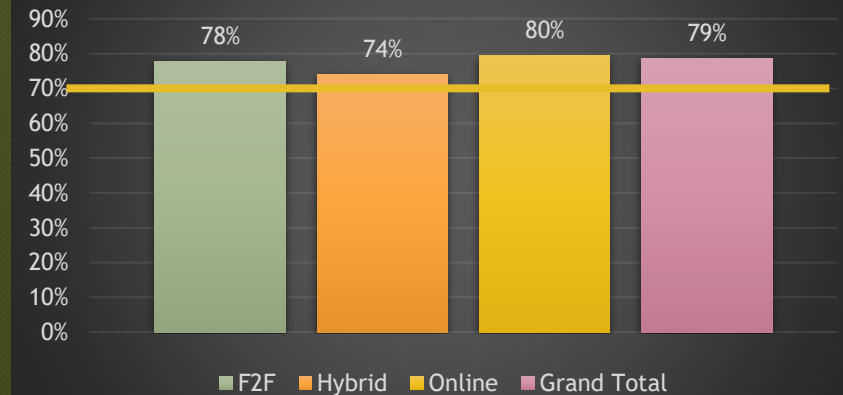
### White



### Hispanic



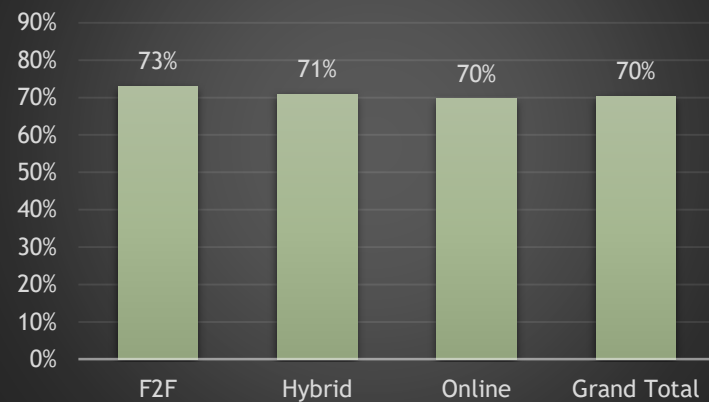
### Asian (including Filipino)



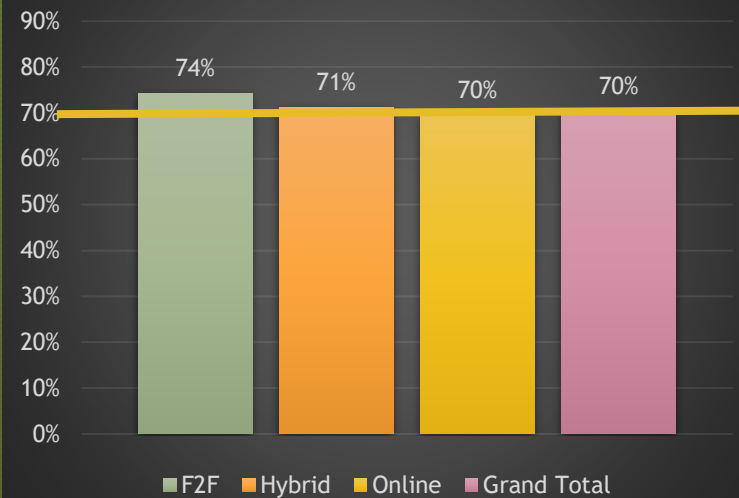
# Fall 2021 Course Success—Gender

Course  
Success

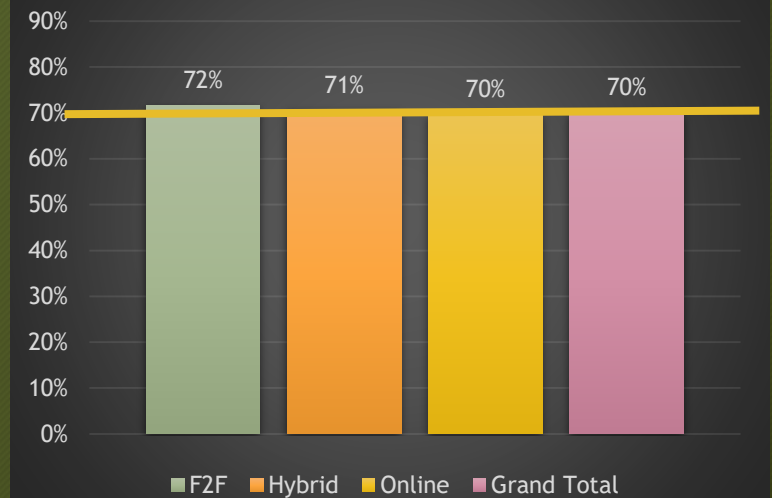
## FA2021 Course Success Rate by Modality



## Female

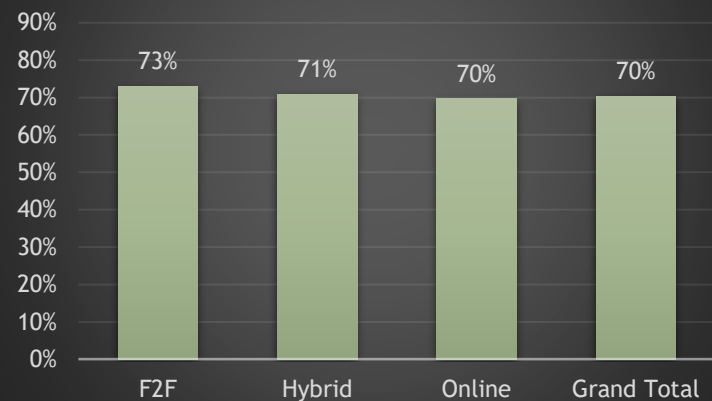


## Male

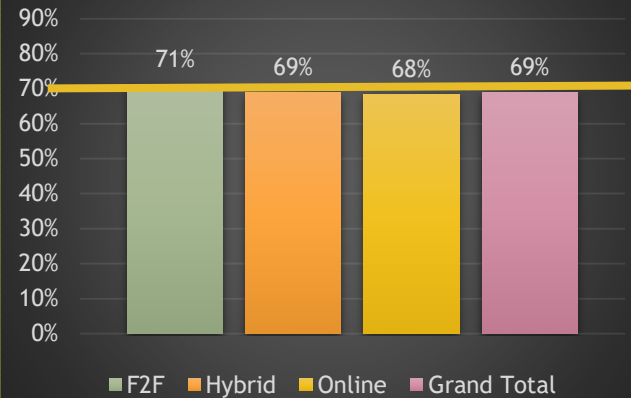


# Fall 2021 Course Success—Age Group

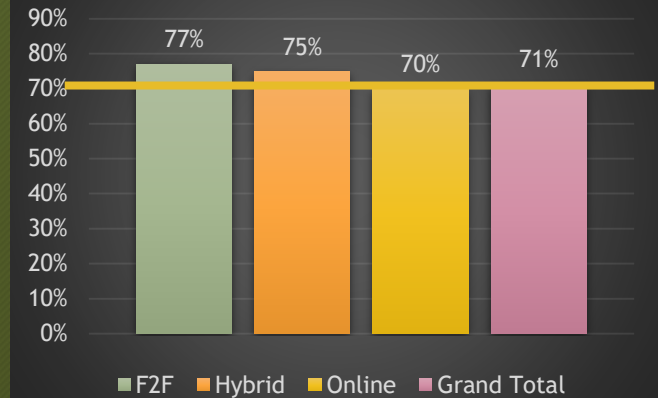
## FA2021 Course Success Rate by Modality



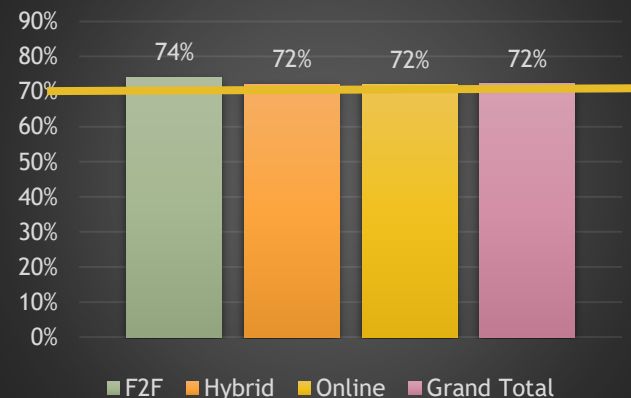
## Age Group less than 20



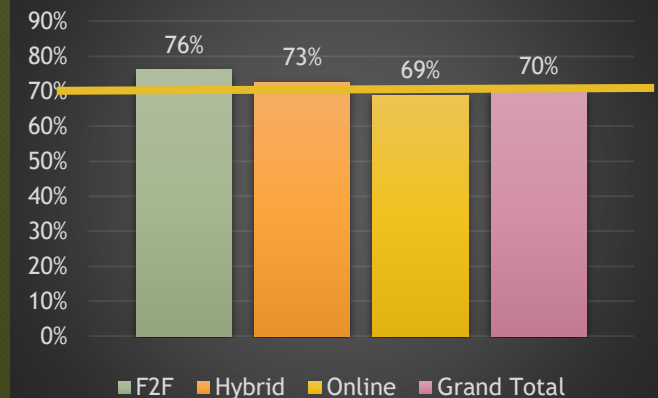
## Age Group 25-39



## Age Group 20-24



## Age Group 40+



# Schedule Modification—Spring 2022

## Spring 2021 “Super Schedule”

- Based on external demands and student needs, Department Chairs were introduced to the Spring 2022 Super Schedule at the 10/1 meeting.
- Departments worked to revise 3<sup>rd</sup> draft to meet the identified student need.
- Final draft of schedule: 61% online / 12% Hybrid / 27% F2F
- Super Schedule Examples: F2F Monday and Wednesday; F2F Tuesday and Thursday

# Example Pittsburg Student Schedule:

## Monday / Wednesday: F2F & Hybrid

- A1 or A3 - SPCH-110 (9:35) / SPCH 120 - (9:35)
- A2 or A3 - English 100, 0176 (W11:10) / English 221, 8457, (W11:10) / PHIL 110, 0461 (11:10)
- C1 - ART-009 (12:45)
- B2 - BIOSC-008 (3:20)

## Tuesday / Thursday: F2F & HYBRID

- A1 - SPCH-110 (9:35)
- A2 or A3- English 100, 0005 (T11:10) / English 221, 8440, (TH11:10)
- D - History 29 (12:45) / PSYCH 10 (3:20)
- B1 – CHEM-025 (2:20)

# Example Brentwood Student Schedule:

## Monday / Wednesday: F2F & Hybrid

- A2 or A3 – English 100 (9:35) / English 230 (11:10)
- A1 – Speech 110 (11:10) / Speech 120 (9:35)
- C2 – Philosophy 122 (12:45)

## Tuesday / Thursday

- A2 – English 100 (TH 9:35)
- C2 – Sign-050 (T11:10)
- D – History 40 (TTh12:45)
- B4 – Math 110 (TTH6:50)

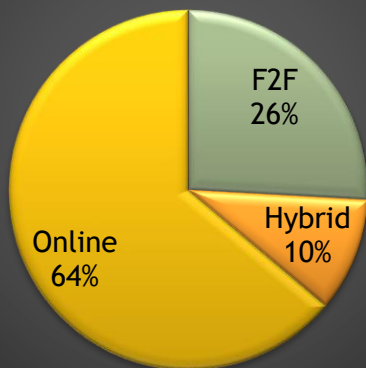


# Spring 2022 Modality by Section, Enrollment, and Fill Rate

1.19.2022  
5 days before  
school starts

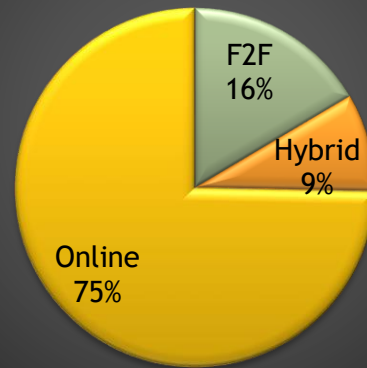
## Institution Structure

SP2022 Section  
(N=850)



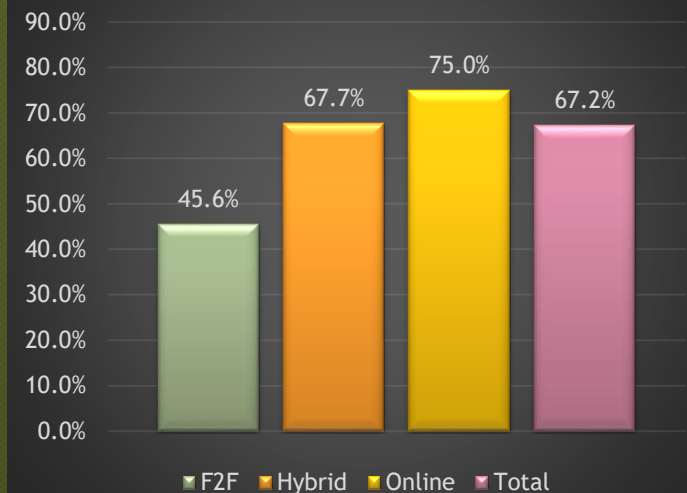
## Student's Behavior

SP2022 Enrollment  
(N=18161)



## Student's Behavior

SP2022 Fill Rate





The End