

## 2025-2028 Student Equity Plan Metrics at a Glance

### *Transfer Level Math and English Completion*

#### Successful Completion of Transfer Level Math and English

Definition: Among first-time cohort students, the proportion who successfully completed transfer level math and English within one year from their first term enrollment.

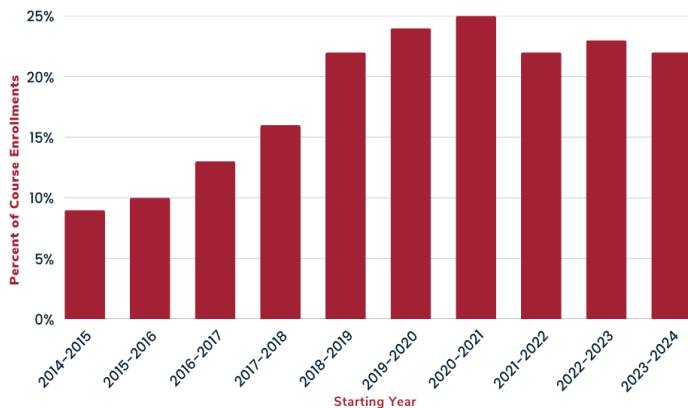
	Overall Population Proportion	Overall Population Percentage	Black/African American Student Proportion	Black/African American Student Percentage	Additional Students to Meet Equity Goal
<b>2022-2023</b> <i>Baseline Year</i>	569/2472	<b>23.0%</b>	48/296	<b>16.2%</b>	23

#### Student Equity Plan Targets

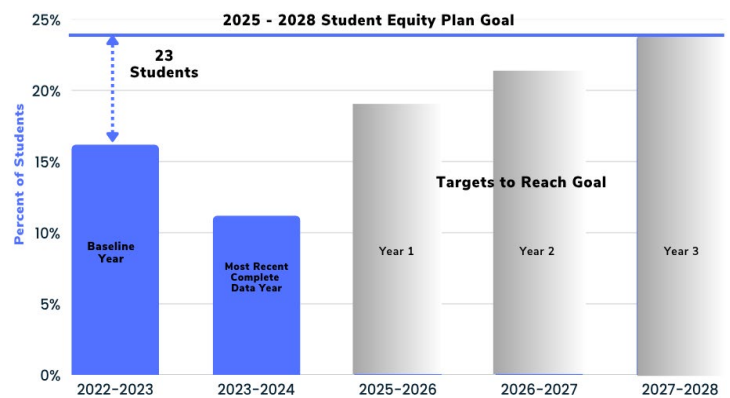
**Student Equity Plan Goal:** By the end of Year 3 (2027-2028), increase the successful transfer level math and English completion rate for Black/African American Students to 23.9% or higher.

	Year 1 2025-2026	Year 2 2026-2027	Year 3 2027-2028
<b>Black/African American Students</b>	18.8%	21.3%	23.9%

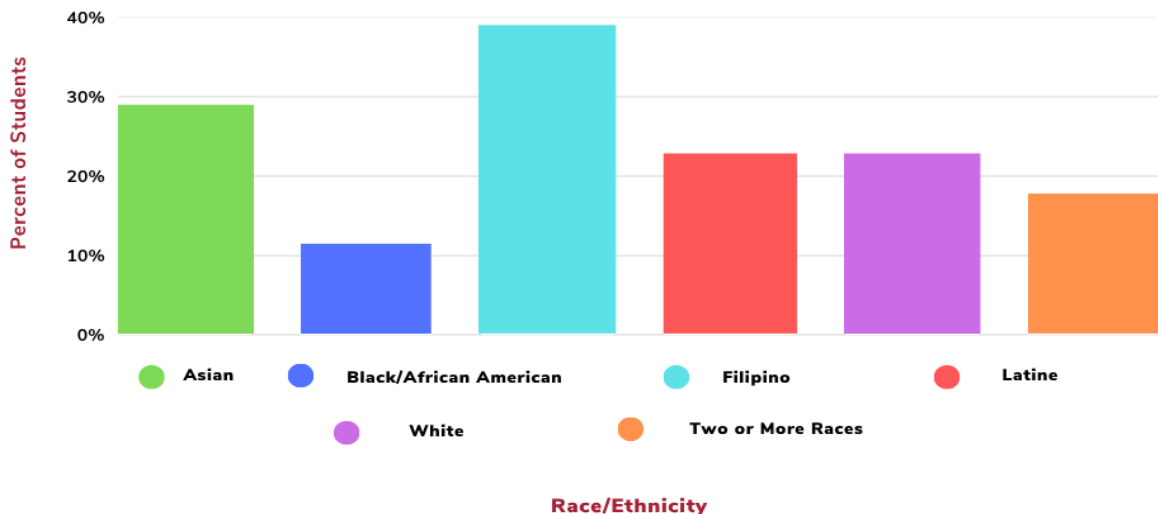
#### Overall Math and English Completion Rate by Year



#### Black/African American Math and English Completion Rate by Year



#### 2023-2024 Math and English Completion Rate by Ethnicity



Date Generated: 5.27.25

Definitions/Notes: See <https://datavista.cccco.edu/resources/86> for detailed definitions

Data Source: CCCCO Data Vista; Single Metric View [https://datavista.cccco.edu/data\\_views/single\\_metric\\_nsa](https://datavista.cccco.edu/data_views/single_metric_nsa)