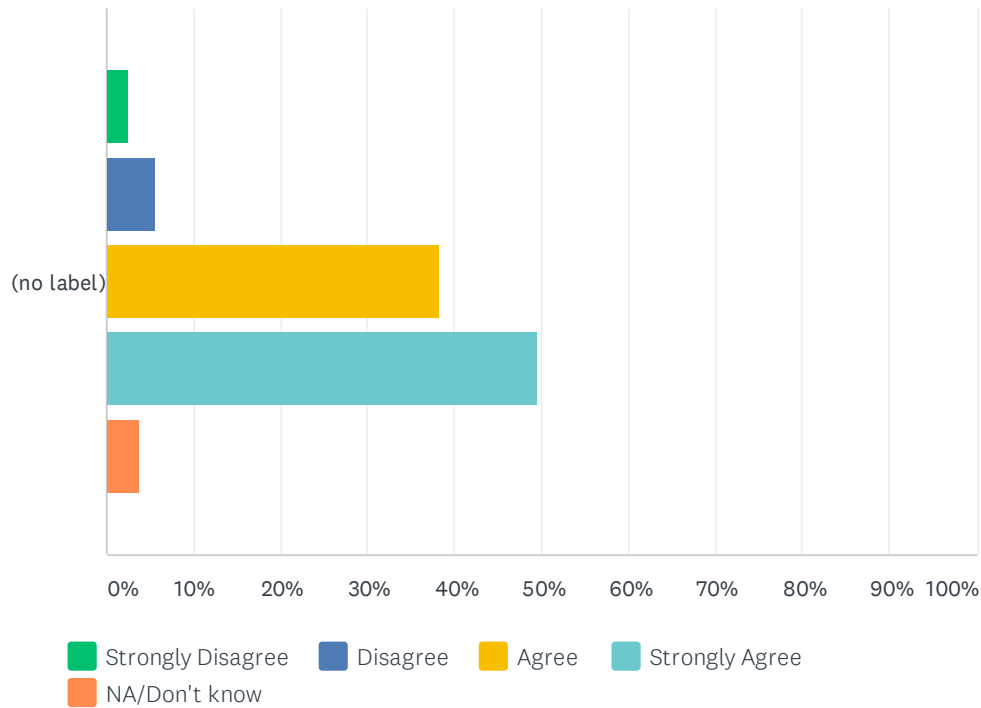


**Q1 The mission statement of the College accurately reflects the college's educational purposes, its intended student population, the types of degrees offered and its commitment to student learning and achievement. (EMP Goal #2; ACCJC Standard IA1)**

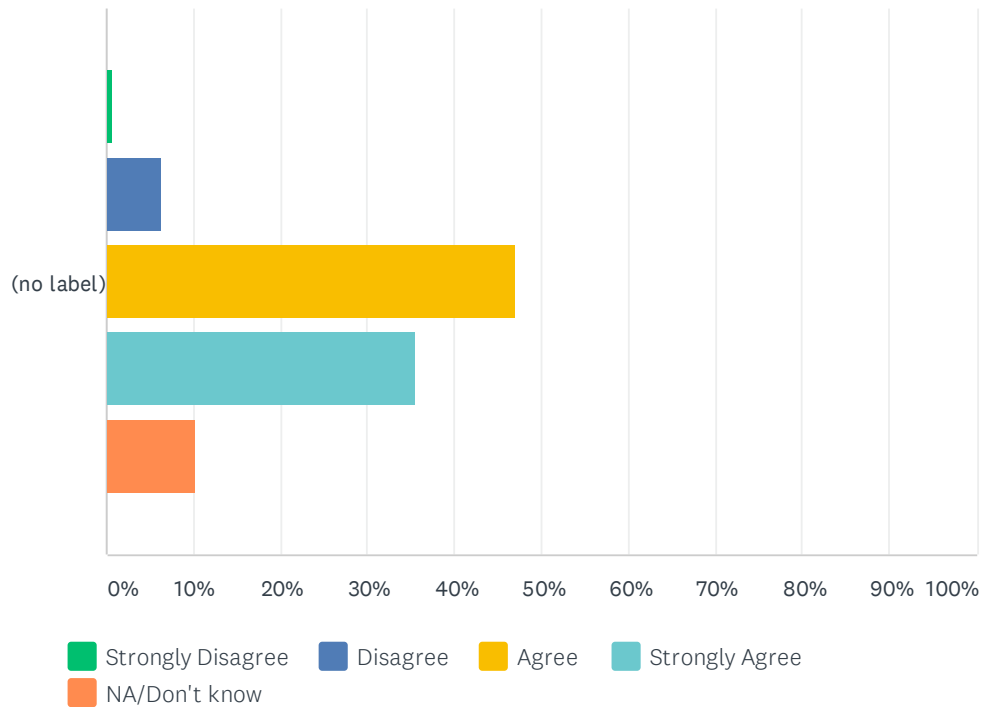
Answered: 157 Skipped: 1



	STRONGLY DISAGREE	DISAGREE	AGREE	STRONGLY AGREE	NA/DON'T KNOW	TOTAL	WEIGHTED AVERAGE
(no label)	2.55% 4	5.73% 9	38.22% 60	49.68% 78	3.82% 6	157	3.40

## Q2 The College uses data to determine how effectively it is accomplishing its mission. (EMP Goals #1-#5; ACCJC Standard IA2)

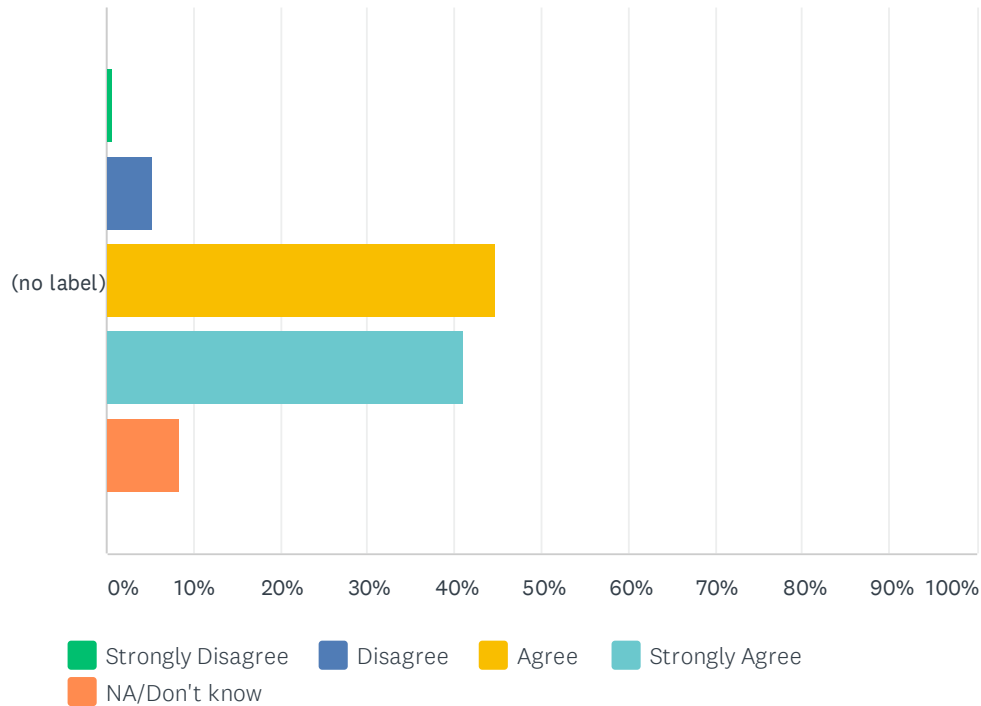
Answered: 157 Skipped: 1



	STRONGLY DISAGREE	DISAGREE	AGREE	STRONGLY AGREE	NA/DON'T KNOW	TOTAL	WEIGHTED AVERAGE
(no label)	0.64%	6.37%	47.13%	35.67%	10.19%	157	3.31
	1	10	74	56	16		

Q3 The College evaluates accomplishment of its mission through Program Review goals, Strategic Plan Goals, objectives, student learning outcomes, and student achievement. (EMP Goals #1 and #2; ACCJC Standard IB5)

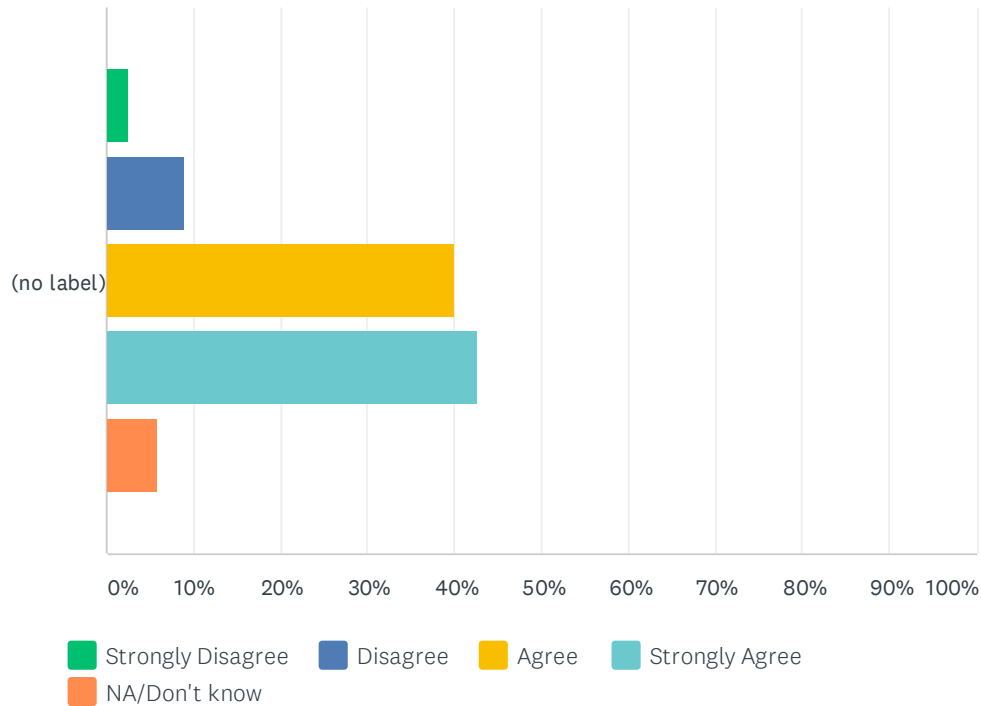
Answered: 154 Skipped: 4



	STRONGLY DISAGREE	DISAGREE	AGREE	STRONGLY AGREE	NA/DON'T KNOW	TOTAL	WEIGHTED AVERAGE
(no label)	0.65%	5.19%	44.81%	40.91%	8.44%	154	3.38
	1	8	69	63	13		

**Q4 I am given the opportunity to participate in activities that relate to program review, planning, and resource allocation. (EMP Goals #1 and #5; ACCJC Standards IB1, IB9)**

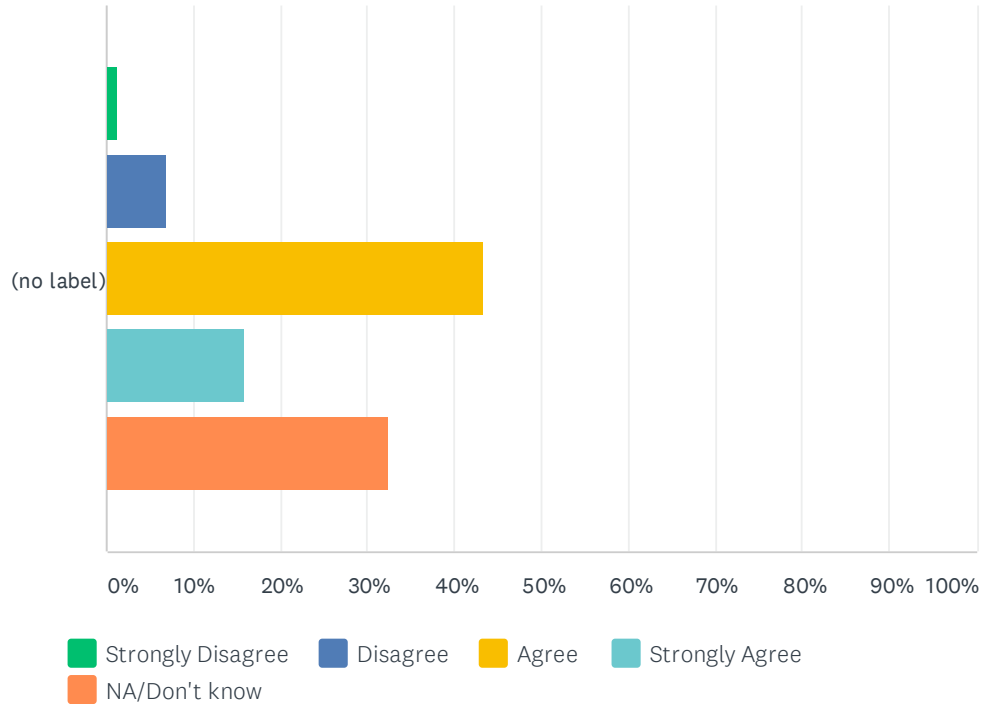
Answered: 155 Skipped: 3



	STRONGLY DISAGREE	DISAGREE	AGREE	STRONGLY AGREE	NA/DON'T KNOW	TOTAL	WEIGHTED AVERAGE
(no label)	2.58% 4	9.03% 14	40.00% 62	42.58% 66	5.81% 9	155	3.30

### Q5 The College uses disaggregated data for the purposes of decision-making, planning, and evaluation. (EMP Goals #1, #2 and #5; ACCJC Standard IB6)

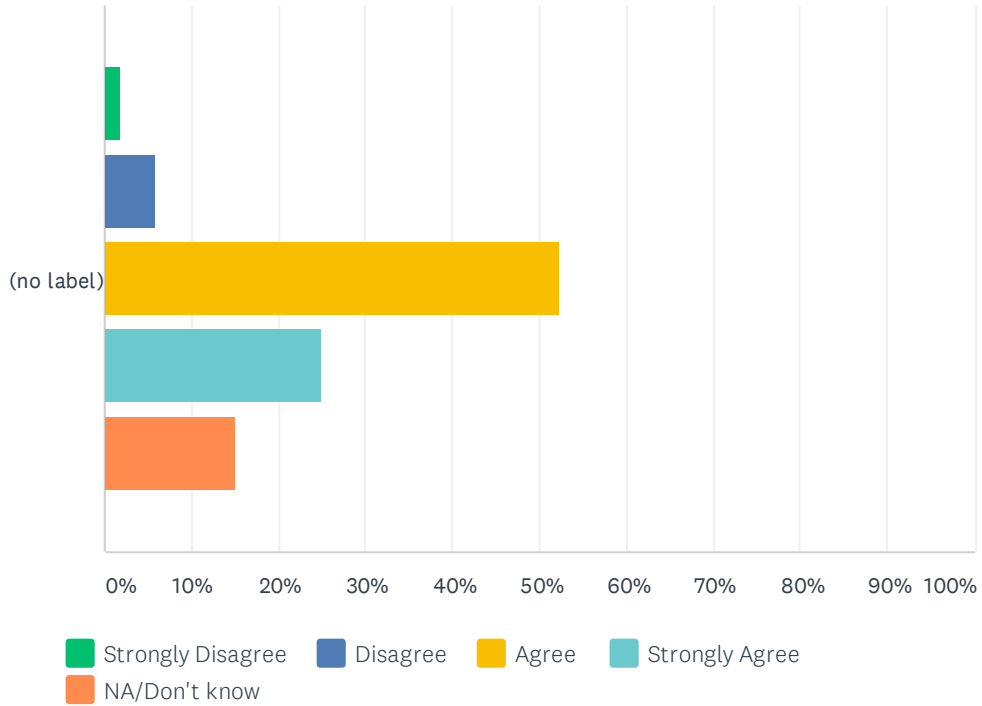
Answered: 157 Skipped: 1



	STRONGLY DISAGREE	DISAGREE	AGREE	STRONGLY AGREE	NA/DON'T KNOW	TOTAL	WEIGHTED AVERAGE
(no label)	1.27% 2	7.01% 11	43.31% 68	15.92% 25	32.48% 51	157	3.09

Q6 The College uses data and organizes its processes to support student learning and student achievement. (EMP Goals #1, #2 and #4; ACCJC Standard IB4)

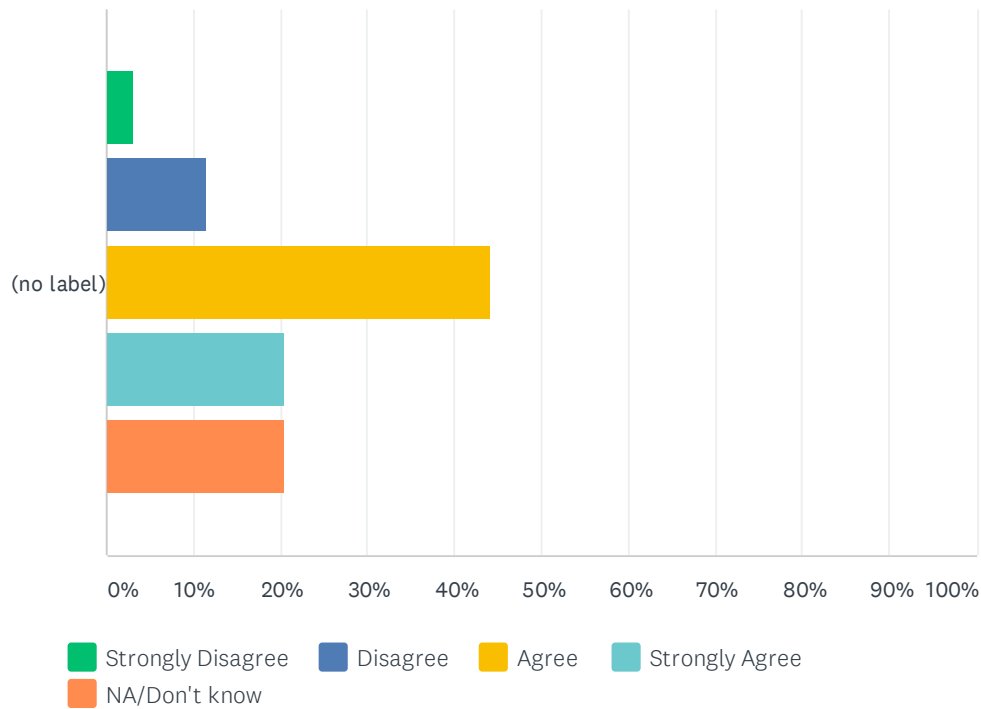
Answered: 153 Skipped: 5



	STRONGLY DISAGREE	DISAGREE	AGREE	STRONGLY AGREE	NA/DON'T KNOW	TOTAL	WEIGHTED AVERAGE
(no label)	1.96% 3	5.88% 9	52.29% 80	24.84% 38	15.03% 23	153	3.18

Q7 The College’s program/unit review process is effective and useful in improving instruction, student support services, and student learning. (EMP Goals #1 and #2; ACCJC Standards IB5, IB7)\*Note-Please respond to this question only as it pertains to the program/unit review process. Evaluation of the assessment process will be requested in Section III.

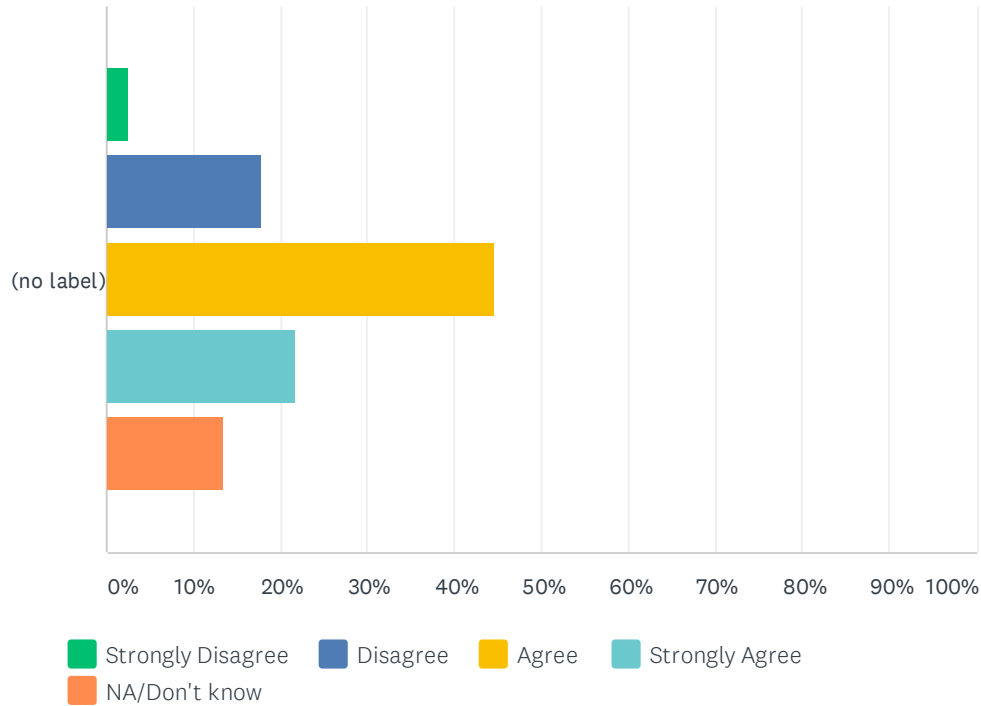
Answered: 156 Skipped: 2



	STRONGLY DISAGREE	DISAGREE	AGREE	STRONGLY AGREE	NA/DON'T KNOW	TOTAL	WEIGHTED AVERAGE
(no label)	3.21% 5	11.54% 18	44.23% 69	20.51% 32	20.51% 32	156	3.03

Q8 The College broadly communicates the results of its evaluation activities so that the campus community has a shared understanding of its strengths and weaknesses and sets appropriate priorities. \*Note - If you "Strongly Disagree" with this statement, we encourage you to provide a comment at the end of this section. (EMP Goals #1 and #5; ACCJC Standard IB8)

Answered: 157 Skipped: 1

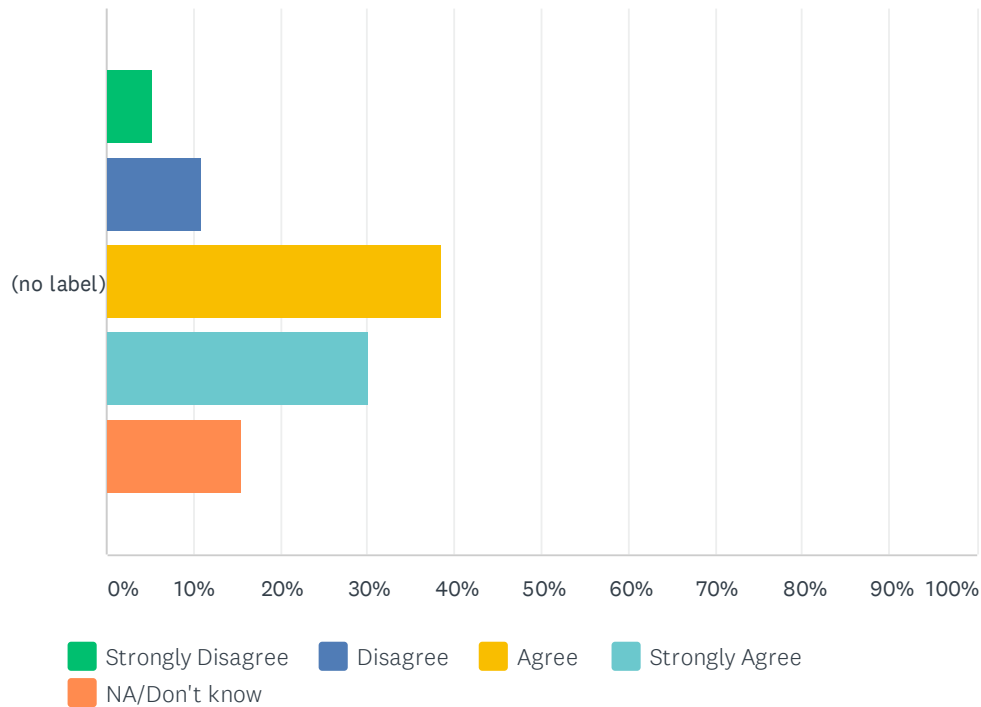


	STRONGLY DISAGREE	DISAGREE	AGREE	STRONGLY AGREE	NA/DON'T KNOW	TOTAL	WEIGHTED AVERAGE
(no label)	2.55%	17.83%	44.59%	21.66%	13.38%	157	2.99
	4	28	70	34	21		



Q9 I have collaborated with or provided services and support to another College program/unit. (EMP Goals #1, #3 and #4; ACCJC Standard IB9)

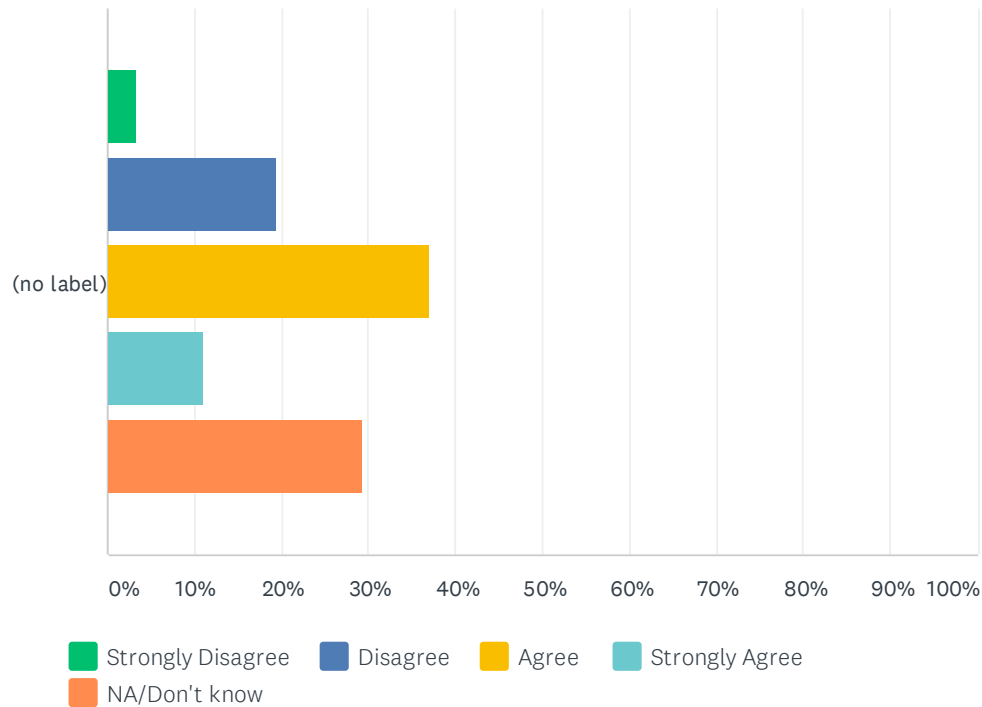
Answered: 156 Skipped: 2



	STRONGLY DISAGREE	DISAGREE	AGREE	STRONGLY AGREE	NA/DON'T KNOW	TOTAL	WEIGHTED AVERAGE
(no label)	5.13%	10.90%	38.46%	30.13%	15.38%	156	3.11
	8	17	60	47	24		

### Q10 The District Office provides effective direction and support to the College. (EMP Goal #5; ACCJC Standard IVD1)

Answered: 154 Skipped: 4



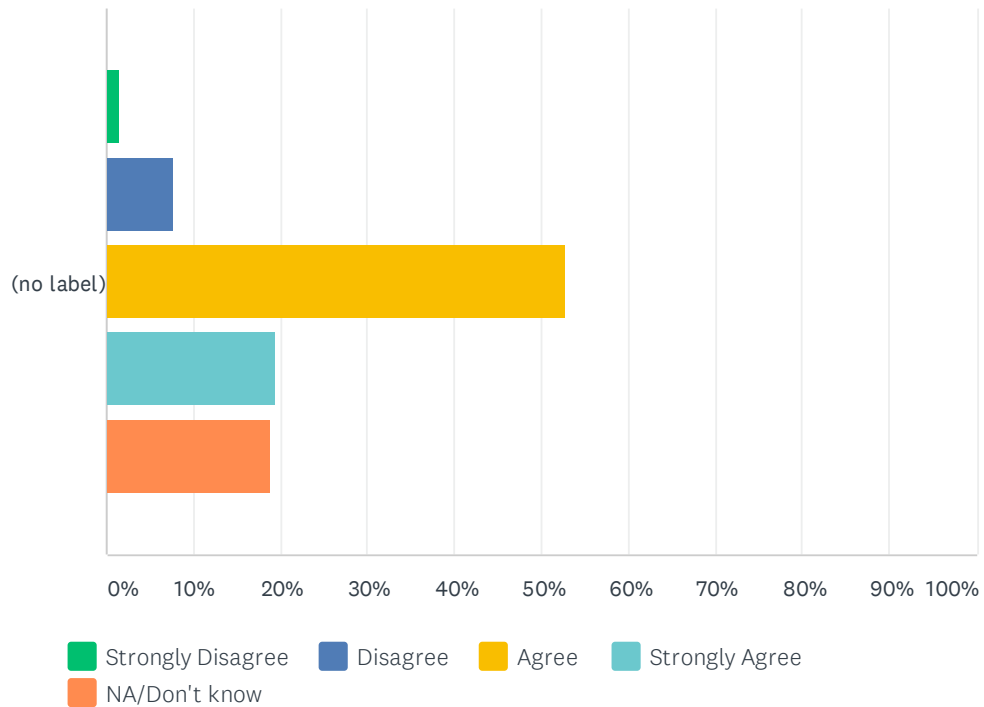
	STRONGLY DISAGREE	DISAGREE	AGREE	STRONGLY AGREE	NA/DON'T KNOW	TOTAL	WEIGHTED AVERAGE
(no label)	3.25%	19.48%	37.01%	11.04%	29.22%	154	2.79
	5	30	57	17	45		

## Q11 Comment for Planning Processes

Answered: 25 Skipped: 133

### Q12 The College has an effective shared governance model. (EMP Goals #1 and #5; ACCJC Standard IVA3)

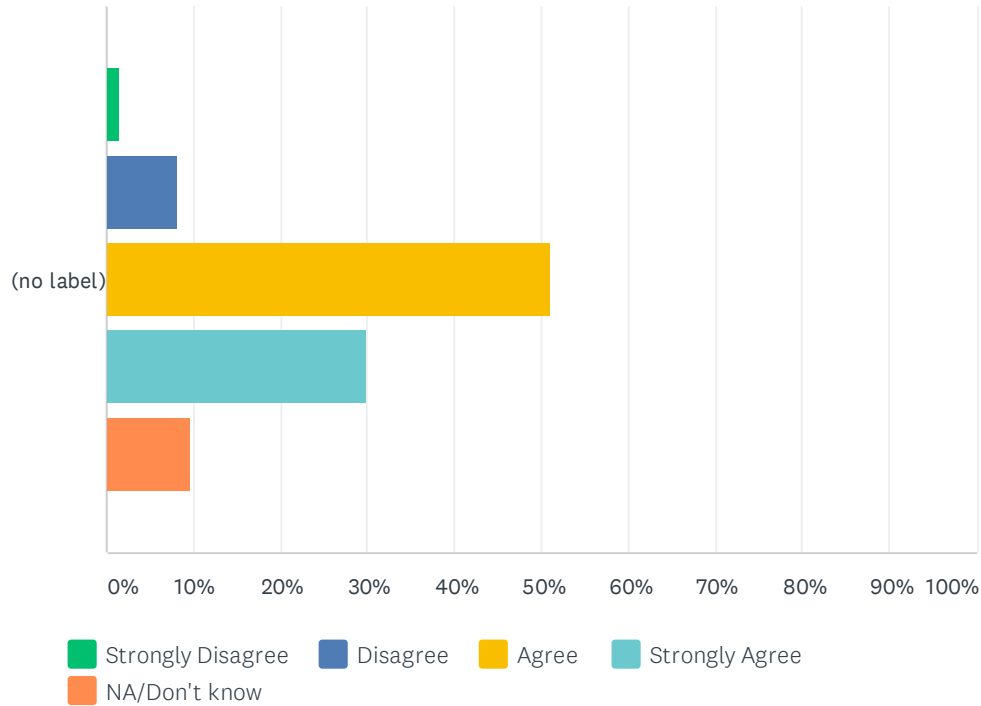
Answered: 144 Skipped: 14



	STRONGLY DISAGREE	DISAGREE	AGREE	STRONGLY AGREE	NA/DON'T KNOW	TOTAL	WEIGHTED AVERAGE
(no label)	1.39% 2	7.64% 11	52.78% 76	19.44% 28	18.75% 27	144	3.11

Q13 Members of the campus community have an opportunity to bring forth their ideas, suggestions, and feedback through the shared governance committee structure and process. (EMP Goals #1 and #5; ACCJC Standard IVA2)

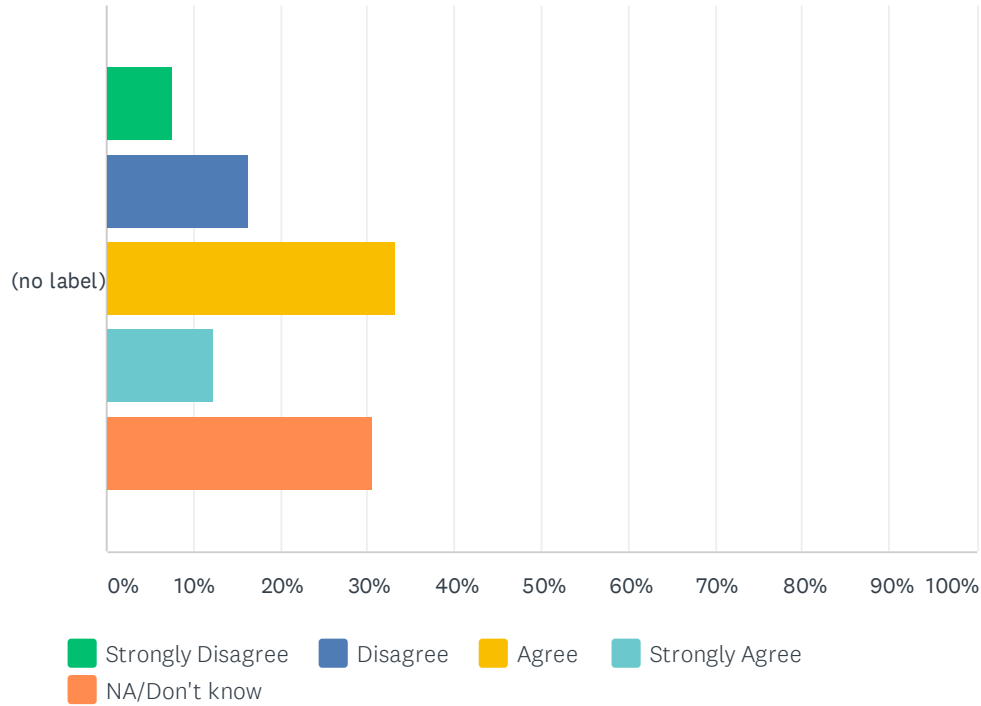
Answered: 147 Skipped: 11



	STRONGLY DISAGREE	DISAGREE	AGREE	STRONGLY AGREE	NA/DON'T KNOW	TOTAL	WEIGHTED AVERAGE
(no label)	1.36% 2	8.16% 12	51.02% 75	29.93% 44	9.52% 14	147	3.21

**Q14 The RAP decision-making process at the College is transparent and the outcomes are equitable. (EMP Goals #1-#3, and #5; ACCJC Standards IB9, IVB3)**

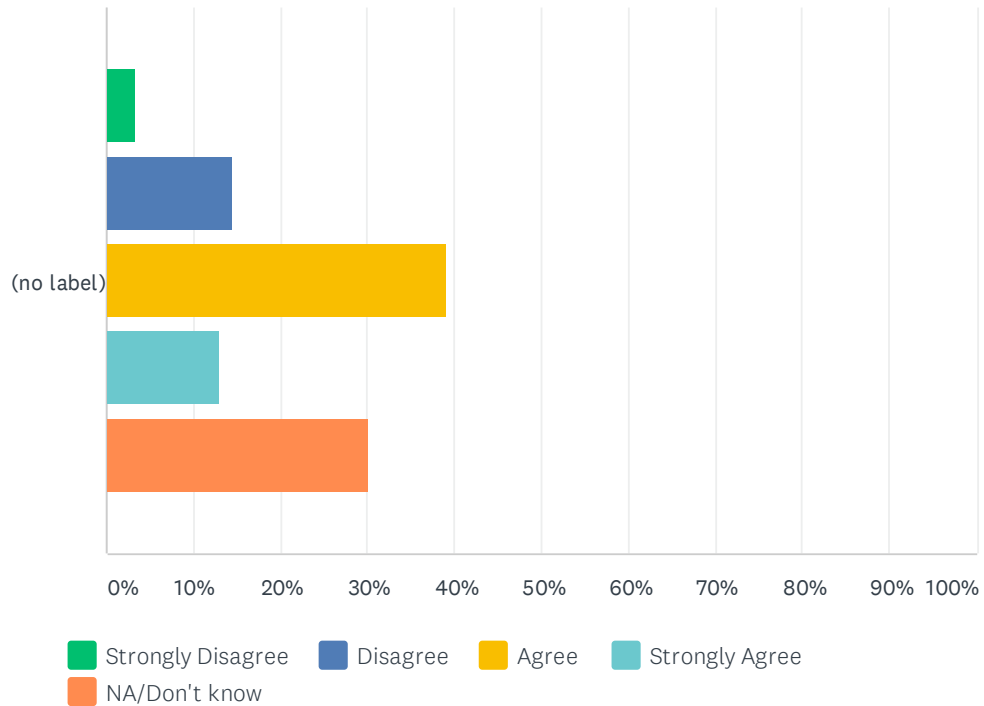
Answered: 147 Skipped: 11



	STRONGLY DISAGREE	DISAGREE	AGREE	STRONGLY AGREE	NA/DON'T KNOW	TOTAL	WEIGHTED AVERAGE
(no label)	7.48%	16.33%	33.33%	12.24%	30.61%	147	2.73
	11	24	49	18	45		

**Q15 The College regularly evaluates its leadership roles, governance and decision-making processes to ensure their integrity and effectiveness. (EMP Goals #1 and #5; ACCJC Standard IVA7)**

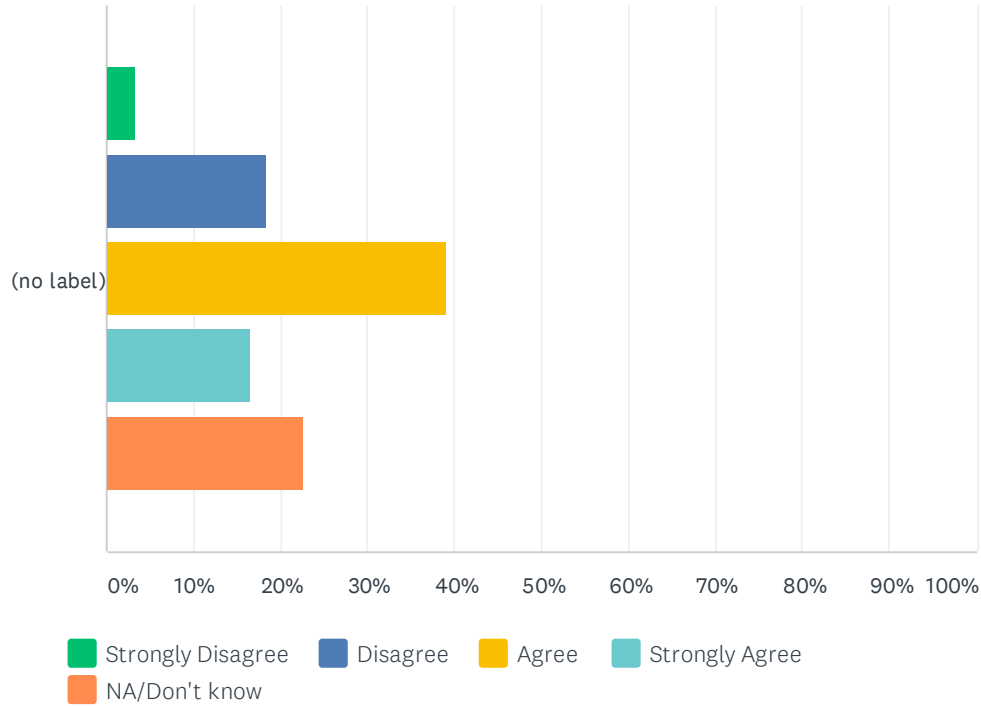
Answered: 146 Skipped: 12



	STRONGLY DISAGREE	DISAGREE	AGREE	STRONGLY AGREE	NA/DON'T KNOW	TOTAL	WEIGHTED AVERAGE
(no label)	3.42%	14.38%	39.04%	13.01%	30.14%	146	2.88
	5	21	57	19	44		

**Q16 The College widely communicates the results of these evaluations and uses them as the basis for improvement. (EMP Goals #1 and #5; ACCJC Standard IVA7)**

Answered: 146 Skipped: 12



	STRONGLY DISAGREE	DISAGREE	AGREE	STRONGLY AGREE	NA/DON'T KNOW	TOTAL	WEIGHTED AVERAGE
(no label)	3.42%	18.49%	39.04%	16.44%	22.60%	146	2.88
	5	27	57	24	33		

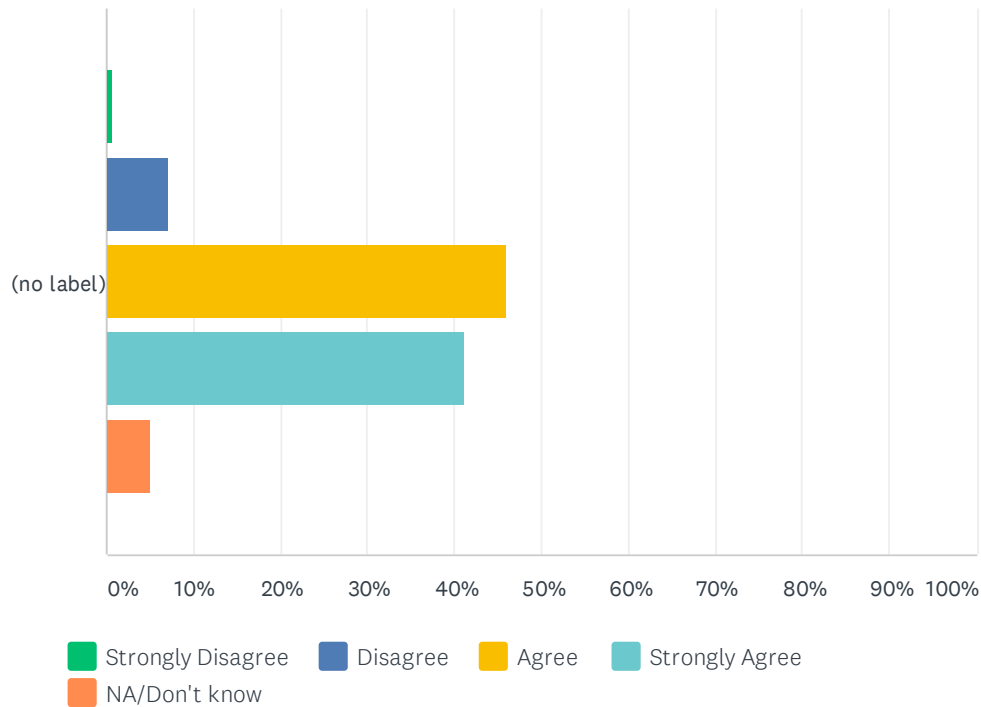


## Q17 Comment on Shared Governance Council and its Subcommittees

Answered: 26 Skipped: 132

### Q18 The College supports academic freedom and responsibility. (EMP Goals #1-#3; ACCJC Standard IC4)

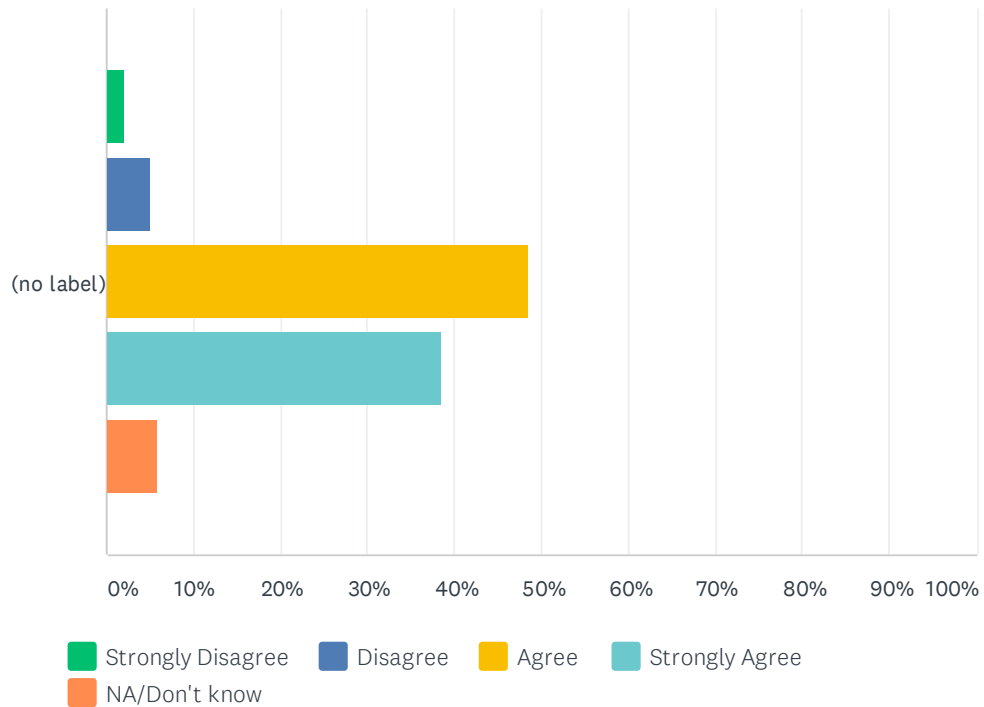
Answered: 141 Skipped: 17



	STRONGLY DISAGREE	DISAGREE	AGREE	STRONGLY AGREE	NA/DON'T KNOW	TOTAL	WEIGHTED AVERAGE
(no label)	0.71% 1	7.09% 10	46.10% 65	41.13% 58	4.96% 7	141	3.34

### Q19 The College fosters integrity of the teaching/learning process. (EMP Goals #1-#3; ACCJC Standard IC1)

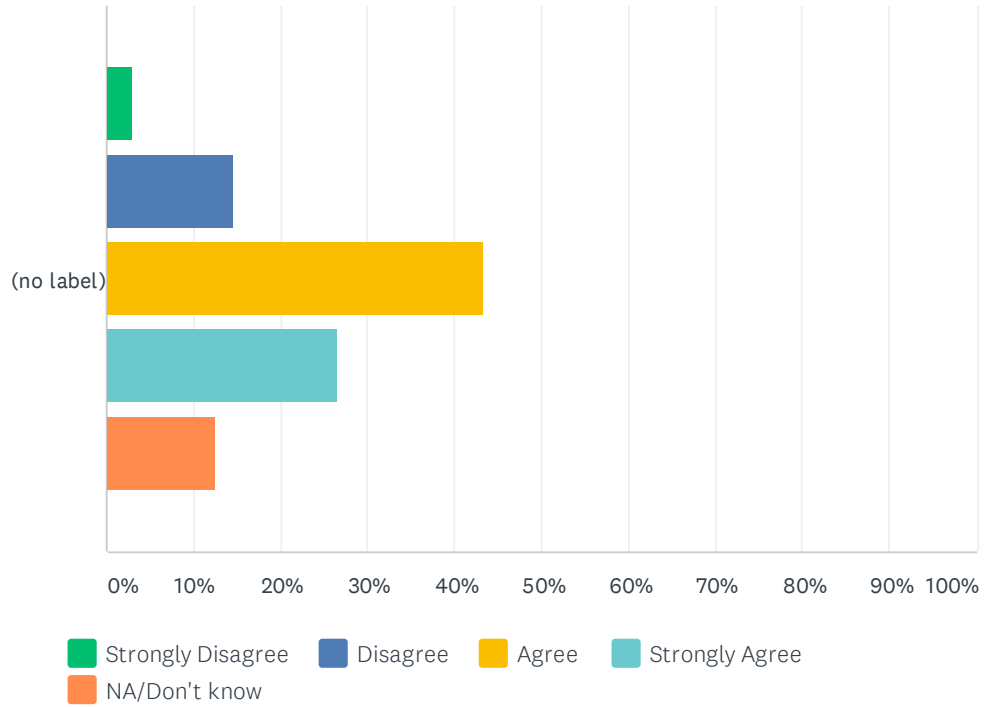
Answered: 138 Skipped: 20



	STRONGLY DISAGREE	DISAGREE	AGREE	STRONGLY AGREE	NA/DON'T KNOW	TOTAL	WEIGHTED AVERAGE
(no label)	2.17% 3	5.07% 7	48.55% 67	38.41% 53	5.80% 8	138	3.31

## Q20 The College effectively identifies the diverse learning styles of our students. (EMP Goals #1-#3; ACCJC Standards IIA2, IIA7)

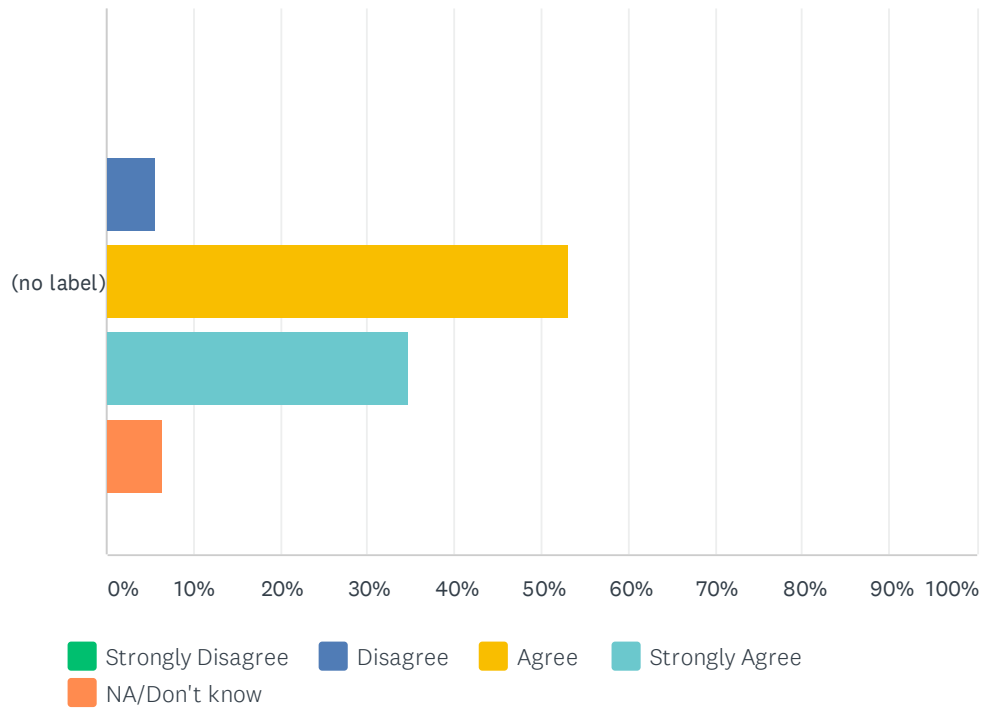
Answered: 136 Skipped: 22



	STRONGLY DISAGREE	DISAGREE	AGREE	STRONGLY AGREE	NA/DON'T KNOW	TOTAL	WEIGHTED AVERAGE
(no label)	2.94% 4	14.71% 20	43.38% 59	26.47% 36	12.50% 17	136	3.07

**Q21 Course Student Learning Outcomes and Program Student Learning Outcomes are effectively emphasized in the College’s courses and programs. (EMP Goals #2 and #5; ACCJC Standards IB2, IC3, IIA3, IIA11)**

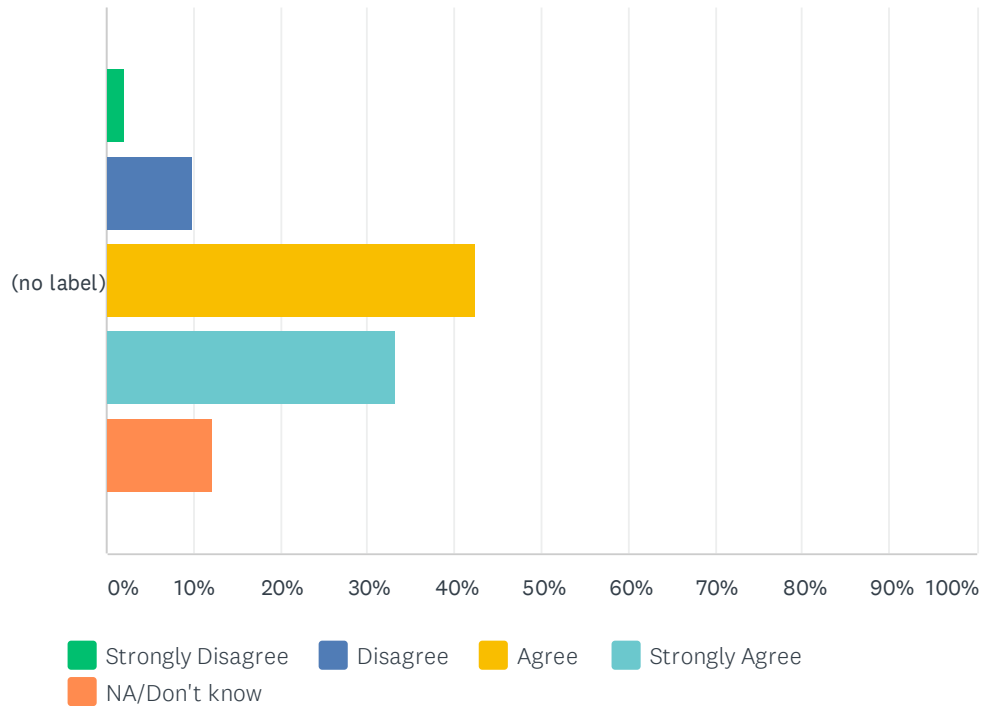
Answered: 141 Skipped: 17



	STRONGLY DISAGREE	DISAGREE	AGREE	STRONGLY AGREE	NA/DON'T KNOW	TOTAL	WEIGHTED AVERAGE
(no label)	0.00% 0	5.67% 8	53.19% 75	34.75% 49	6.38% 9	141	3.31

**Q22 Faculty and other college personnel regularly engage in dialogue about the continuous improvement of student learning. (EMP Goals #1, #2 and #5; ACCJC Standards IB1, IB3)**

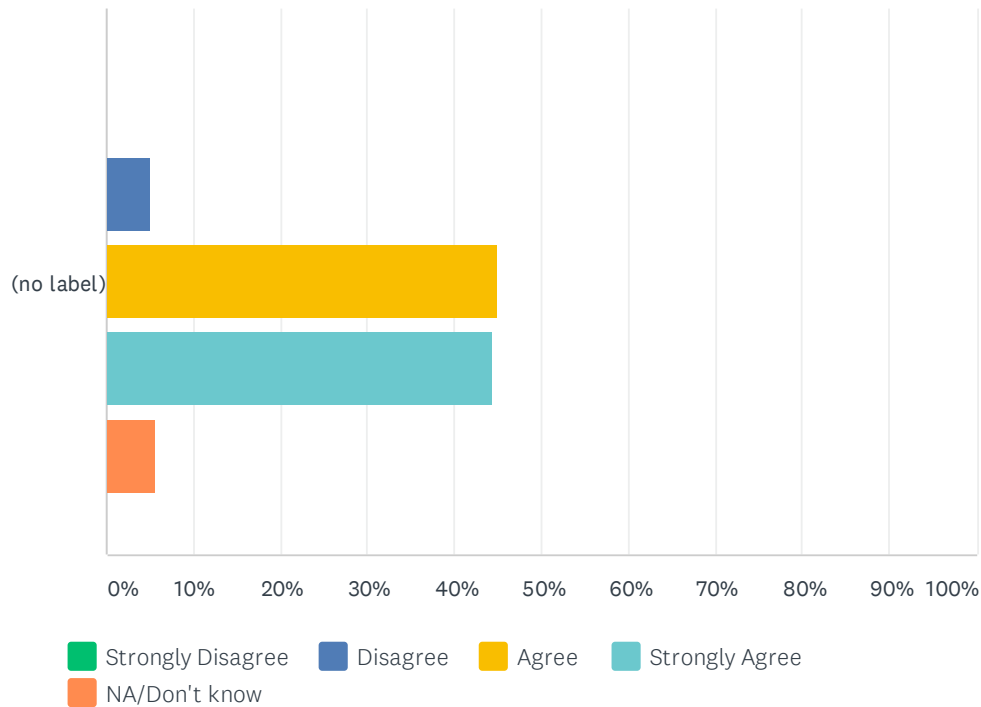
Answered: 141 Skipped: 17



	STRONGLY DISAGREE	DISAGREE	AGREE	STRONGLY AGREE	NA/DON'T KNOW	TOTAL	WEIGHTED AVERAGE
(no label)	2.13%	9.93%	42.55%	33.33%	12.06%	141	3.22
	3	14	60	47	17		

### Q23 The College provides effective and high-quality student support services. (EMP Goals #1, #2, #4 and #5; ACCJC Standard IIC)

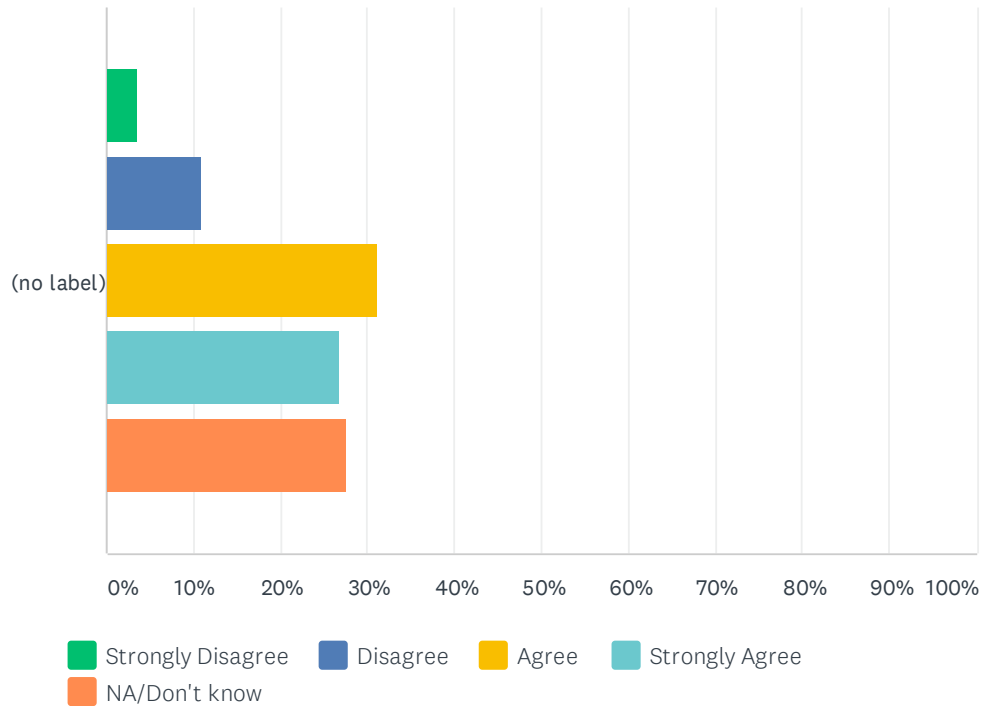
Answered: 140 Skipped: 18



	STRONGLY DISAGREE	DISAGREE	AGREE	STRONGLY AGREE	NA/DON'T KNOW	TOTAL	WEIGHTED AVERAGE
(no label)	0.00% 0	5.00% 7	45.00% 63	44.29% 62	5.71% 8	140	3.42

### Q24 Effective and adequate information, coaching, and training are available to assist in the development of Course Outlines of Record (COOR). (EMP Goals #1-#3; ACCJC Standard IIA3)

Answered: 138 Skipped: 20

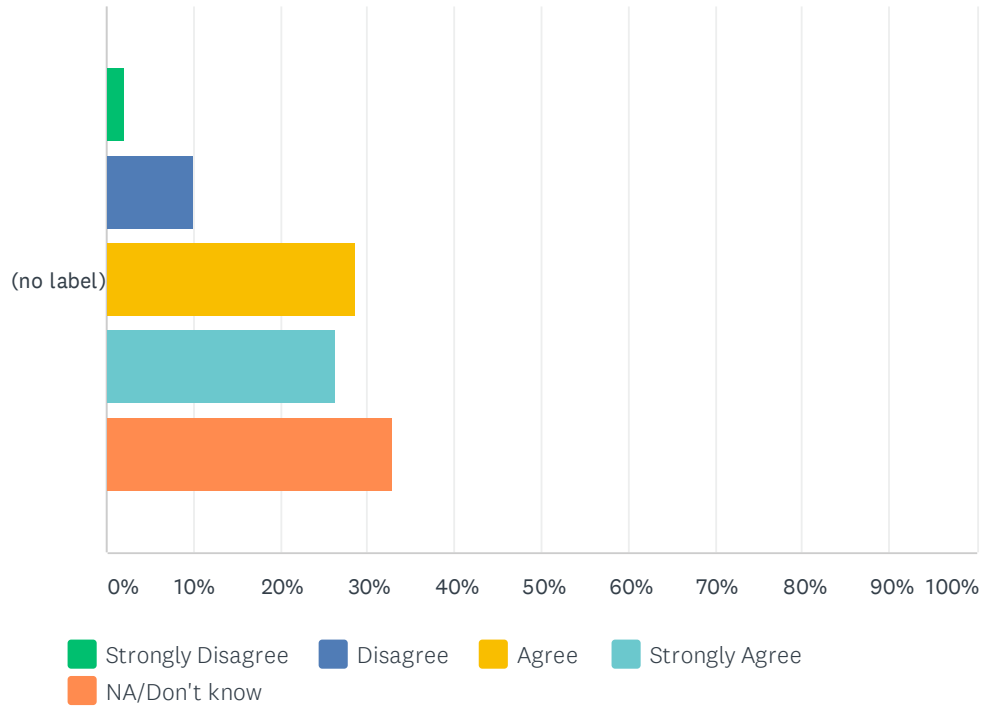


	STRONGLY DISAGREE	DISAGREE	AGREE	STRONGLY AGREE	NA/DON'T KNOW	TOTAL	WEIGHTED AVERAGE
(no label)	3.62% 5	10.87% 15	31.16% 43	26.81% 37	27.54% 38	138	3.12



**Q25 Effective and adequate content review, coaching and/or resources have been readily available and clearly identified to assist in getting a course or program approved. (EMP Goals #1 and #2; ACCJC Standard IIA3)**

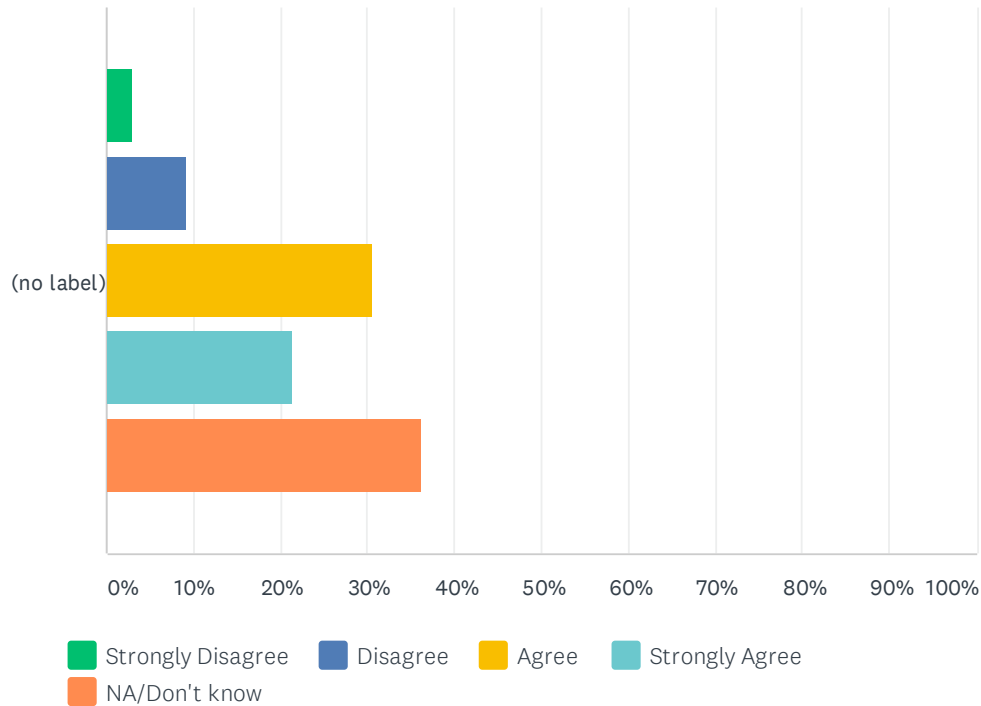
Answered: 140 Skipped: 18



	STRONGLY DISAGREE	DISAGREE	AGREE	STRONGLY AGREE	NA/DON'T KNOW	TOTAL	WEIGHTED AVERAGE
(no label)	2.14% 3	10.00% 14	28.57% 40	26.43% 37	32.86% 46	140	3.18

**Q26 The College's curriculum approval process is effective and meets the needs of my department/program to effectively design and deliver courses. (EMP Goals #1, #2, #4 and #5; ACCJC Standards IIA4, IIA12)**

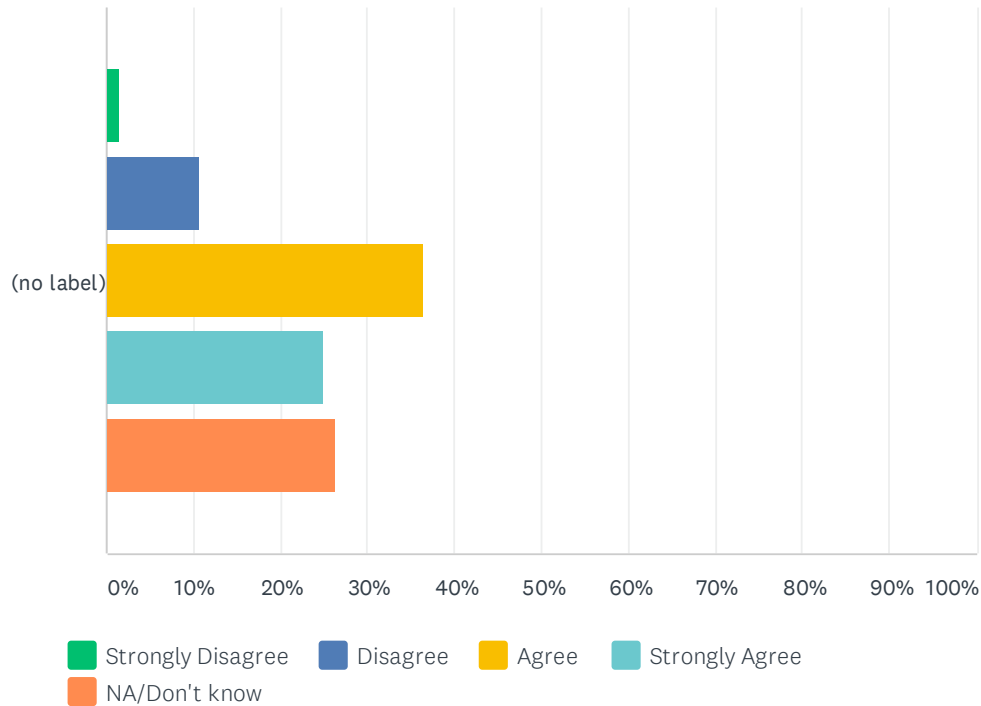
Answered: 141 Skipped: 17



	STRONGLY DISAGREE	DISAGREE	AGREE	STRONGLY AGREE	NA/DON'T KNOW	TOTAL	WEIGHTED AVERAGE
(no label)	2.84%	9.22%	30.50%	21.28%	36.17%	141	3.10
	4	13	43	30	51		

**Q27 Teaching methods and pedagogy have been influenced by the outcomes of assessment in my department/program. (EMP Goals #1 and #2; ACCJC Standard IIIA14)**

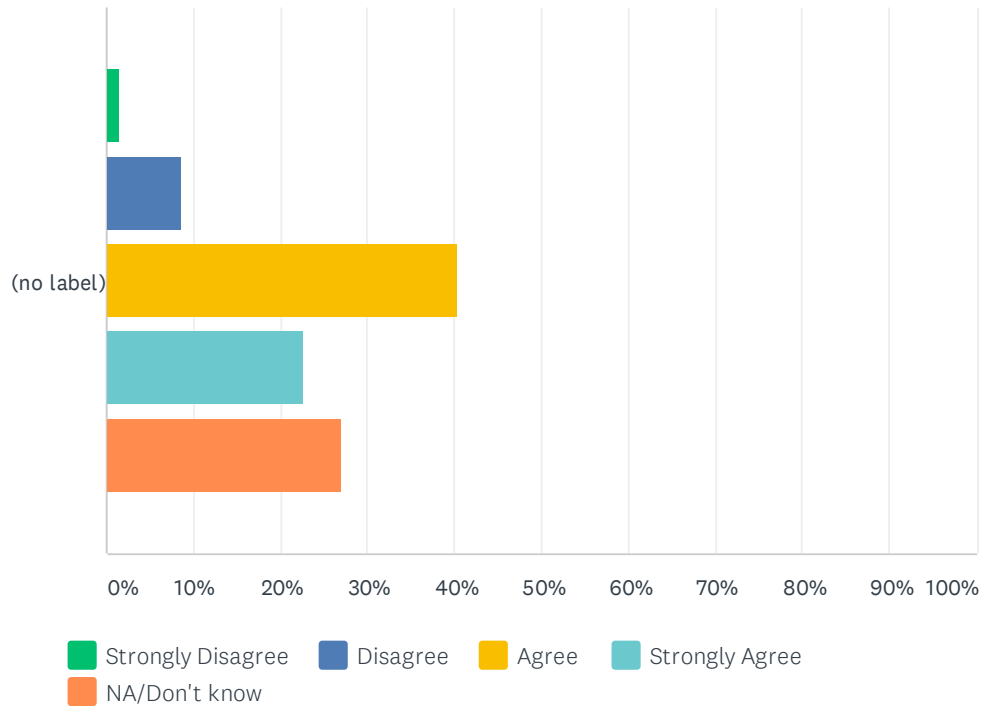
Answered: 140 Skipped: 18



	STRONGLY DISAGREE	DISAGREE	AGREE	STRONGLY AGREE	NA/DON'T KNOW	TOTAL	WEIGHTED AVERAGE
(no label)	1.43% 2	10.71% 15	36.43% 51	25.00% 35	26.43% 37	140	3.16

### Q28 Department dialogue and changes to Course Outlines of Record have occurred as a result of the assessment process. (EMP Goals #1 and #2; ACCJC Standard IB)

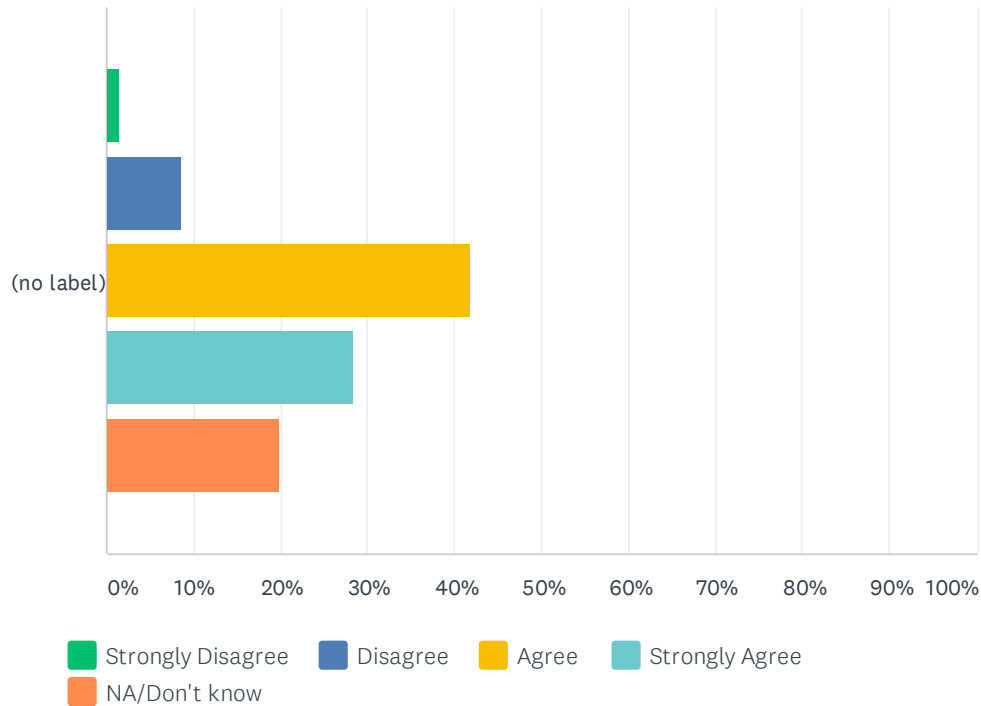
Answered: 141 Skipped: 17



	STRONGLY DISAGREE	DISAGREE	AGREE	STRONGLY AGREE	NA/DON'T KNOW	TOTAL	WEIGHTED AVERAGE
(no label)	1.42% 2	8.51% 12	40.43% 57	22.70% 32	26.95% 38	141	3.16

**Q29 I regularly use assessment and survey results to make improvements in my unit and to identify any professional development needs. (EMP Goals #1, #2, #4 and #5; ACCJC Standard IA2)**

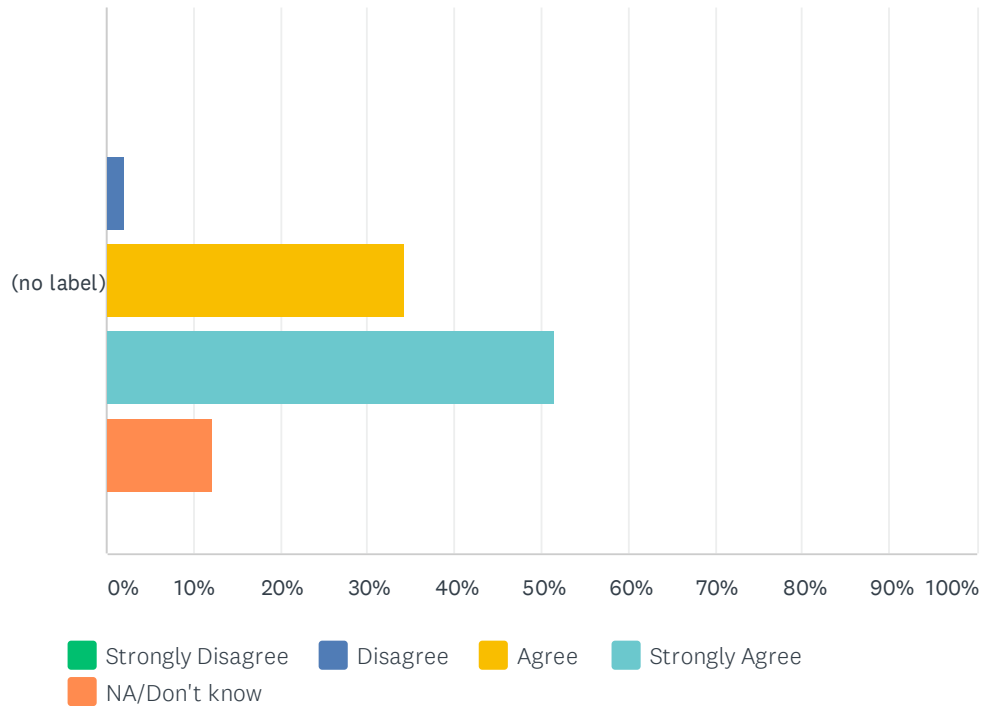
Answered: 141 Skipped: 17



	STRONGLY DISAGREE	DISAGREE	AGREE	STRONGLY AGREE	NA/DON'T KNOW	TOTAL	WEIGHTED AVERAGE
(no label)	1.42%	8.51%	41.84%	28.37%	19.86%	141	3.21
	2	12	59	40	28		

**Q30 The College has expanded and increased the number of Distance Education course offerings and online degrees. (EMP Goals #1, #2 and #5; ACCJC Standards IIA1, IIA2)**

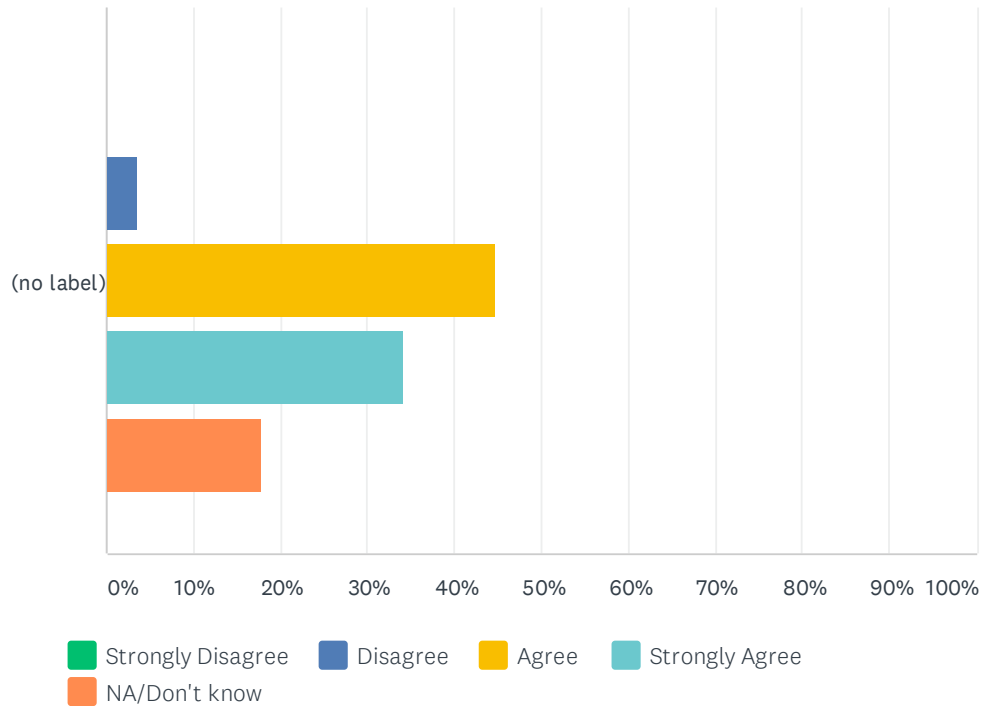
Answered: 140 Skipped: 18



	STRONGLY DISAGREE	DISAGREE	AGREE	STRONGLY AGREE	NA/DON'T KNOW	TOTAL	WEIGHTED AVERAGE
(no label)	0.00%	2.14%	34.29%	51.43%	12.14%	140	3.56
	0	3	48	72	17		

### Q31 The College has created institutional changes to support the integration of the state-mandated initiatives AB705 and Guided Pathways. (EMP Goals #1-#5; ACCJC Standards IB, IIA)

Answered: 141 Skipped: 17



	STRONGLY DISAGREE	DISAGREE	AGREE	STRONGLY AGREE	NA/DON'T KNOW	TOTAL	WEIGHTED AVERAGE
(no label)	0.00%	3.55%	44.68%	34.04%	17.73%	141	3.37
	0	5	63	48	25		

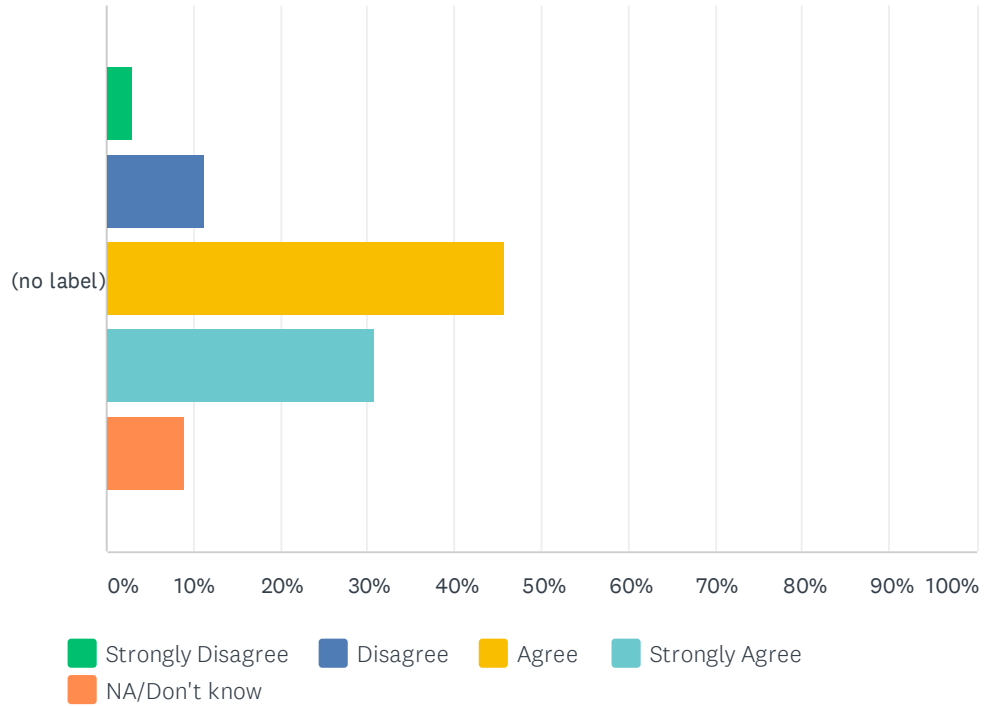
## Q32 Comment on Teaching and Student Learning

Answered: 24 Skipped: 134



Q33 I feel my ideas, opinions, and concerns are respectfully listened to and/or acknowledged in College committees. (EMP Goal #1; ACCJC Standard IVA5)

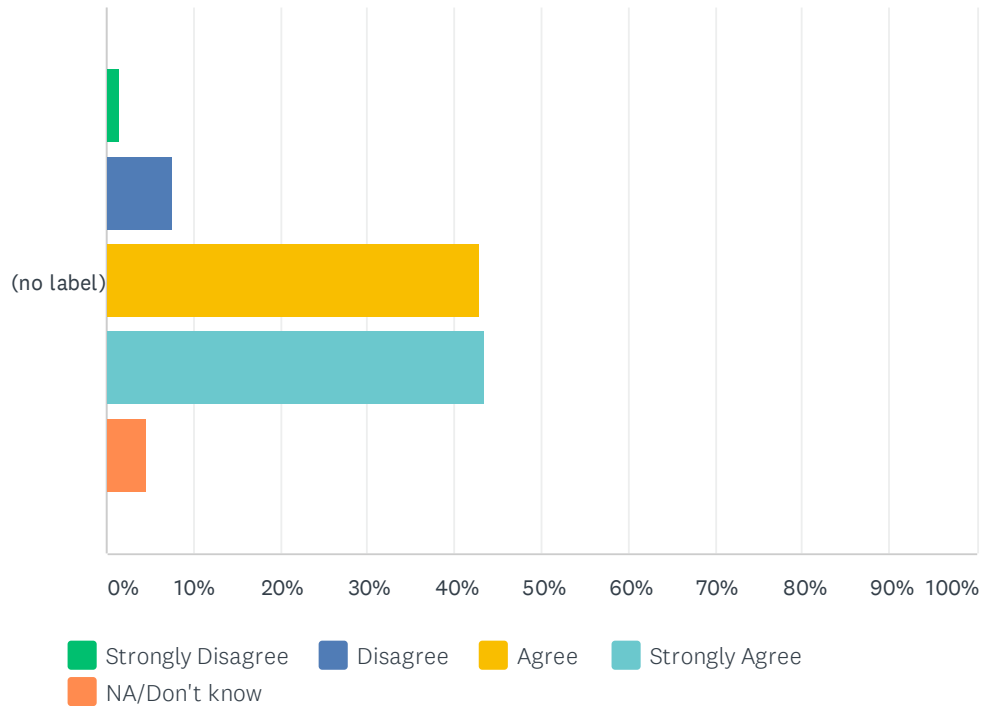
Answered: 133 Skipped: 25



	STRONGLY DISAGREE	DISAGREE	AGREE	STRONGLY AGREE	NA/DON'T KNOW	TOTAL	WEIGHTED AVERAGE
(no label)	3.01%	11.28%	45.86%	30.83%	9.02%	133	3.15
	4	15	61	41	12		

### Q34 College personnel understand and are committed to issues of equity and diversity. (EMP Goals #1 and #2; ACCJC Standards IB1, IIA7 and IIIA12)

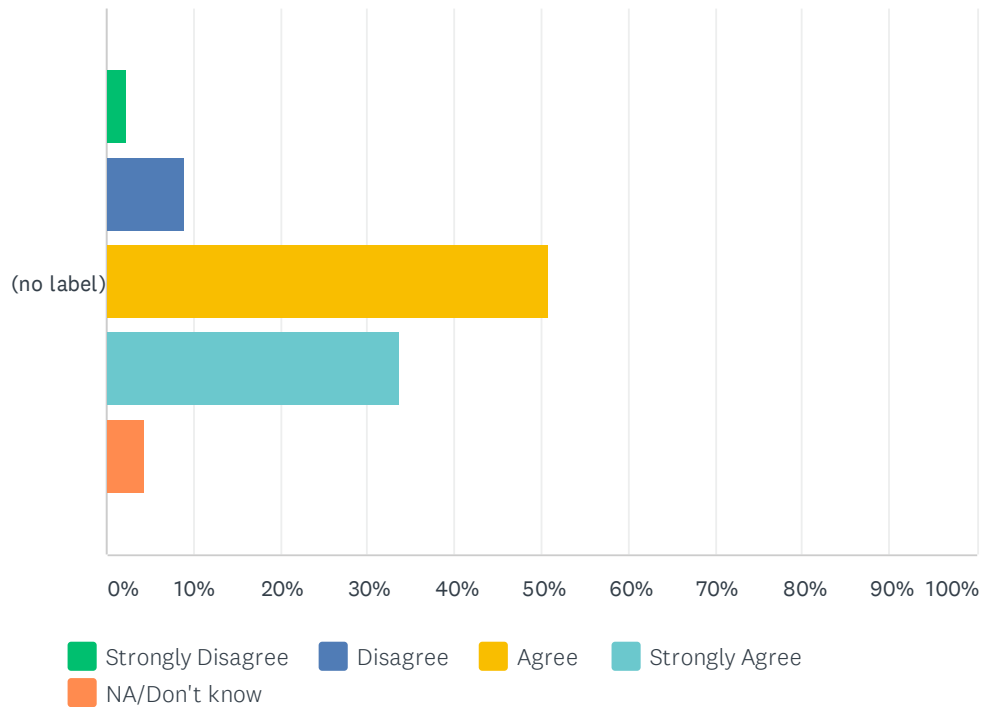
Answered: 133 Skipped: 25



	STRONGLY DISAGREE	DISAGREE	AGREE	STRONGLY AGREE	NA/DON'T KNOW	TOTAL	WEIGHTED AVERAGE
(no label)	1.50%	7.52%	42.86%	43.61%	4.51%	133	3.35
	2	10	57	58	6		

### Q35 College personnel practice inclusivity, equity and diversity. (EMP Goals #1 and #2; ACCJC Standards IB1, IIA7 and IIIA12)

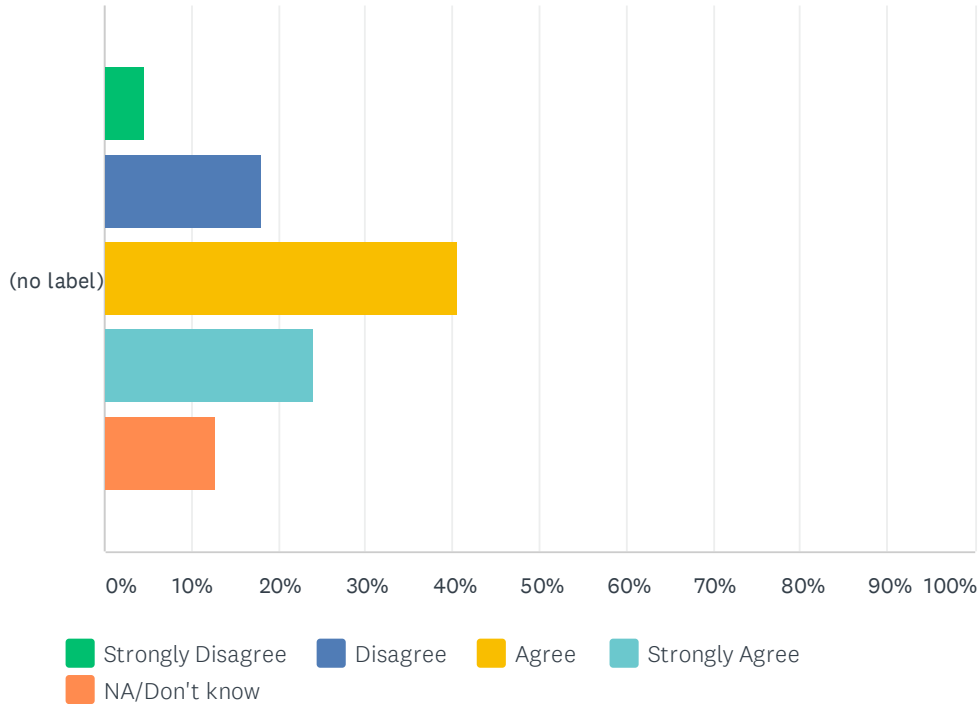
Answered: 134 Skipped: 24



	STRONGLY DISAGREE	DISAGREE	AGREE	STRONGLY AGREE	NA/DON'T KNOW	TOTAL	WEIGHTED AVERAGE
(no label)	2.24% 3	8.96% 12	50.75% 68	33.58% 45	4.48% 6	134	3.21

Q36 The College actively recruits and maintains a diverse workforce in all employee groups – faculty, classified professional, and management. (EMP Goals #1 and #2; ACCJC Standards IIA11, IIIA12)

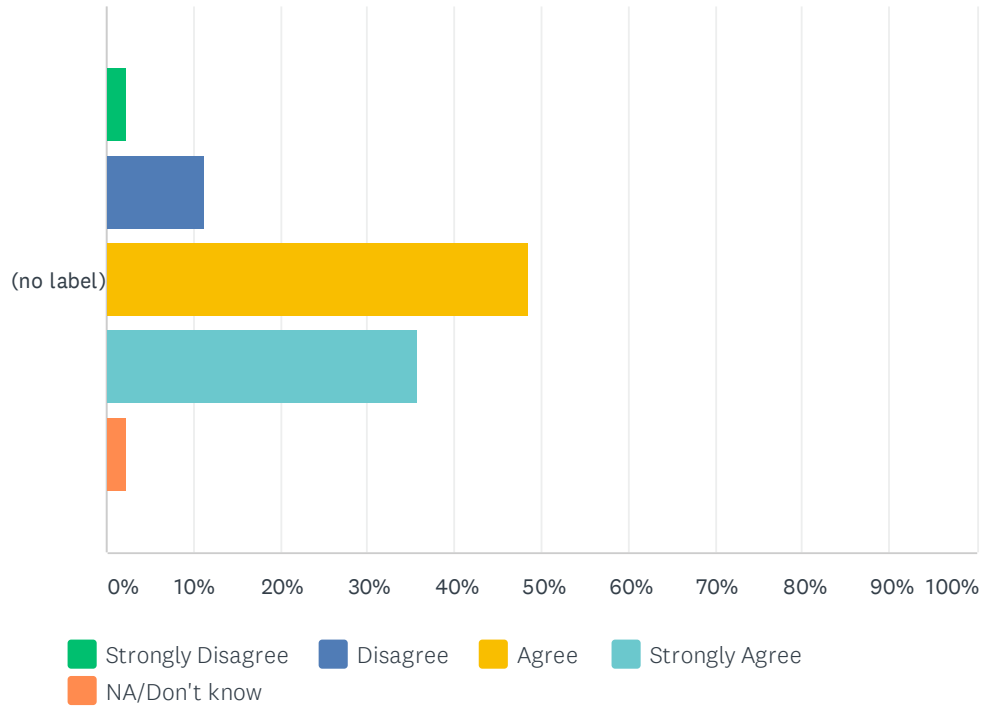
Answered: 133 Skipped: 25



	STRONGLY DISAGREE	DISAGREE	AGREE	STRONGLY AGREE	NA/DON'T KNOW	TOTAL	WEIGHTED AVERAGE
(no label)	4.51%	18.05%	40.60%	24.06%	12.78%	133	2.97
	6	24	54	32	17		

**Q37 The College actively empowers, celebrates, and supports respect for diverse backgrounds, identities, and perspectives among students, faculty, classified professional, and administrators. (EMP Goals #1 and #2; ACCJC Standards IIA7, IIA11 and IIIA12)**

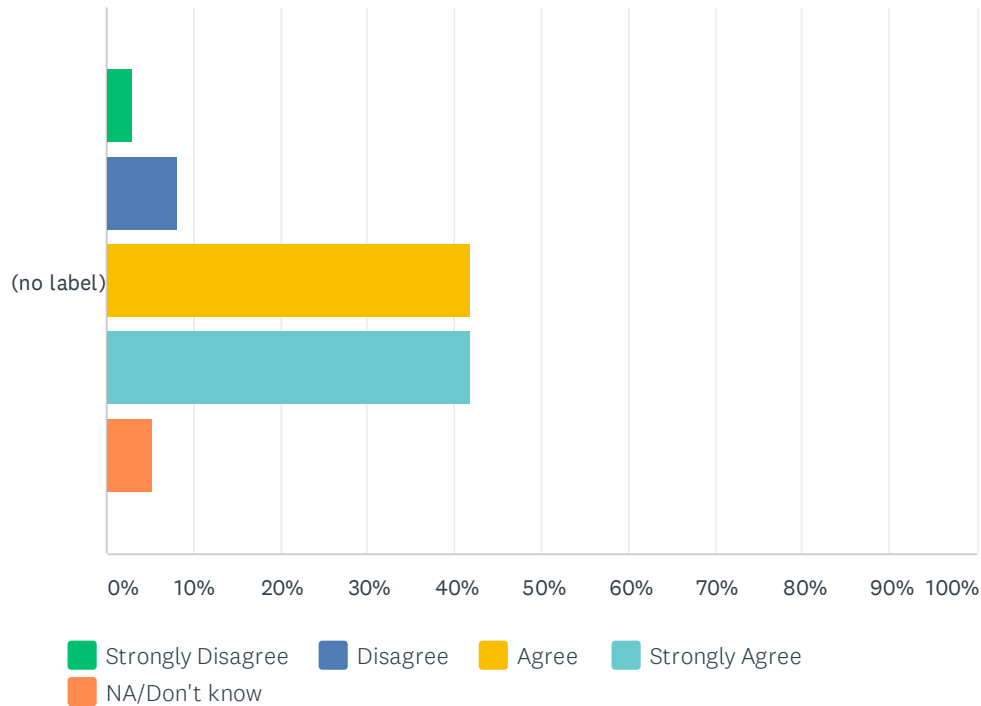
Answered: 134 Skipped: 24



	STRONGLY DISAGREE	DISAGREE	AGREE	STRONGLY AGREE	NA/DON'T KNOW	TOTAL	WEIGHTED AVERAGE
(no label)	2.24% 3	11.19% 15	48.51% 65	35.82% 48	2.24% 3	134	3.21

Q38 My department/program/unit actively engages in addressing issues related to equity and achievement of equitable outcomes. (EMP Goals #1 and #2; ACCJC Standards IB5, IB6)

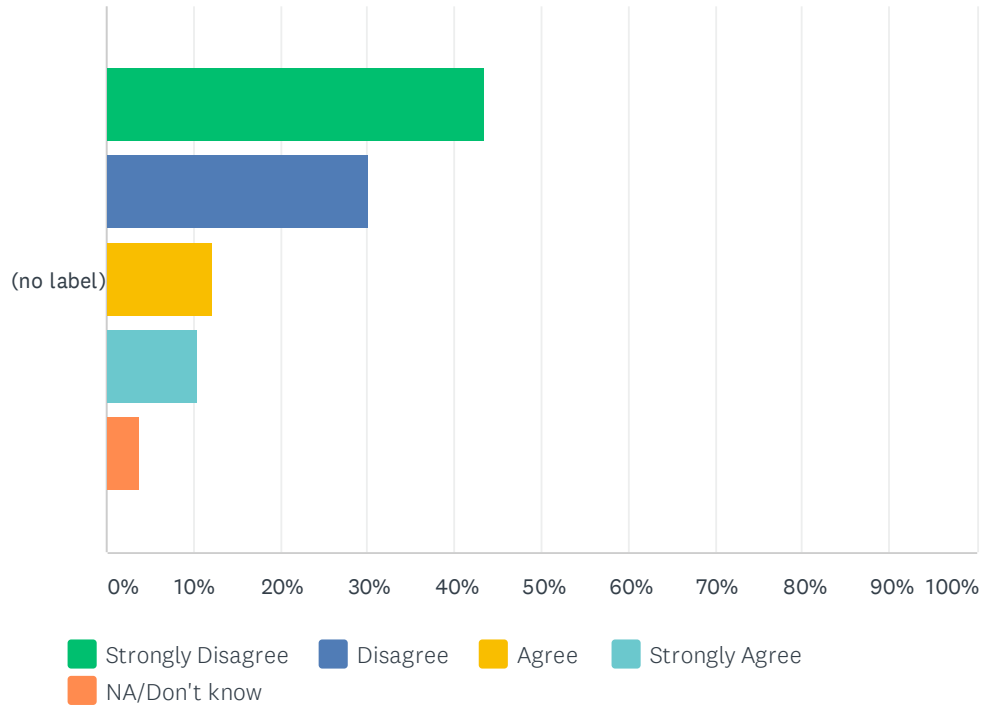
Answered: 134 Skipped: 24



	STRONGLY DISAGREE	DISAGREE	AGREE	STRONGLY AGREE	NA/DON'T KNOW	TOTAL	WEIGHTED AVERAGE
(no label)	2.99% 4	8.21% 11	41.79% 56	41.79% 56	5.22% 7	134	3.29

Q39 I feel I have been discriminated against as an employee at LMC based on one or more of the following – age, race, ethnicity, gender, sexual orientation, family status, religion, national origin, disability status, political perspectives, educational level, socio-economic status or immigrant status. (EMP Goals #1, #2 and #5; ACCJC Standards IIA7, IIA11, IIIA12)

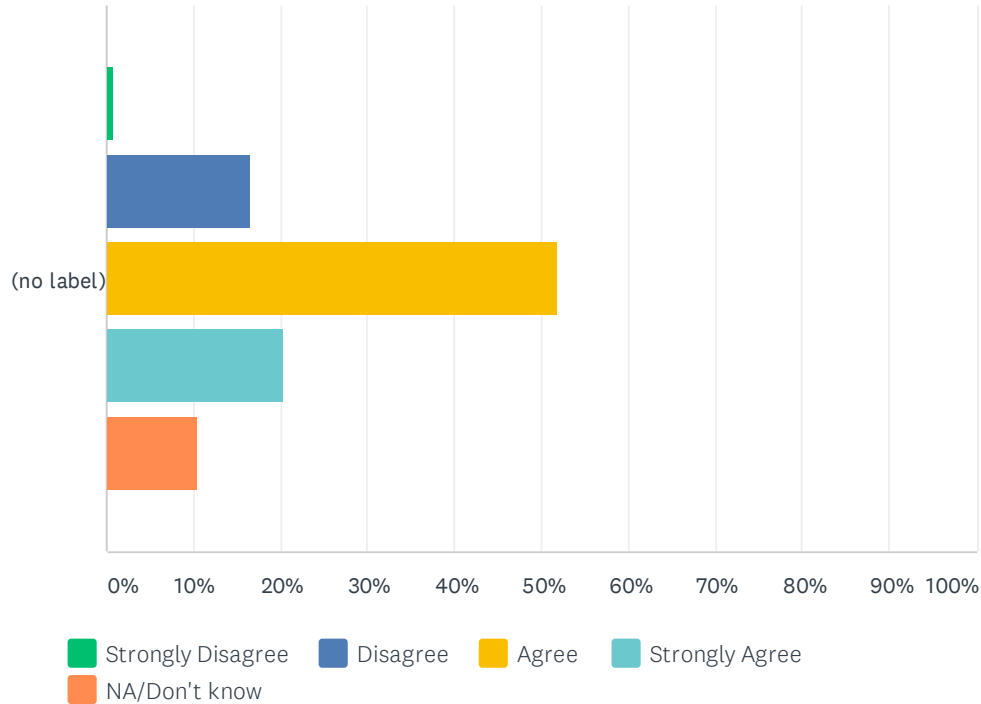
Answered: 133 Skipped: 25



	STRONGLY DISAGREE	DISAGREE	AGREE	STRONGLY AGREE	NA/DON'T KNOW	TOTAL	WEIGHTED AVERAGE
(no label)	43.61%	30.08%	12.03%	10.53%	3.76%	133	1.89
	58	40	16	14	5		

Q40 Through its policies and practices, the College creates and maintains appropriate programs, practices, and services that support its diverse personnel. (EMP Goals #1, #2 and #5; ACCJC Standard IIIA12)

Answered: 133 Skipped: 25

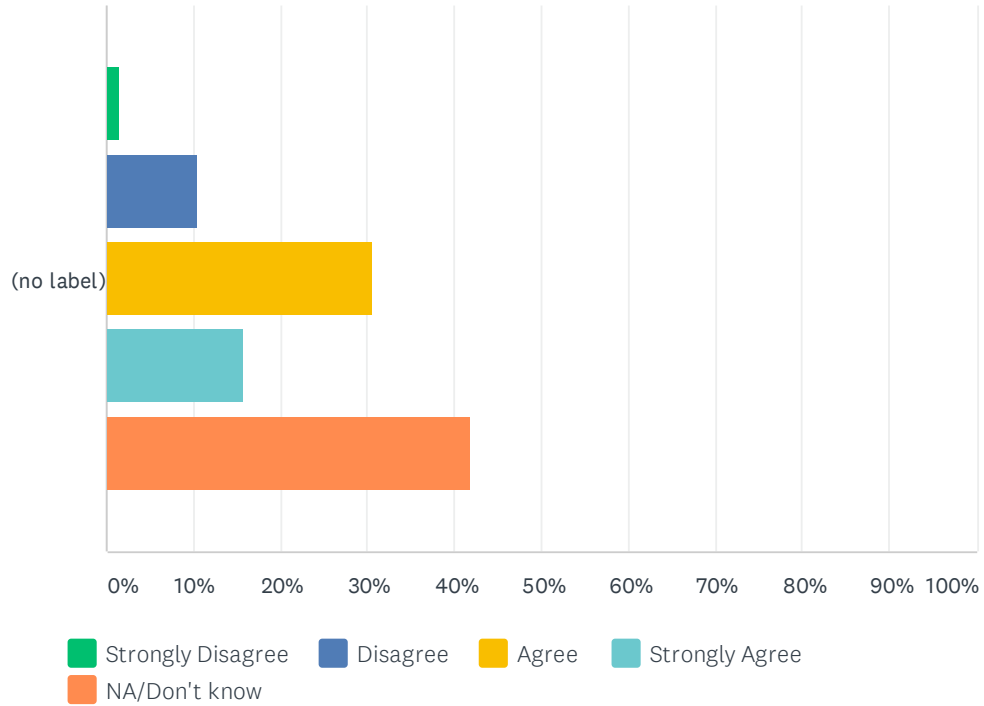


	STRONGLY DISAGREE	DISAGREE	AGREE	STRONGLY AGREE	NA/DON'T KNOW	TOTAL	WEIGHTED AVERAGE
(no label)	0.75%	16.54%	51.88%	20.30%	10.53%	133	3.03
	1	22	69	27	14		



### Q41 The College regularly assesses its record in employment equity and diversity consistent with its mission. (EMP Goals #1 and #5; ACCJC Standard IIIA12)

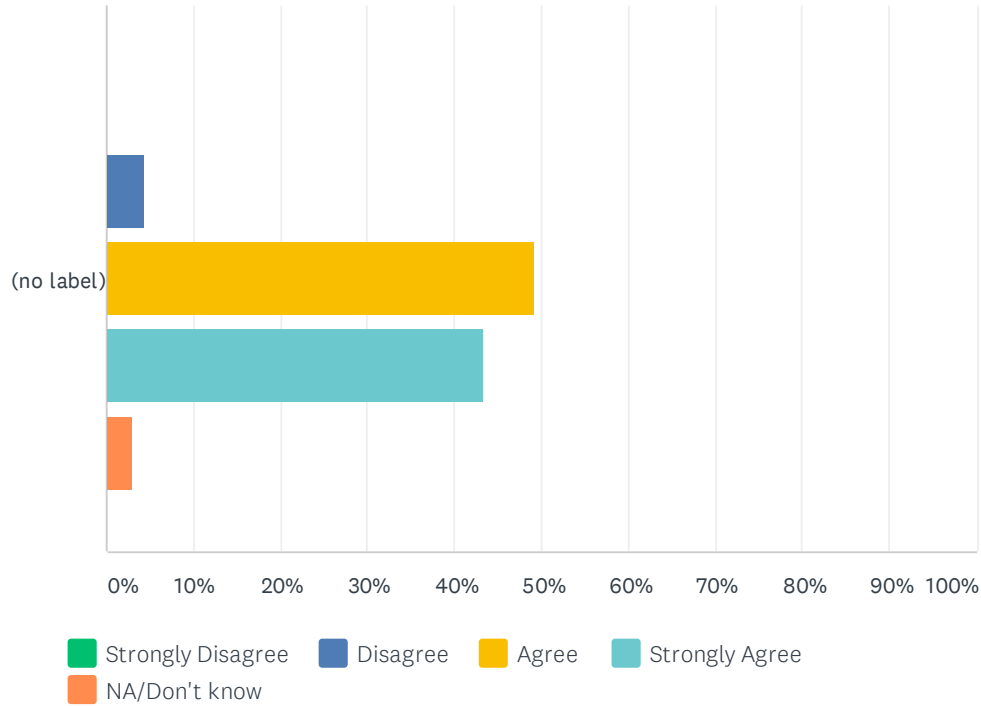
Answered: 134 Skipped: 24



	STRONGLY DISAGREE	DISAGREE	AGREE	STRONGLY AGREE	NA/DON'T KNOW	TOTAL	WEIGHTED AVERAGE
(no label)	1.49%	10.45%	30.60%	15.67%	41.79%	134	3.04
	2	14	41	21	56		

**Q42 In the last year, I have participated in at least one professional development opportunity related to diversity and/or equity. (EMP Goals #1 and #5; ACCJC Standard IIIA12)**

Answered: 134 Skipped: 24



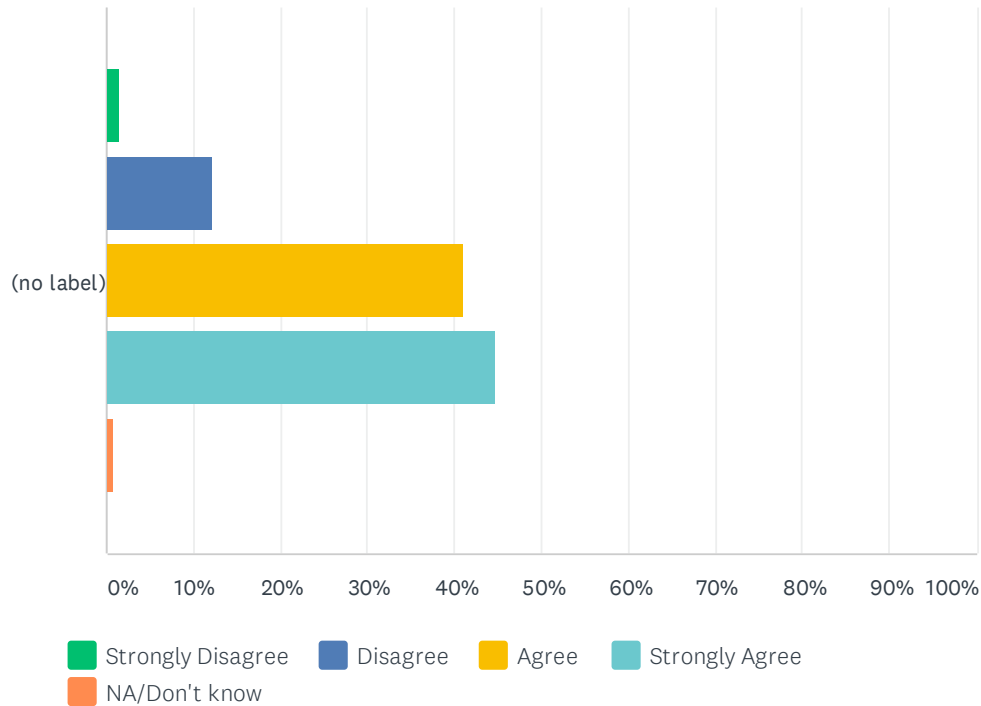
	STRONGLY DISAGREE	DISAGREE	AGREE	STRONGLY AGREE	NA/DON'T KNOW	TOTAL	WEIGHTED AVERAGE
(no label)	0.00%	4.48%	49.25%	43.28%	2.99%	134	3.40
	0	6	66	58	4		

## Q43 Comment on Equity and Diversity

Answered: 27 Skipped: 131

**Q44 The College provides ample and effective professional development activities for faculty, staff and administrators to participate in. (EMP Goals #1, #2 and #5; ACCJC Standard IIIA14)**

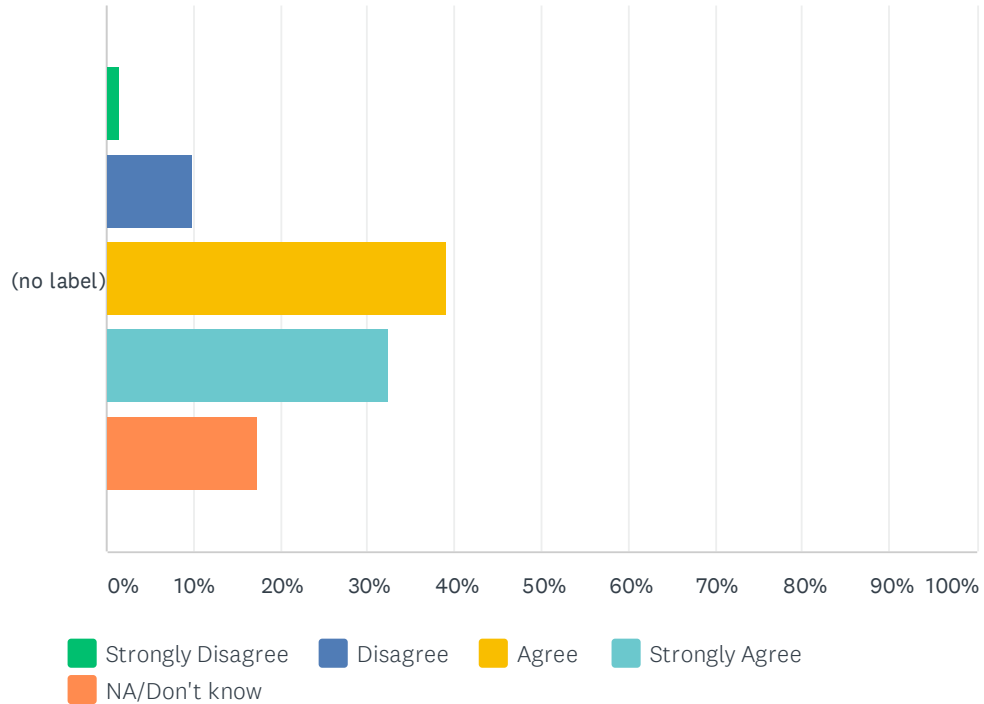
Answered: 132 Skipped: 26



	STRONGLY DISAGREE	DISAGREE	AGREE	STRONGLY AGREE	NA/DON'T KNOW	TOTAL	WEIGHTED AVERAGE
(no label)	1.52% 2	12.12% 16	40.91% 54	44.70% 59	0.76% 1	132	3.30

Q45 There are a number of professional development opportunities available regarding the assessment of student learning. (EMP Goals #1, #2, and #5; ACCJC Standard IIIA14)

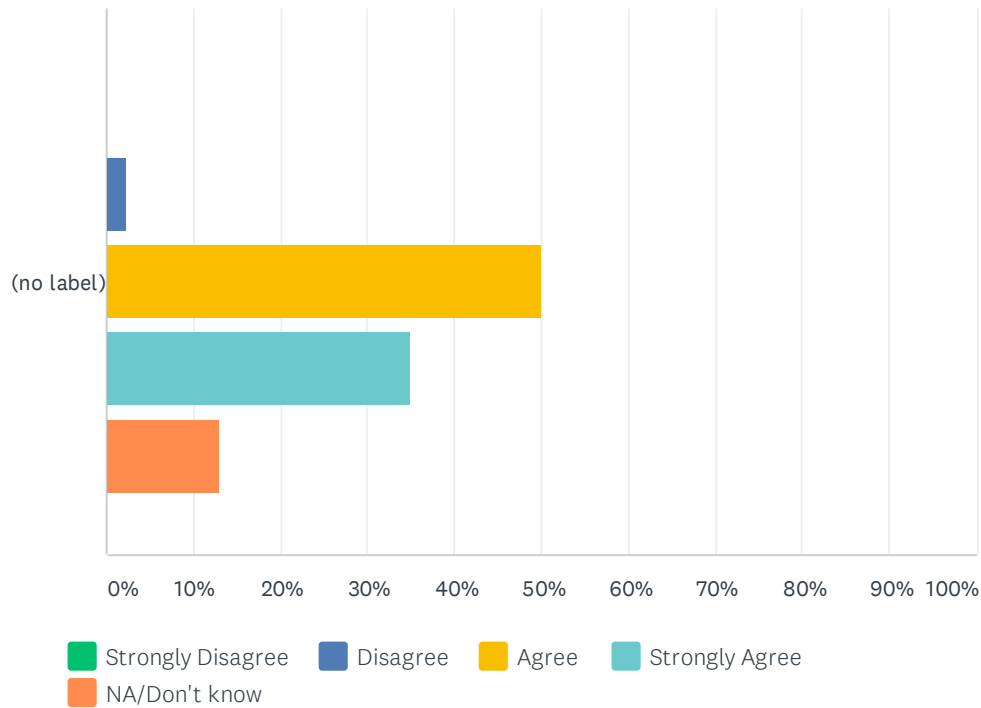
Answered: 133 Skipped: 25



	STRONGLY DISAGREE	DISAGREE	AGREE	STRONGLY AGREE	NA/DON'T KNOW	TOTAL	WEIGHTED AVERAGE
(no label)	1.50%	9.77%	39.10%	32.33%	17.29%	133	3.24
	2	13	52	43	23		

Q46 As a result of my participation in professional development activities, I have made changes in my curriculum, pedagogy and/or strategies in working with students. (EMP Goals #1-#3 and #5; ACCJC Standards IB1, IIA16 )

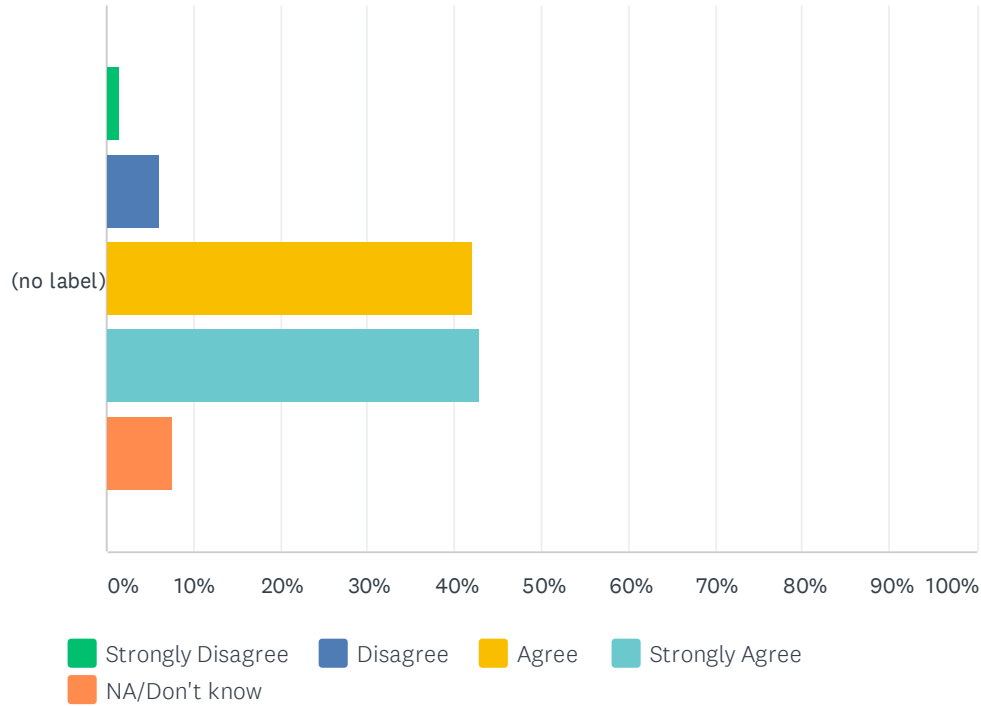
Answered: 132 Skipped: 26



	STRONGLY DISAGREE	DISAGREE	AGREE	STRONGLY AGREE	NA/DON'T KNOW	TOTAL	WEIGHTED AVERAGE
(no label)	0.00% 0	2.27% 3	50.00% 66	34.85% 46	12.88% 17	132	3.37

**Q47 My participation in professional development activities on technology has increased and/or improved my effective use of technology. (EMP Goals #1-#3 and #5; ACCJC Standard IIIA14)**

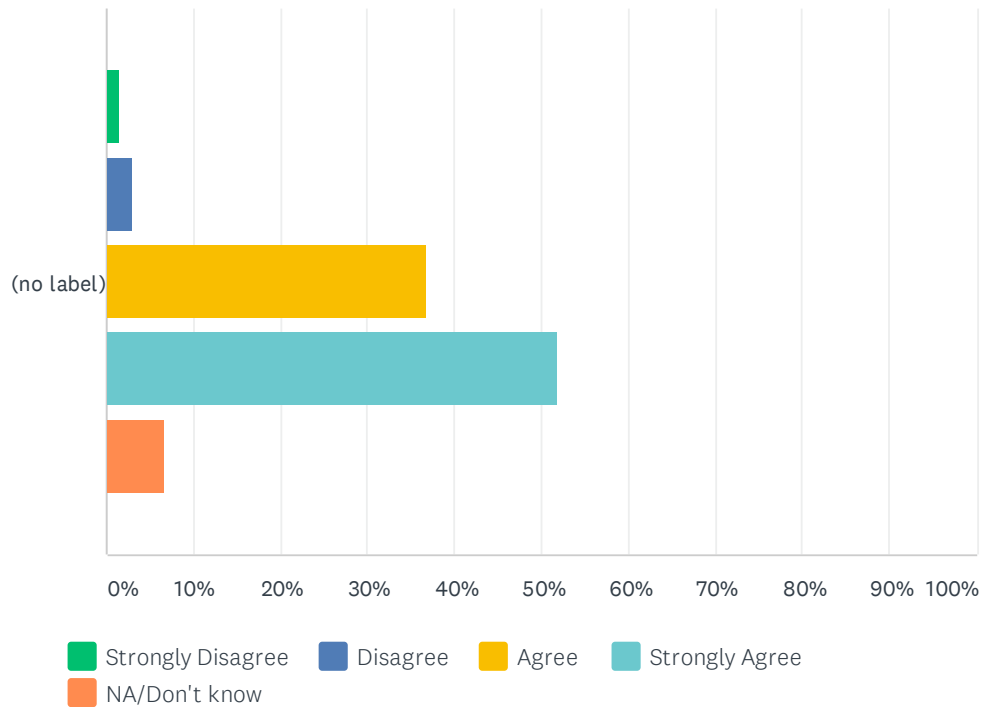
Answered: 133 Skipped: 25



	STRONGLY DISAGREE	DISAGREE	AGREE	STRONGLY AGREE	NA/DON'T KNOW	TOTAL	WEIGHTED AVERAGE
(no label)	1.50%	6.02%	42.11%	42.86%	7.52%	133	3.37
	2	8	56	57	10		

### Q48 My supervisor supports and encourages me to attend professional development activities. (EMP Goals #1 and #5; ACCJC Standard IIIA8)

Answered: 133 Skipped: 25

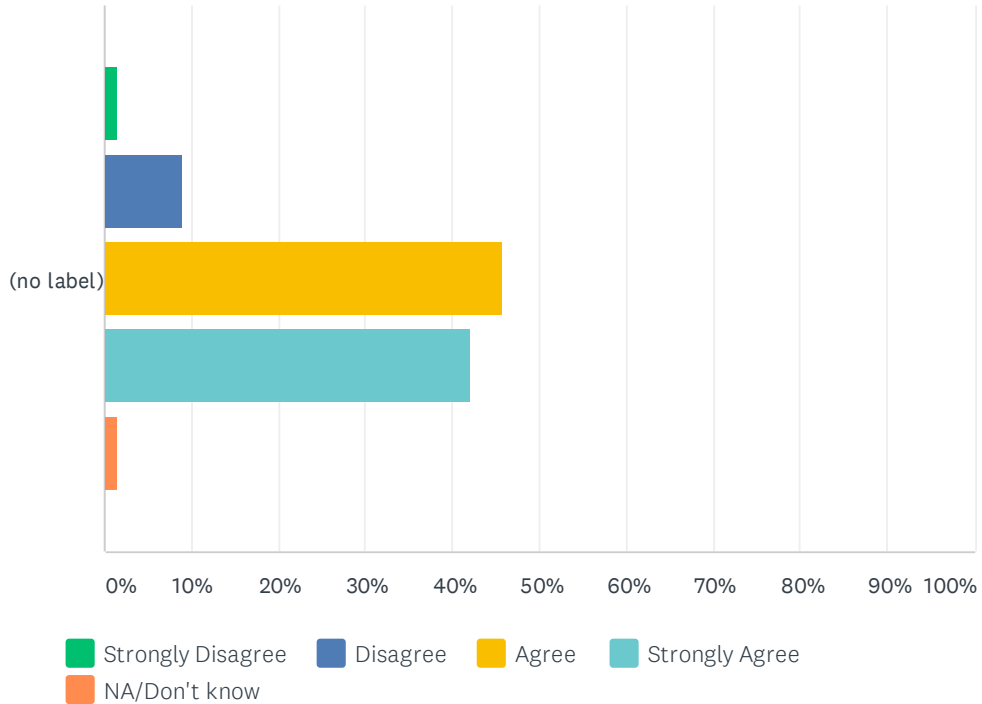


	STRONGLY DISAGREE	DISAGREE	AGREE	STRONGLY AGREE	NA/DON'T KNOW	TOTAL	WEIGHTED AVERAGE
(no label)	1.50% 2	3.01% 4	36.84% 49	51.88% 69	6.77% 9	133	3.49



**Q49 The College's professional development opportunities increase my engagement and collaboration with colleagues across campus. (EMP Goals #1-#5; ACCJC Standard IIIA14)**

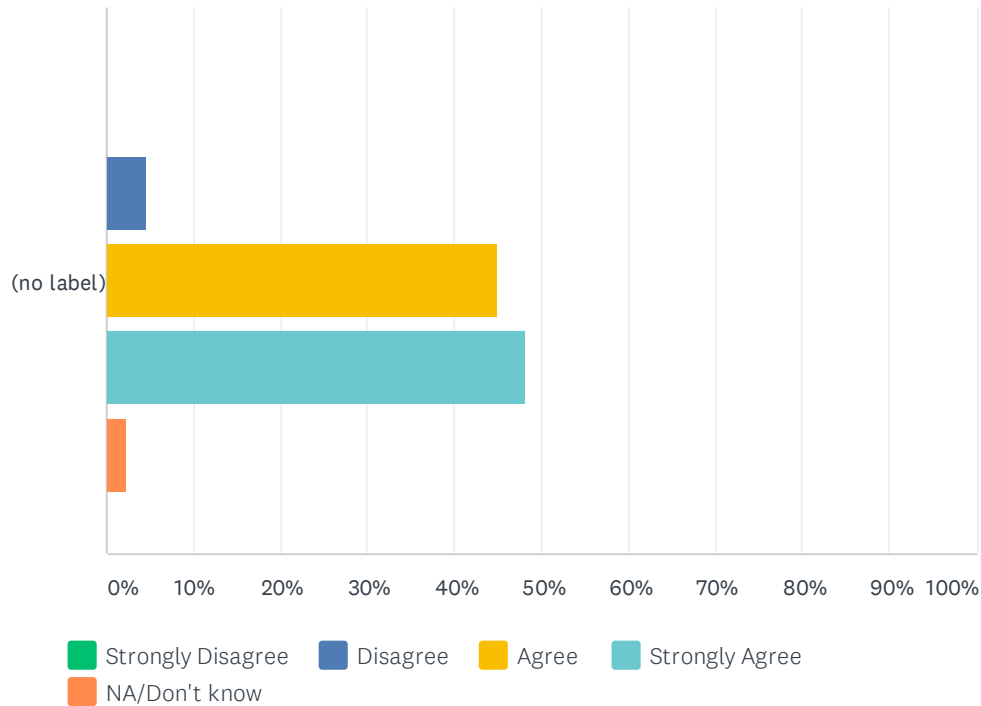
Answered: 133 Skipped: 25



	STRONGLY DISAGREE	DISAGREE	AGREE	STRONGLY AGREE	NA/DON'T KNOW	TOTAL	WEIGHTED AVERAGE
(no label)	1.50%	9.02%	45.86%	42.11%	1.50%	133	3.31
	2	12	61	56	2		

**Q50 I have participated in professional development activities that have enhanced my personal and professional skills. (EMP Goals #1-#3; ACCJC Standard IIIA14)**

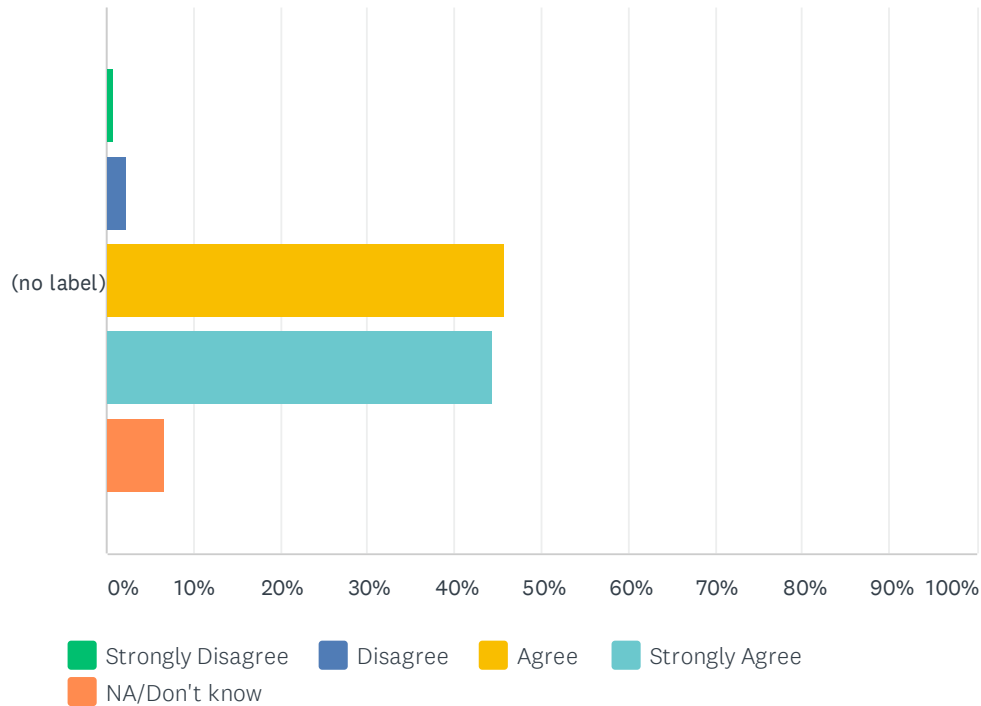
Answered: 131 Skipped: 27



	STRONGLY DISAGREE	DISAGREE	AGREE	STRONGLY AGREE	NA/DON'T KNOW	TOTAL	WEIGHTED AVERAGE
(no label)	0.00%	4.58%	45.04%	48.09%	2.29%	131	3.45
	0	6	59	63	3		

**Q51 As a result of my participation in professional development activities, I feel like I have a positive effect (directly or indirectly) on student success. (EMP Goals #1-#4; ACCJC Standard IIIA14)**

Answered: 133 Skipped: 25



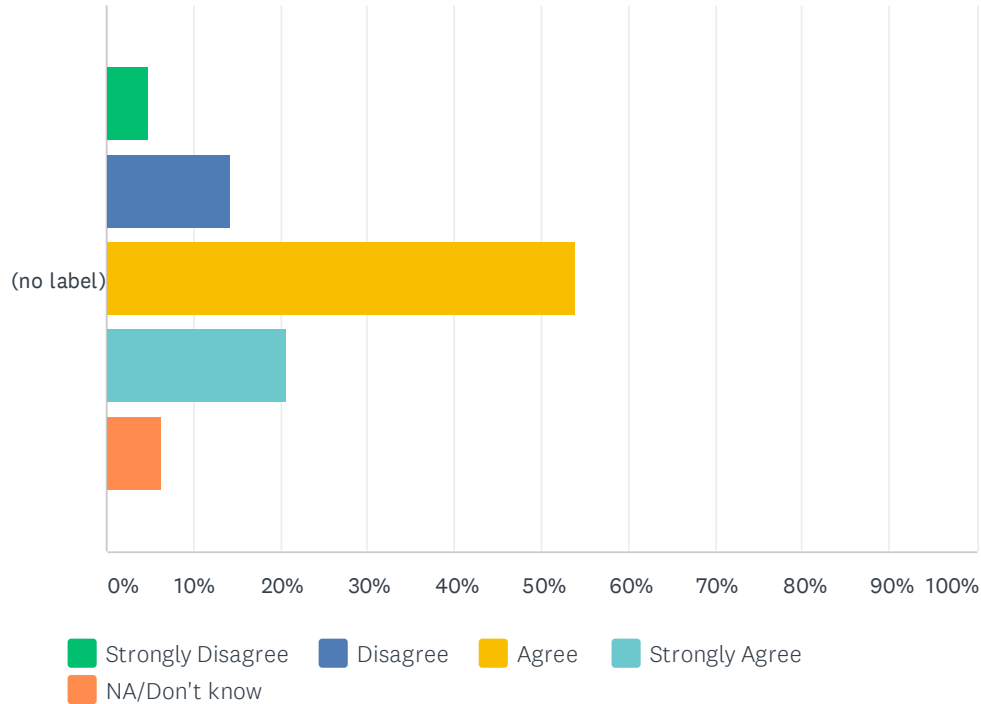
	STRONGLY DISAGREE	DISAGREE	AGREE	STRONGLY AGREE	NA/DON'T KNOW	TOTAL	WEIGHTED AVERAGE
(no label)	0.75%	2.26%	45.86%	44.36%	6.77%	133	3.44
	1	3	61	59	9		

## Q52 Comment on Professional Development

Answered: 18 Skipped: 140

**Q53 The College ensures adequate physical resources at all locations including the maintenance of its facilities and equipment on a regular basis. (EMP Goals #2 and #5; ACCJC Standard IIIB1)**

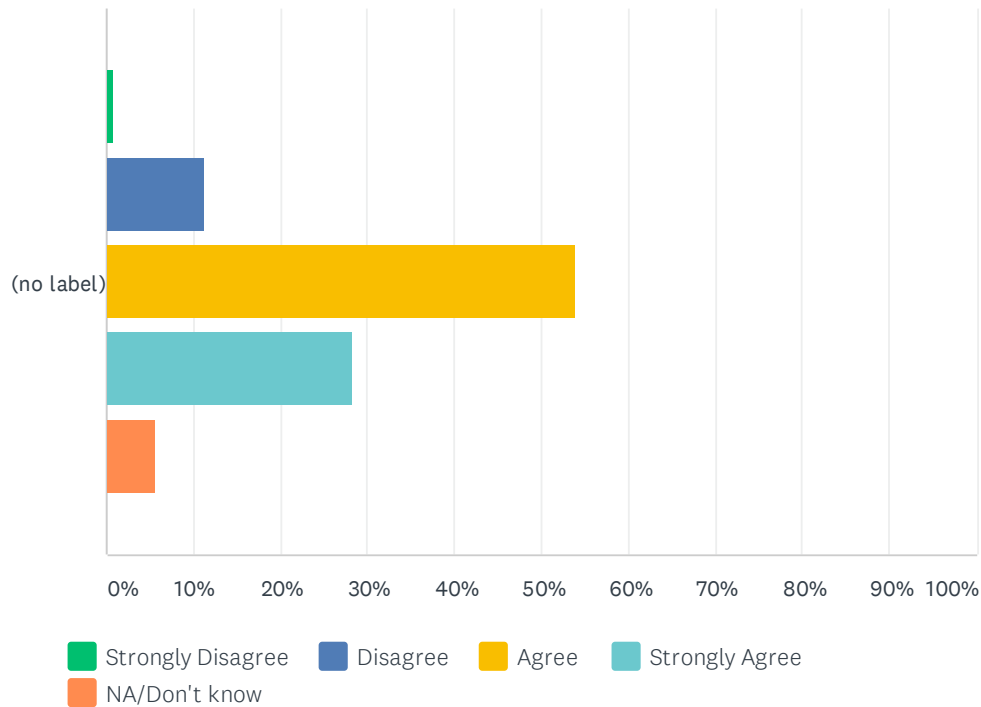
Answered: 126 Skipped: 32



	STRONGLY DISAGREE	DISAGREE	AGREE	STRONGLY AGREE	NA/DON'T KNOW	TOTAL	WEIGHTED AVERAGE
(no label)	4.76% 6	14.29% 18	53.97% 68	20.63% 26	6.35% 8	126	2.97

Q54 The College buildings, classrooms, programs, and services are physically accessible. (EMP Goals #1, #2 and #5; ACCJC Standard IIIB1)

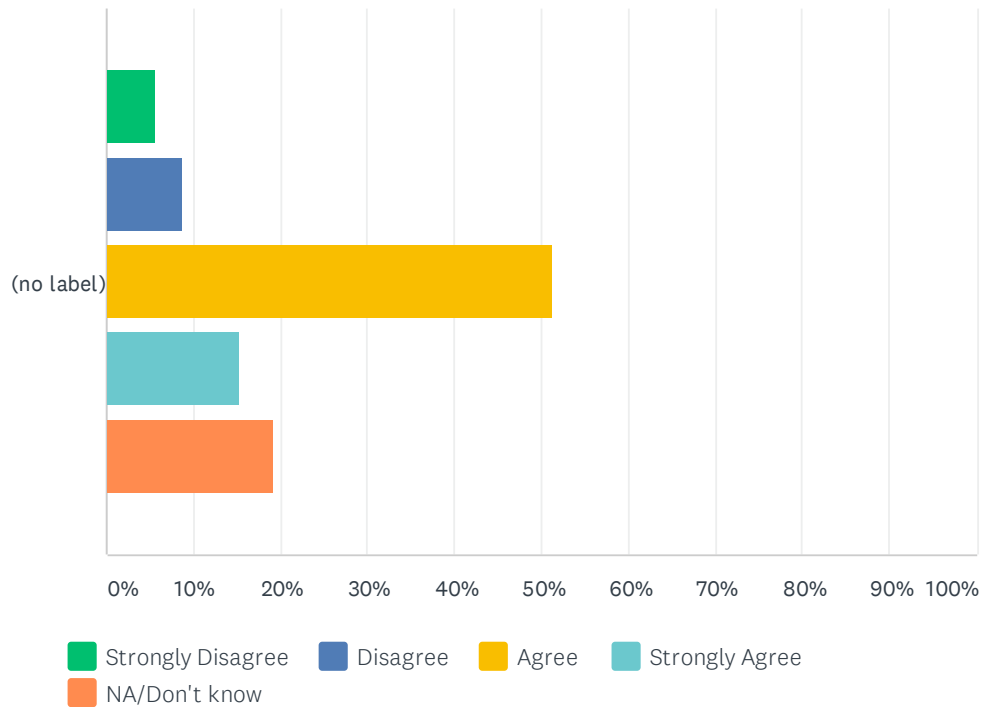
Answered: 124 Skipped: 34



	STRONGLY DISAGREE	DISAGREE	AGREE	STRONGLY AGREE	NA/DON'T KNOW	TOTAL	WEIGHTED AVERAGE
(no label)	0.81% 1	11.29% 14	54.03% 67	28.23% 35	5.65% 7	124	3.16

### Q55 The College elevators are accessible and operational. (EMP Goals #1, #2 and #5; ACCJC Standards IIIB2, IIIB3)

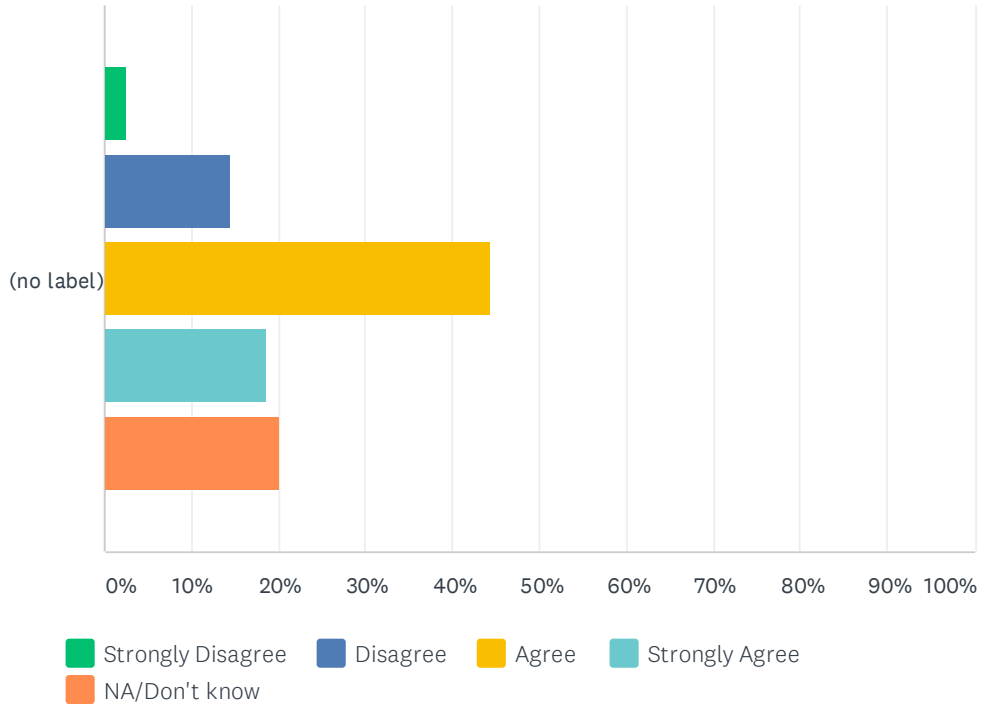
Answered: 125 Skipped: 33



	STRONGLY DISAGREE	DISAGREE	AGREE	STRONGLY AGREE	NA/DON'T KNOW	TOTAL	WEIGHTED AVERAGE
(no label)	5.60%	8.80%	51.20%	15.20%	19.20%	125	2.94
	7	11	64	19	24		

**Q56 The College provides an adequate amount of parking spaces including parking for individuals with disabilities. (EMP Goals #1, #2 and #5; ACCJC Standards IIIB1, IIIB2)**

Answered: 124 Skipped: 34

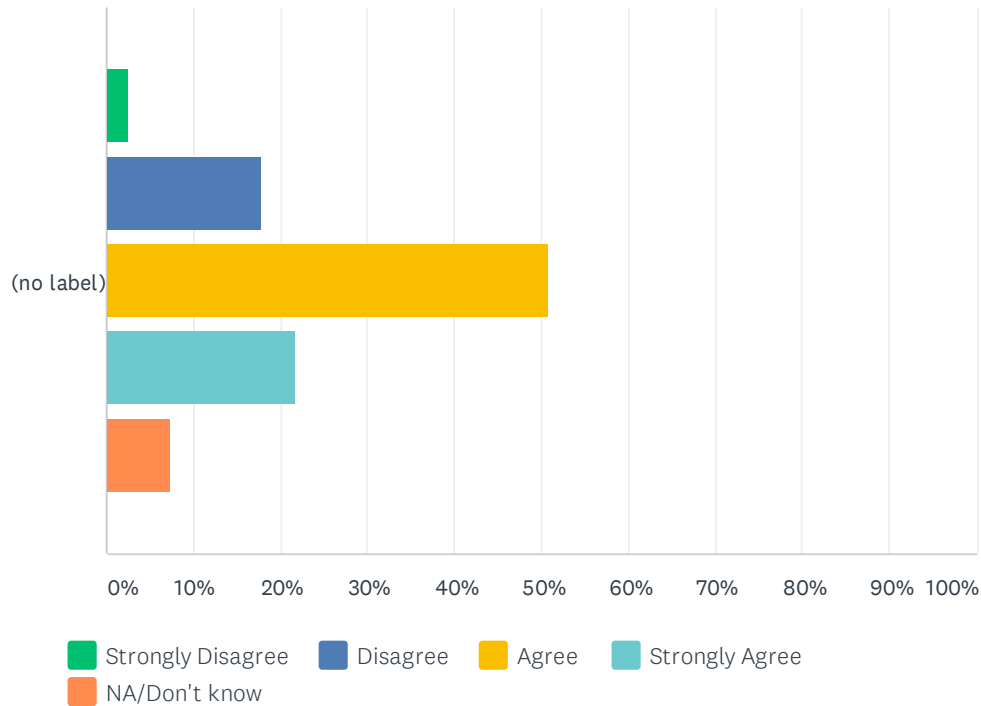


	STRONGLY DISAGREE	DISAGREE	AGREE	STRONGLY AGREE	NA/DON'T KNOW	TOTAL	WEIGHTED AVERAGE
(no label)	2.42% 3	14.52% 18	44.35% 55	18.55% 23	20.16% 25	124	2.99



**Q57 The College provides adequate non-instructional space (i.e., office space, conference rooms, furniture, etc.). (EMP Goals #1-#3 and #5; ACCJC Standards IIIB1, IIIB2 and IIIB3)**

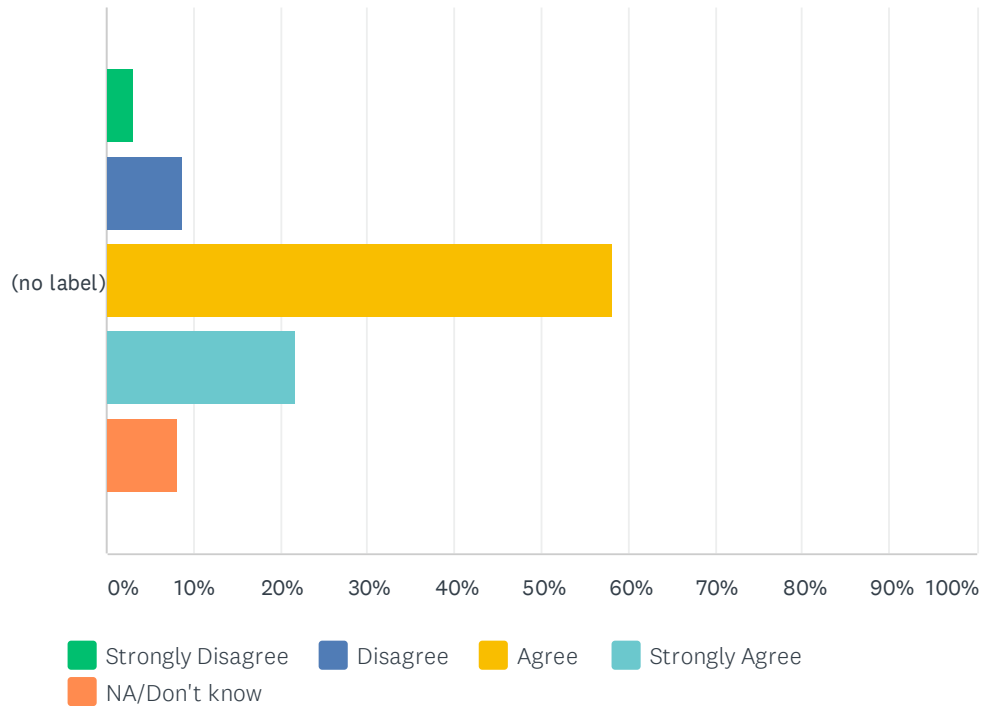
Answered: 124 Skipped: 34



	STRONGLY DISAGREE	DISAGREE	AGREE	STRONGLY AGREE	NA/DON'T KNOW	TOTAL	WEIGHTED AVERAGE
(no label)	2.42% 3	17.74% 22	50.81% 63	21.77% 27	7.26% 9	124	2.99

**Q58 The College provides adequate instructional space (i.e., classrooms, furniture, labs, etc.) (EMP Goals #1-#3 and #5; ACCJC Standards IIIB1, IIIB2)**

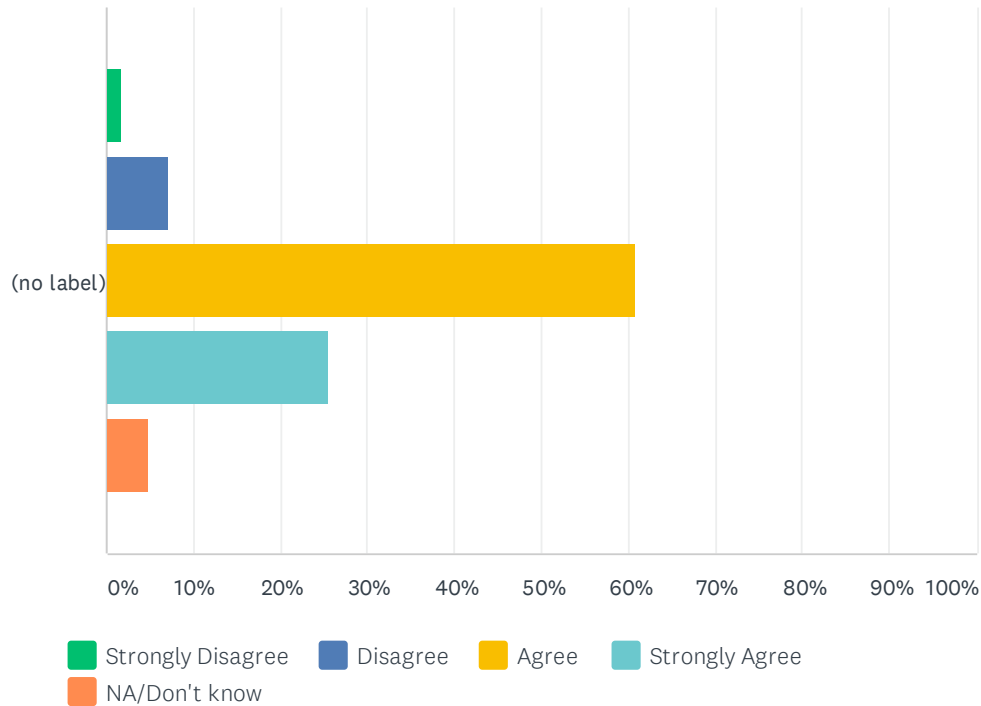
Answered: 124 Skipped: 34



	STRONGLY DISAGREE	DISAGREE	AGREE	STRONGLY AGREE	NA/DON'T KNOW	TOTAL	WEIGHTED AVERAGE
(no label)	3.23% 4	8.87% 11	58.06% 72	21.77% 27	8.06% 10	124	3.07

**Q59 The College provides adequate interior lighting for learning (i.e., classroom, bathroom, hallway, offices, etc.). (EMP Goals #1, #2 and #5; ACCJC Standards IIIB1, IIIB2)**

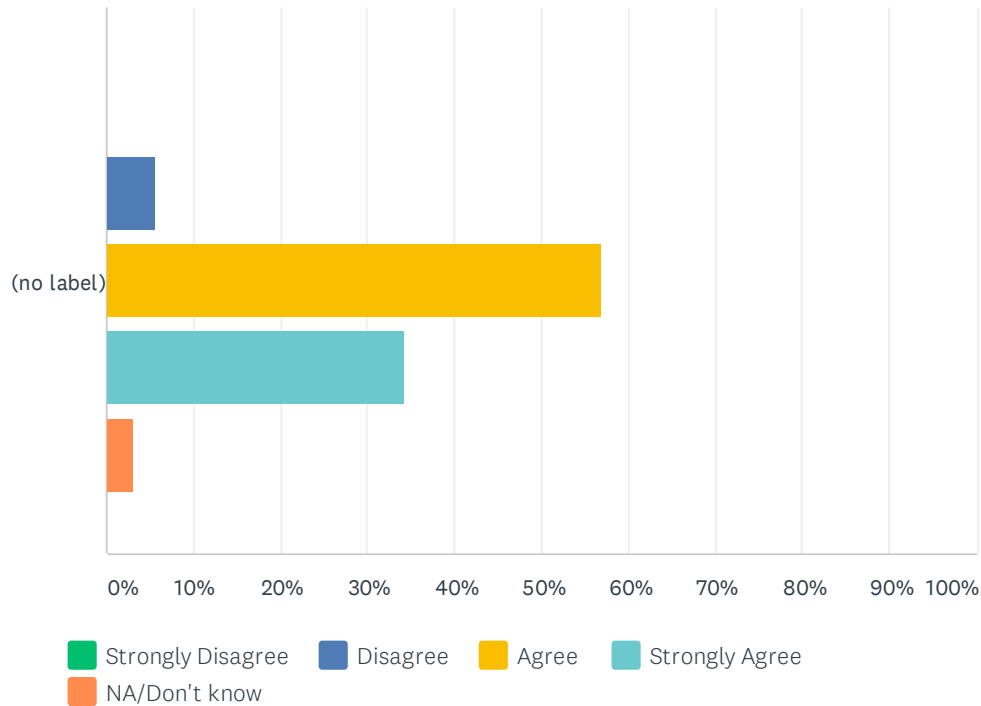
Answered: 125 Skipped: 33



	STRONGLY DISAGREE	DISAGREE	AGREE	STRONGLY AGREE	NA/DON'T KNOW	TOTAL	WEIGHTED AVERAGE
(no label)	1.60% 2	7.20% 9	60.80% 76	25.60% 32	4.80% 6	125	3.16

**Q60 The campus interior spaces are clean and welcoming (i.e., classrooms, hallway, bathroom, office, etc.). (EMP Goals #1 and #5; ACCJC Standard IIIB1)**

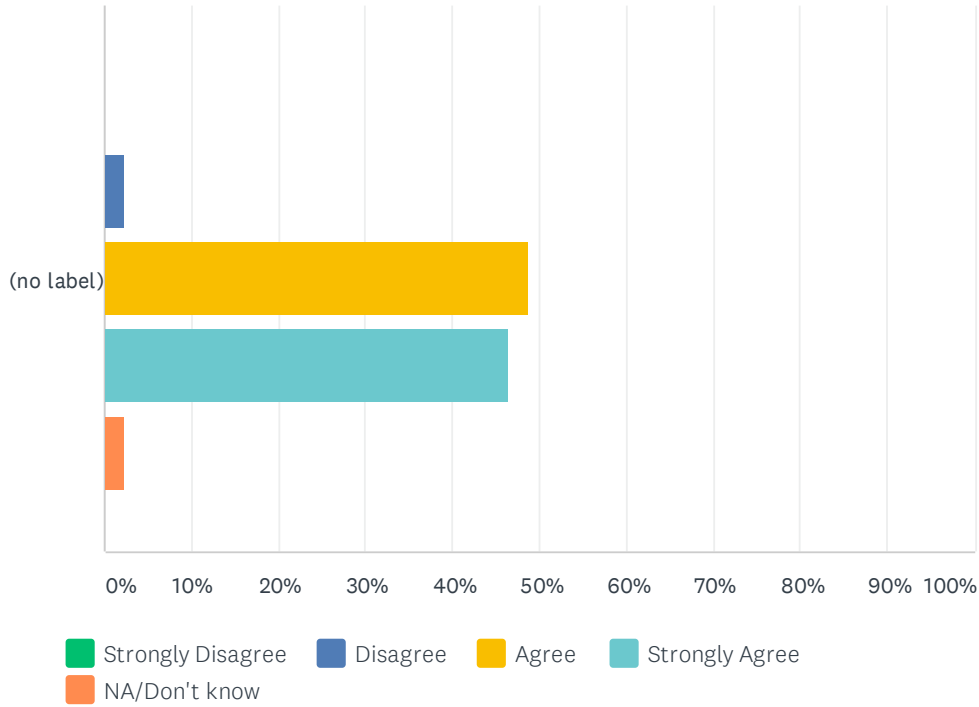
Answered: 125 Skipped: 33



	STRONGLY DISAGREE	DISAGREE	AGREE	STRONGLY AGREE	NA/DON'T KNOW	TOTAL	WEIGHTED AVERAGE
(no label)	0.00% 0	5.60% 7	56.80% 71	34.40% 43	3.20% 4	125	3.30

Q61 The campus exterior space is clean and welcoming (i.e. grounds, landscaping, etc.). (EMP Goals #1 and #5; ACCJC Standards IIIB1, IIIB2)

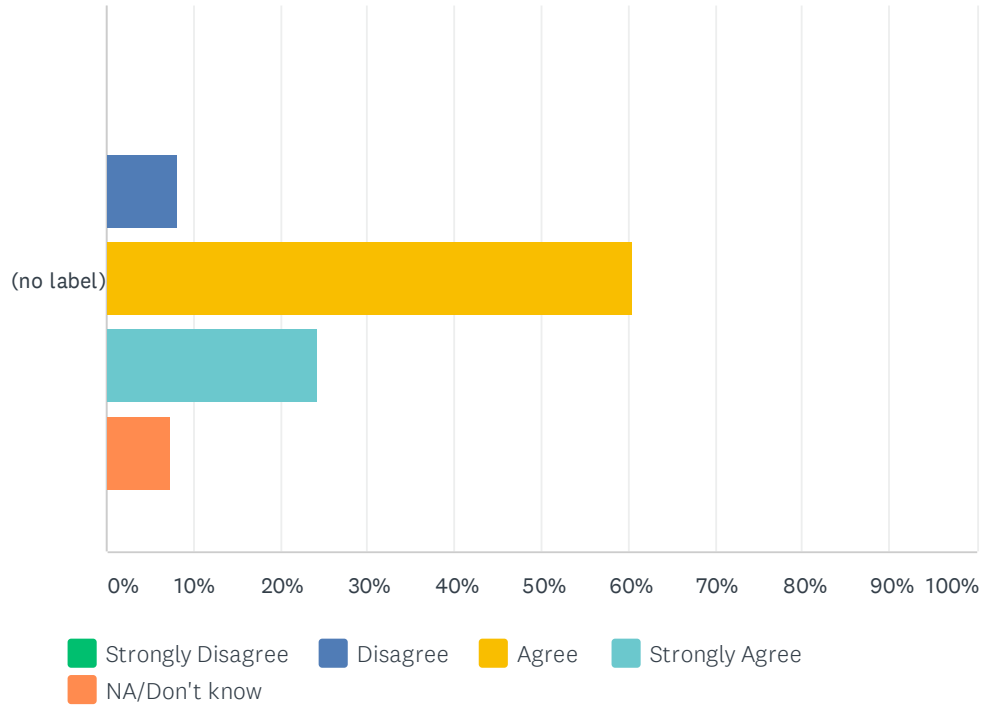
Answered: 125 Skipped: 33



	STRONGLY DISAGREE	DISAGREE	AGREE	STRONGLY AGREE	NA/DON'T KNOW	TOTAL	WEIGHTED AVERAGE
(no label)	0.00%	2.40%	48.80%	46.40%	2.40%	125	3.45
	0	3	61	58	3		

Q62 The College ensures safety at all locations where it offers courses, programs, and learning support services. (EMP Goals #1 and #5; ACCJC Standard IIIB1)

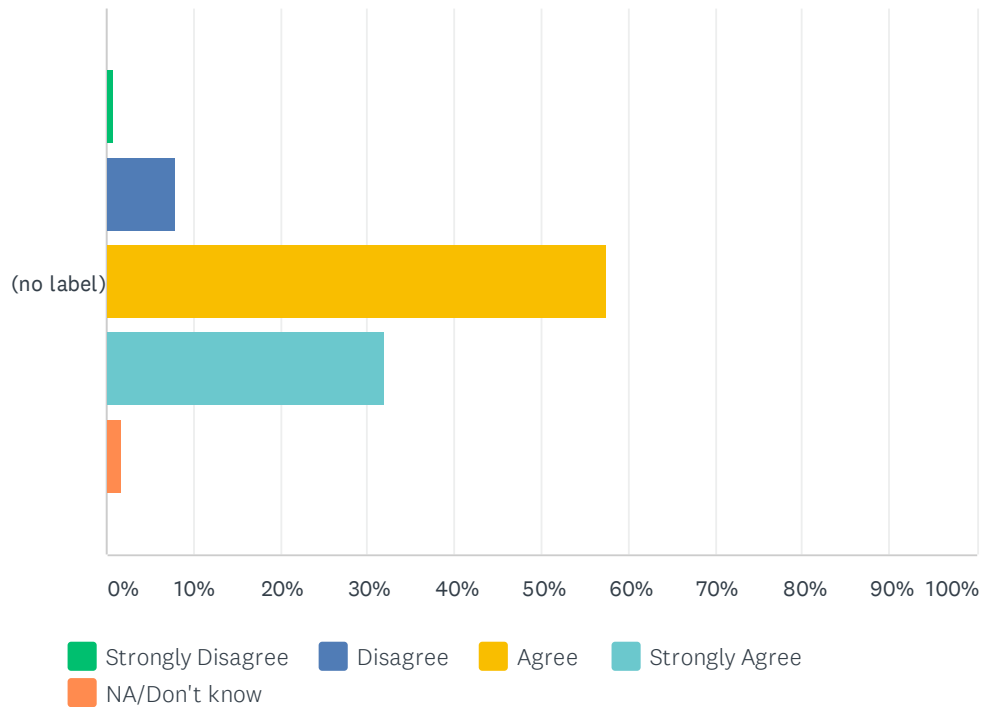
Answered: 124 Skipped: 34



	STRONGLY DISAGREE	DISAGREE	AGREE	STRONGLY AGREE	NA/DON'T KNOW	TOTAL	WEIGHTED AVERAGE
(no label)	0.00%	8.06%	60.48%	24.19%	7.26%	124	3.17
	0	10	75	30	9		

### Q63 I feel safe when I am working at the College. (EMP Goals #1 and #5; ACCJC Standard IIIB1)

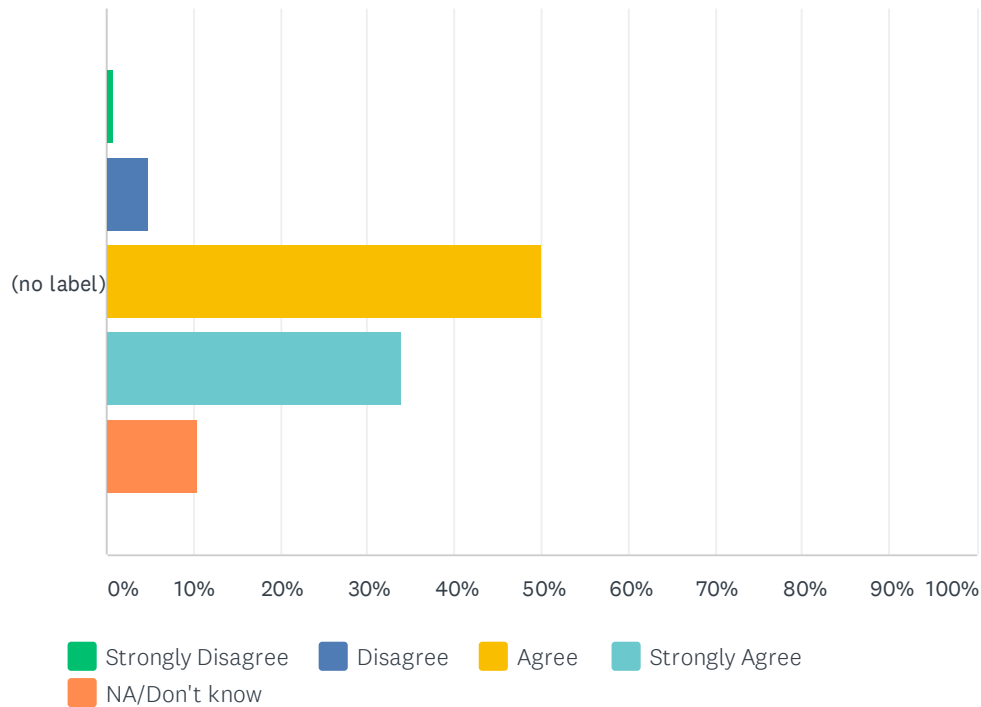
Answered: 125 Skipped: 33



	STRONGLY DISAGREE	DISAGREE	AGREE	STRONGLY AGREE	NA/DON'T KNOW	TOTAL	WEIGHTED AVERAGE
(no label)	0.80% 1	8.00% 10	57.60% 72	32.00% 40	1.60% 2	125	3.23

### Q64 Police Services regularly patrols the campus and parking lots to ensure safety. (EMP Goals #1 and #5; ACCJC Standard IIIB1)

Answered: 124 Skipped: 34

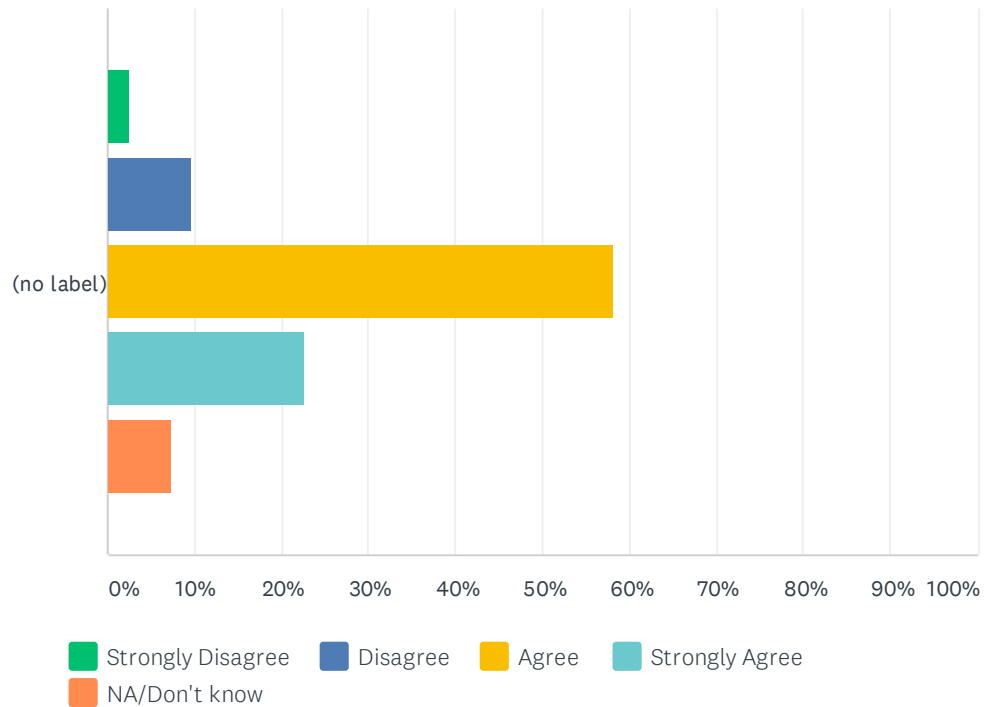


	STRONGLY DISAGREE	DISAGREE	AGREE	STRONGLY AGREE	NA/DON'T KNOW	TOTAL	WEIGHTED AVERAGE
(no label)	0.81% 1	4.84% 6	50.00% 62	33.87% 42	10.48% 13	124	3.31



### Q65 The condition and lighting of parking spaces is adequate. (ACCJC Standards IIIB1, IIIB2)

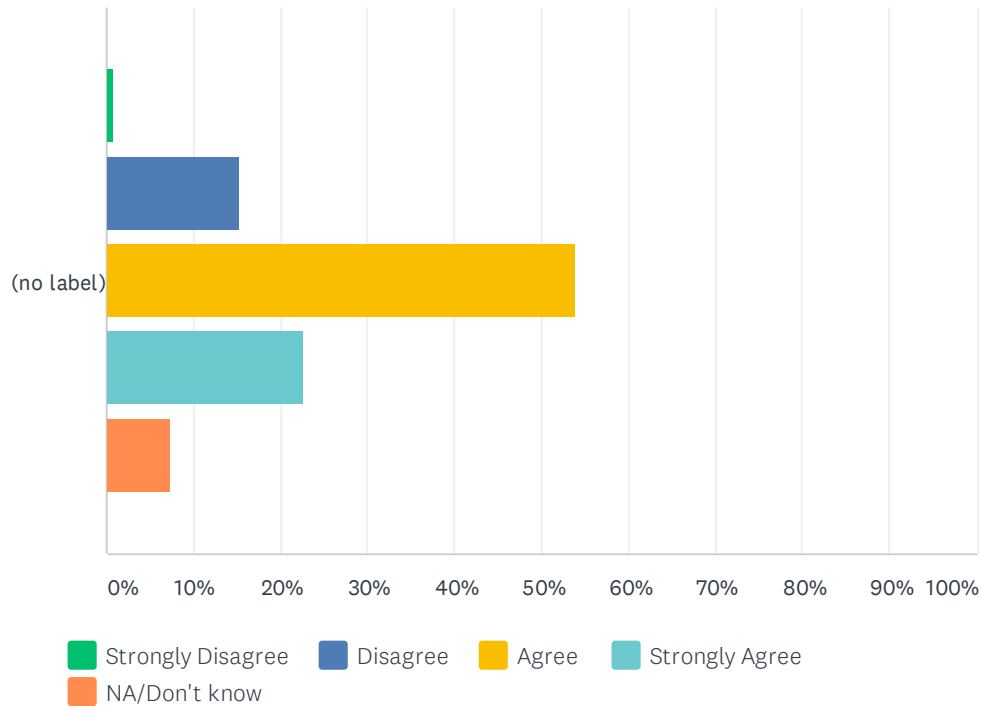
Answered: 124 Skipped: 34



	STRONGLY DISAGREE	DISAGREE	AGREE	STRONGLY AGREE	NA/DON'T KNOW	TOTAL	WEIGHTED AVERAGE
(no label)	2.42% 3	9.68% 12	58.06% 72	22.58% 28	7.26% 9	124	3.09

Q66 The College provides exterior lighting (i.e. parking spaces, parking lots) that is adequate, in good condition and makes me feel safe. (EMP Goals #1 and #5; ACCJC Standards IIIB1, IIIB2)

Answered: 124 Skipped: 34



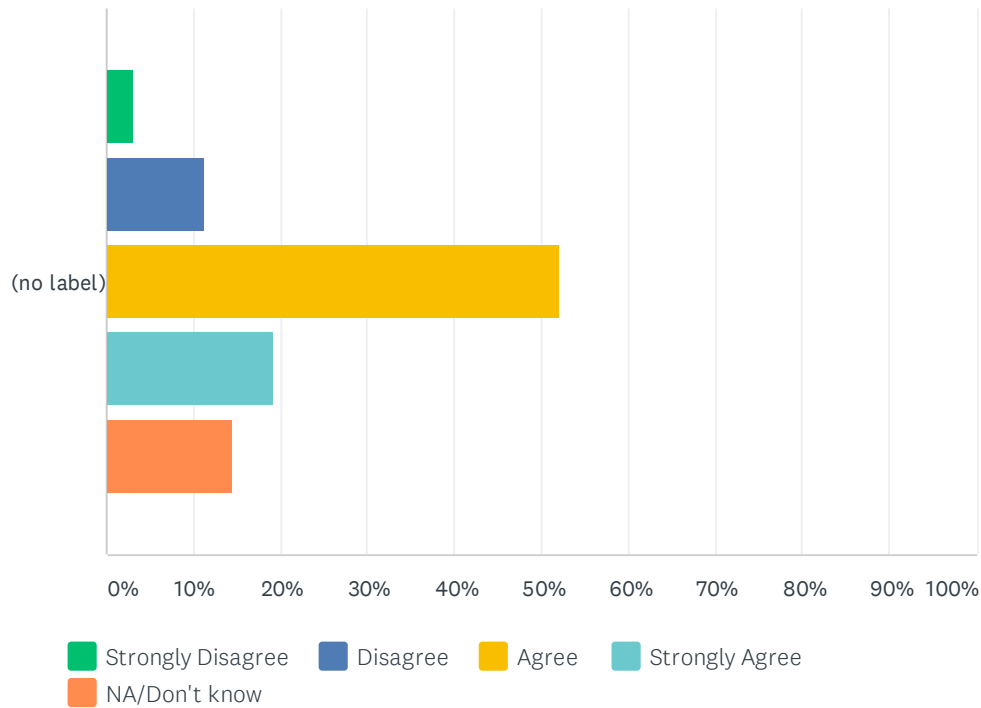
	STRONGLY DISAGREE	DISAGREE	AGREE	STRONGLY AGREE	NA/DON'T KNOW	TOTAL	WEIGHTED AVERAGE
(no label)	0.81%	15.32%	54.03%	22.58%	7.26%	124	3.06
	1	19	67	28	9		

## Q67 Comment on Physical Resources and Campus Safety and Security

Answered: 35 Skipped: 123

**Q68 The College provides adequate maintenance of instructional equipment in the classroom (i.e., instructional technology, audio-visual media equipment, computers). (EMP Goals #1, #2 and #5; ACCJC Standard IIC3)**

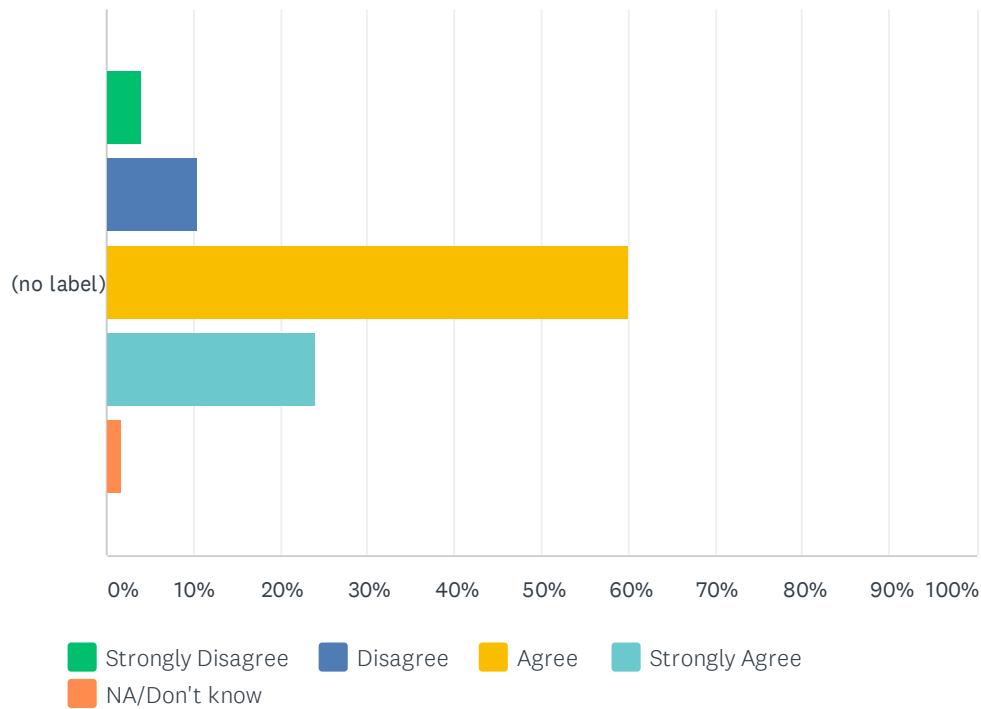
Answered: 125 Skipped: 33



	STRONGLY DISAGREE	DISAGREE	AGREE	STRONGLY AGREE	NA/DON'T KNOW	TOTAL	WEIGHTED AVERAGE
(no label)	3.20% 4	11.20% 14	52.00% 65	19.20% 24	14.40% 18	125	3.02

**Q69 The College provides adequate remote technology services and resources to carry out my job duties. \*Please note - We encourage you to use the comment box at the end of this section to provide additional information on remote technology resources and needs. (EMP Goals #1, #2 and #5; ACCJC Standards IIC1, IIC2 and IIC3)**

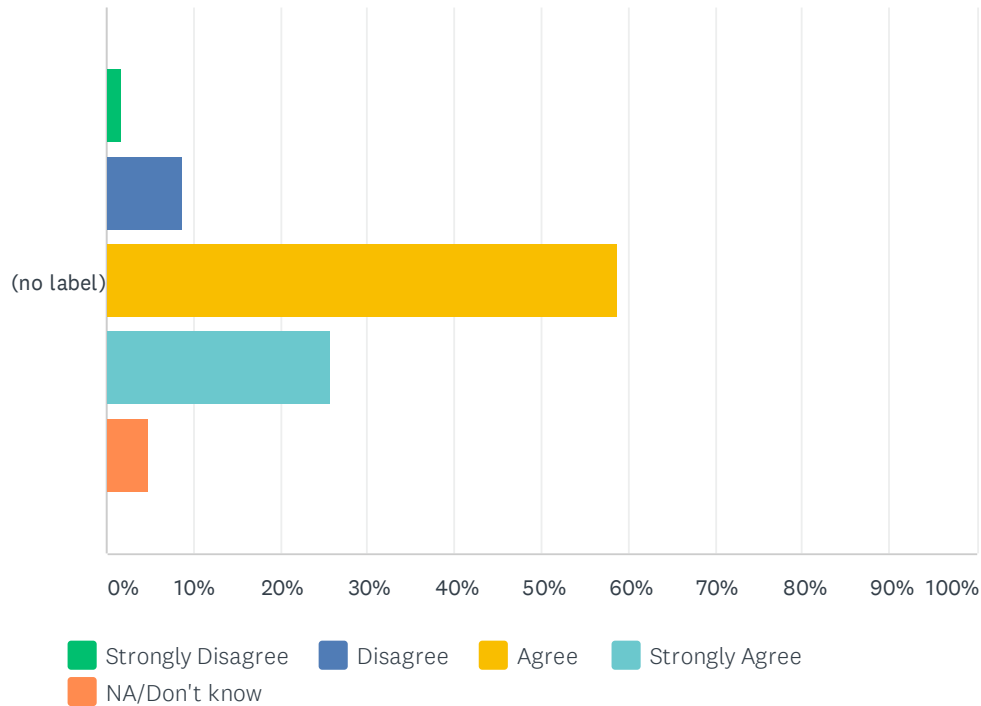
Answered: 125 Skipped: 33



	STRONGLY DISAGREE	DISAGREE	AGREE	STRONGLY AGREE	NA/DON'T KNOW	TOTAL	WEIGHTED AVERAGE
(no label)	4.00% 5	10.40% 13	60.00% 75	24.00% 30	1.60% 2	125	3.06

**Q70 The computer software at LMC enable me to carry out my job duties. (EMP Goals #1, #2 and #5; ACCJC Standards IIC1, IIC2 and IIC3)**

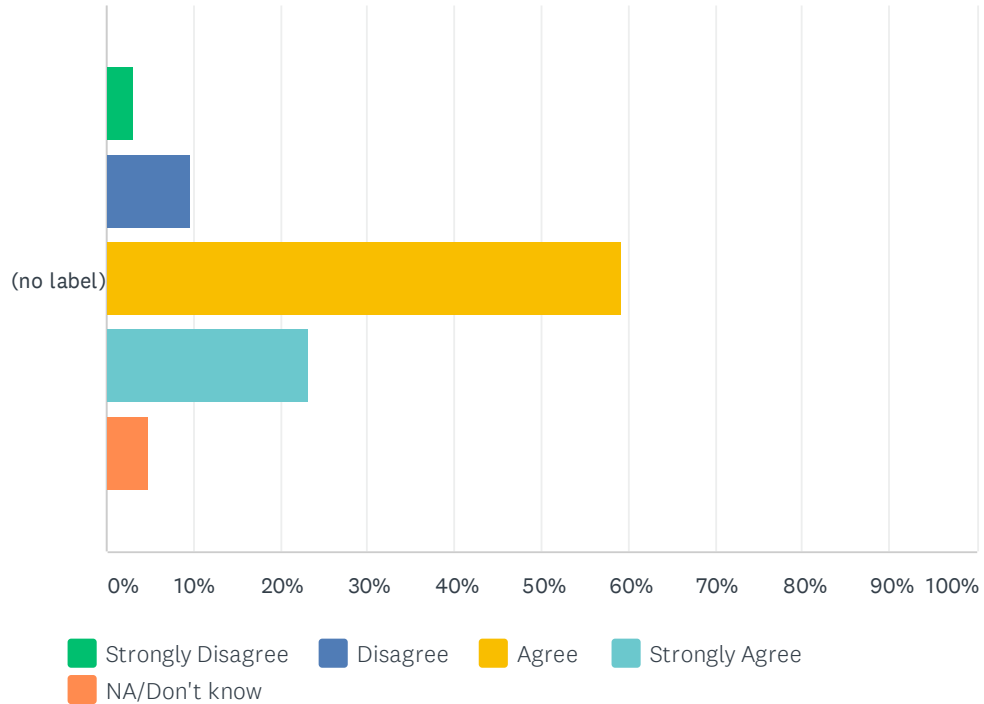
Answered: 124 Skipped: 34



	STRONGLY DISAGREE	DISAGREE	AGREE	STRONGLY AGREE	NA/DON'T KNOW	TOTAL	WEIGHTED AVERAGE
(no label)	1.61% 2	8.87% 11	58.87% 73	25.81% 32	4.84% 6	124	3.14

**Q71 The computer hardware at LMC enable me to carry out my job duties. (EMP Goals #1, #2 and #5; ACCJC Standards IIC1, IIC2 and IIC3)**

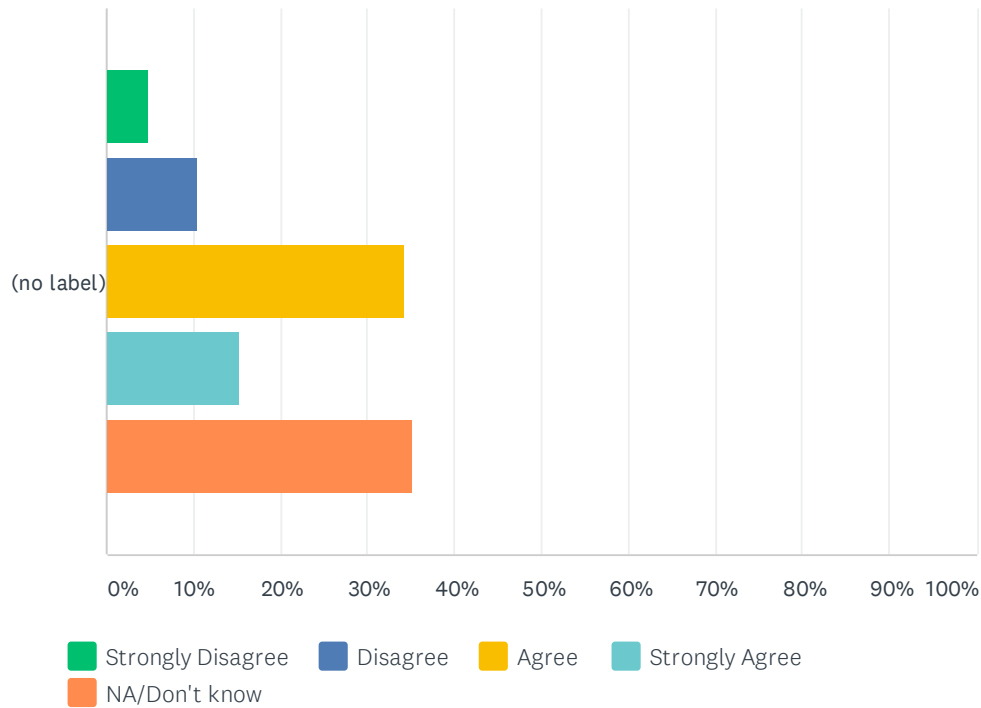
Answered: 125 Skipped: 33



	STRONGLY DISAGREE	DISAGREE	AGREE	STRONGLY AGREE	NA/DON'T KNOW	TOTAL	WEIGHTED AVERAGE
(no label)	3.20% 4	9.60% 12	59.20% 74	23.20% 29	4.80% 6	125	3.08

**Q72 The number of computers and the software installed in the instructional lab and student computer lab facilities are adequate. (i.e., math, nursing, ETEC, PTEC, English, recording arts, etc.) (EMP Goals #1, #2 and #5; ACCJC Standards IIIC1, IIIC2 and IIIC3)**

Answered: 125 Skipped: 33

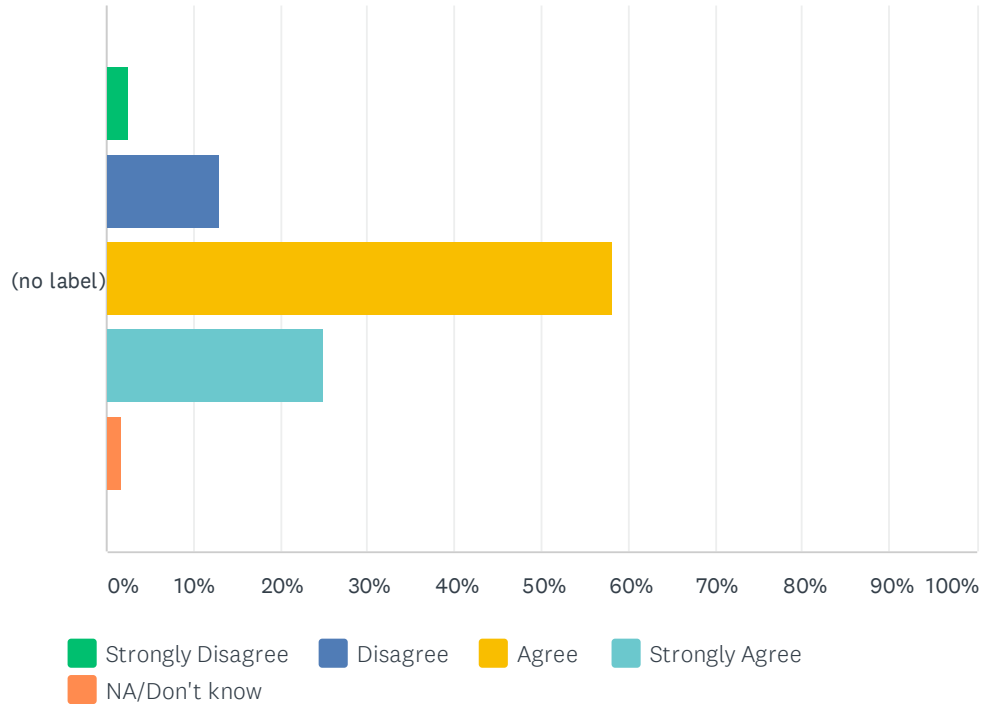


	STRONGLY DISAGREE	DISAGREE	AGREE	STRONGLY AGREE	NA/DON'T KNOW	TOTAL	WEIGHTED AVERAGE
(no label)	4.80% 6	10.40% 13	34.40% 43	15.20% 19	35.20% 44	125	2.93



**Q73 When I am on campus the College/District Wi-Fi network is accessible and provides sufficient speed to do my work. (EMP Goals #1, #2 and #5; ACCJC Standards IIC1, IIC3)**

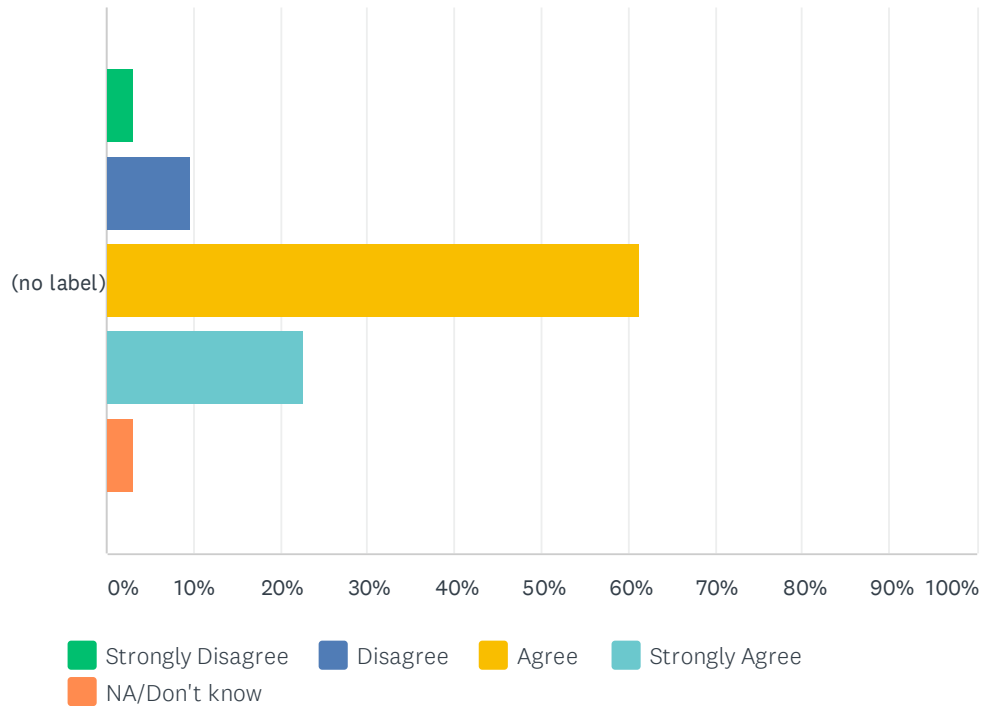
Answered: 124 Skipped: 34



	STRONGLY DISAGREE	DISAGREE	AGREE	STRONGLY AGREE	NA/DON'T KNOW	TOTAL	WEIGHTED AVERAGE
(no label)	2.42% 3	12.90% 16	58.06% 72	25.00% 31	1.61% 2	124	3.07

**Q74 The College provides me with the software applications I need to efficiently serve students. (EMP Goals #1, #2 and #5; ACCJC Standard IIC1)**

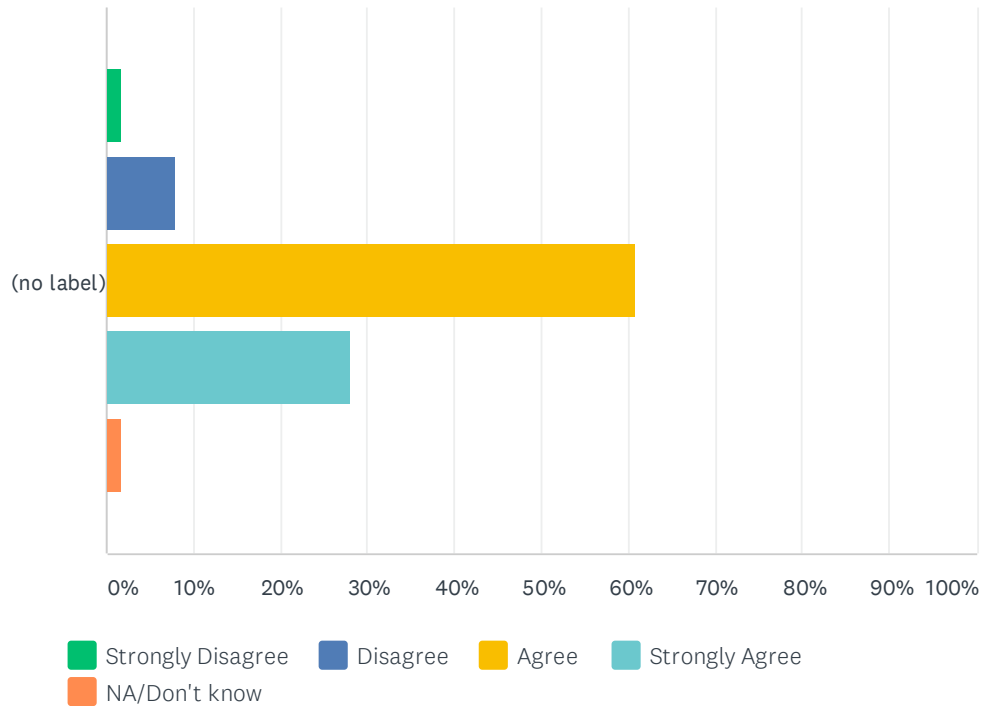
Answered: 124 Skipped: 34



	STRONGLY DISAGREE	DISAGREE	AGREE	STRONGLY AGREE	NA/DON'T KNOW	TOTAL	WEIGHTED AVERAGE
(no label)	3.23% 4	9.68% 12	61.29% 76	22.58% 28	3.23% 4	124	3.07

Q75 The InSite resources, services and functions are accessible, easy to utilize and provide me with accurate information. (EMP Goals #1, #2 and #5; ACCJC Standard IIC1)

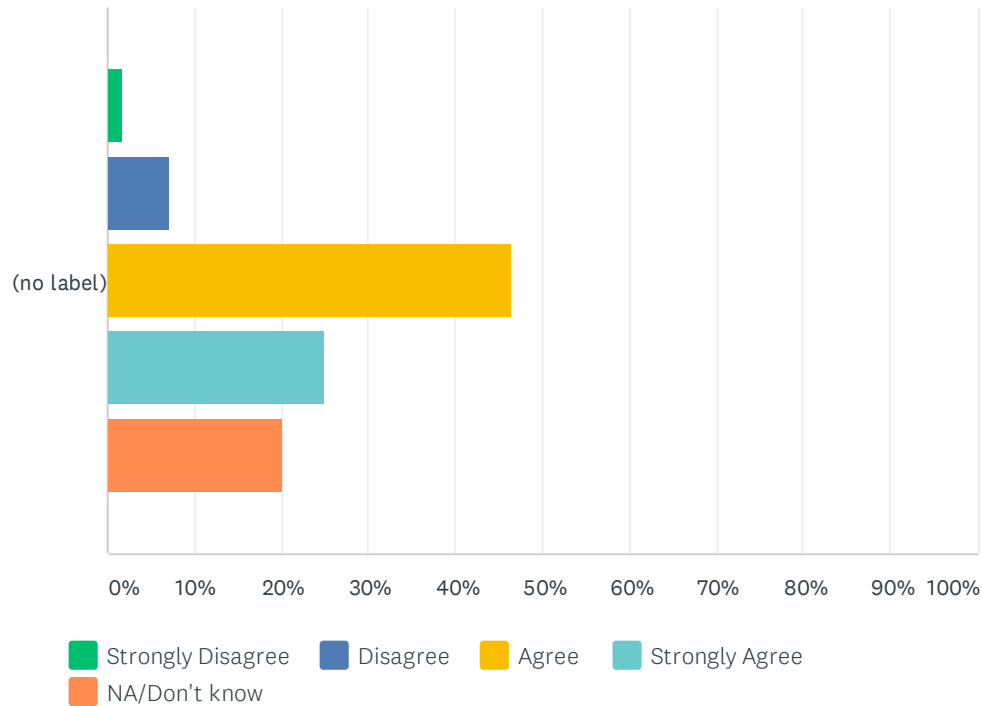
Answered: 125 Skipped: 33



	STRONGLY DISAGREE	DISAGREE	AGREE	STRONGLY AGREE	NA/DON'T KNOW	TOTAL	WEIGHTED AVERAGE
(no label)	1.60%	8.00%	60.80%	28.00%	1.60%	125	3.17
	2	10	76	35	2		

**Q76 I am pleased with the access and functionality of Canvas for the delivery of instructional materials and/or assignments to my students. (EMP Goals #1-#3 and #5; ACCJC Standard IIIC3)**

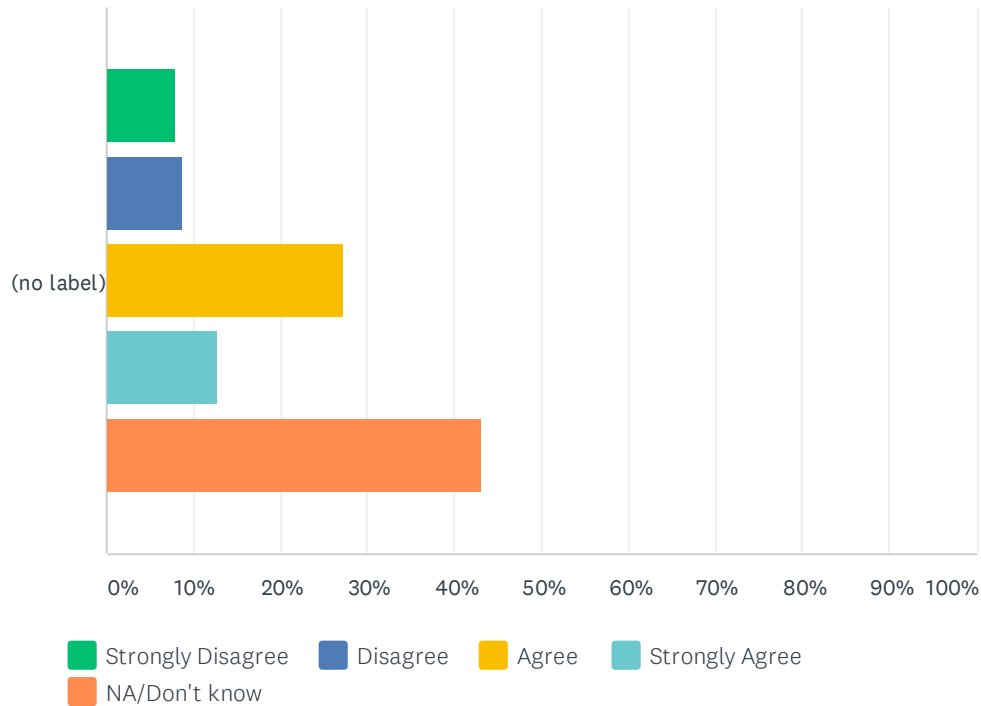
Answered: 125 Skipped: 33



	STRONGLY DISAGREE	DISAGREE	AGREE	STRONGLY AGREE	NA/DON'T KNOW	TOTAL	WEIGHTED AVERAGE
(no label)	1.60%	7.20%	46.40%	24.80%	20.00%	125	3.18
	2	9	58	31	25		

**Q77 I am pleased with the access and functionality of Starfish to identify students needing additional support and connecting them with resources. (EMP Goals #1, #2 and #4; ACCJC Standards IIIC1, IIIC2)**

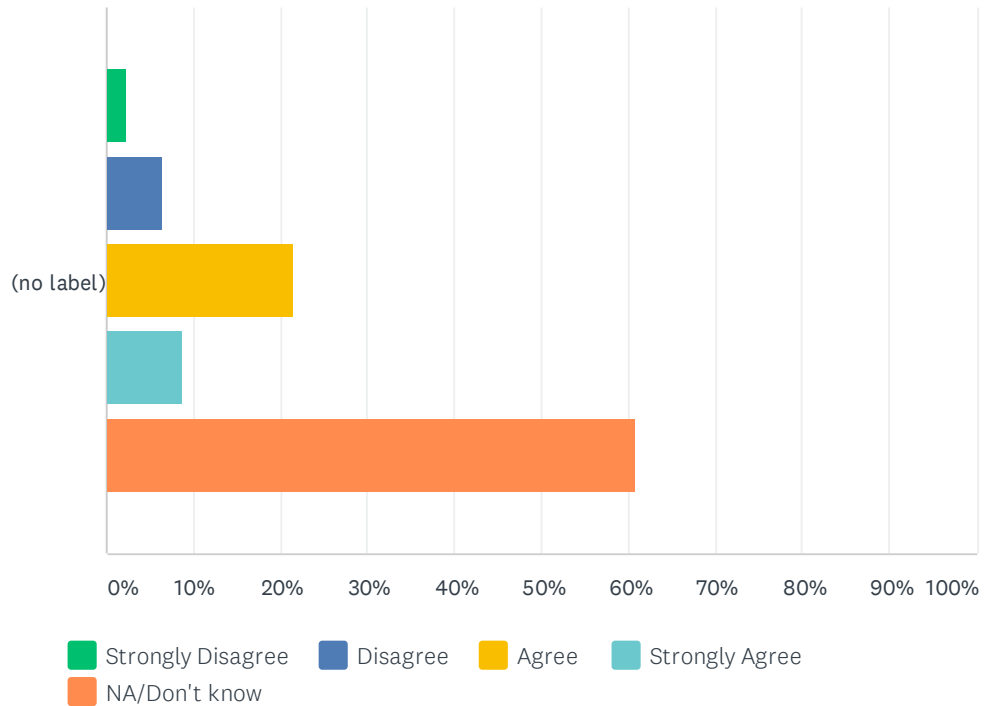
Answered: 125 Skipped: 33



	STRONGLY DISAGREE	DISAGREE	AGREE	STRONGLY AGREE	NA/DON'T KNOW	TOTAL	WEIGHTED AVERAGE
(no label)	8.00%	8.80%	27.20%	12.80%	43.20%	125	2.79
	10	11	34	16	54		

Q78 I am pleased with the access and functionality of Ellucian to manage and deliver accurate information. (EMP Goals #1, #2, #4 and #5; ACCJC Standard IIIC1)

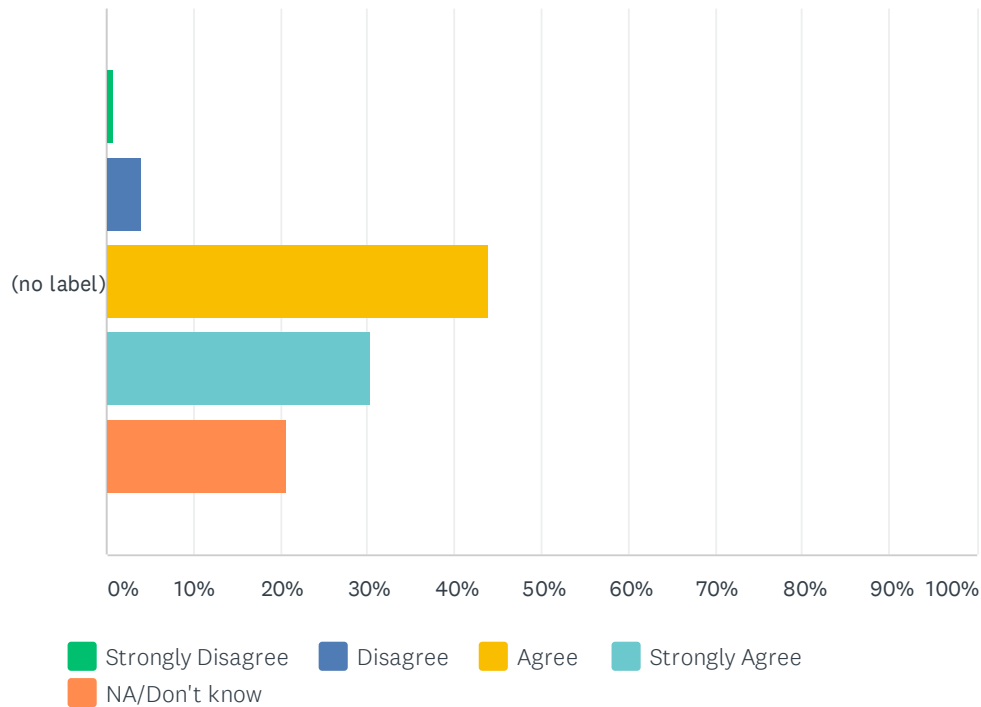
Answered: 125 Skipped: 33



	STRONGLY DISAGREE	DISAGREE	AGREE	STRONGLY AGREE	NA/DON'T KNOW	TOTAL	WEIGHTED AVERAGE
(no label)	2.40% 3	6.40% 8	21.60% 27	8.80% 11	60.80% 76	125	2.94

Q79 The library resources are adequate. (i.e., books, DVDs, computers, etc.) (EMP Goals #1 and #2; ACCJC Standards IIB1, IIB2 and IIB3)

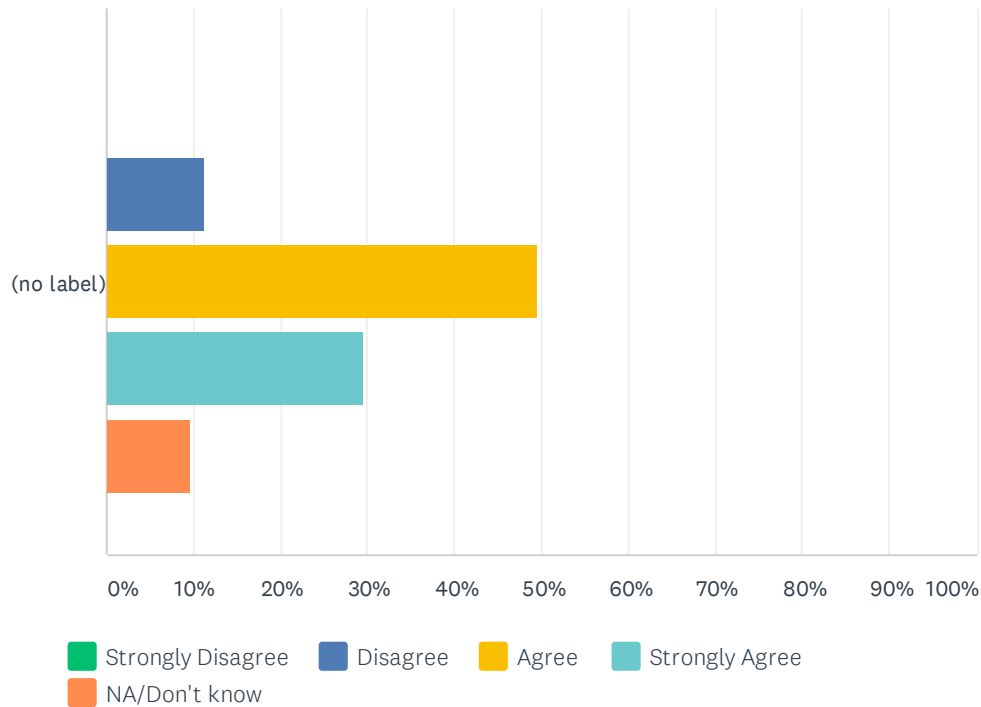
Answered: 125 Skipped: 33



	STRONGLY DISAGREE	DISAGREE	AGREE	STRONGLY AGREE	NA/DON'T KNOW	TOTAL	WEIGHTED AVERAGE
(no label)	0.80%	4.00%	44.00%	30.40%	20.80%	125	3.31
	1	5	55	38	26		

### Q80 The College publications and website are accurate and of high quality. (EMP Goals #1, #2, #4 and #5; ACCJC Standards IC1, IC8)

Answered: 125 Skipped: 33

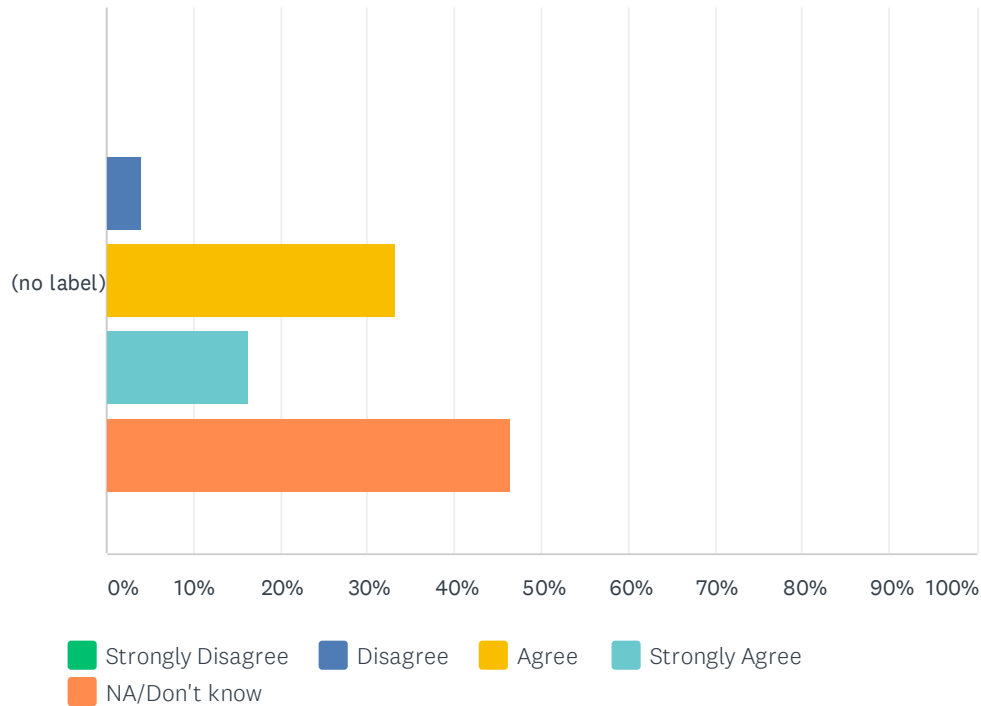


	STRONGLY DISAGREE	DISAGREE	AGREE	STRONGLY AGREE	NA/DON'T KNOW	TOTAL	WEIGHTED AVERAGE
(no label)	0.00% 0	11.20% 14	49.60% 62	29.60% 37	9.60% 12	125	3.20



**Q81 The College conducts a regular review of the information it publishes to ensure its clarity, accuracy, and integrity. (EMP Goals #1, #2, #4 and #5; ACCJC Standard IC1)**

Answered: 123 Skipped: 35



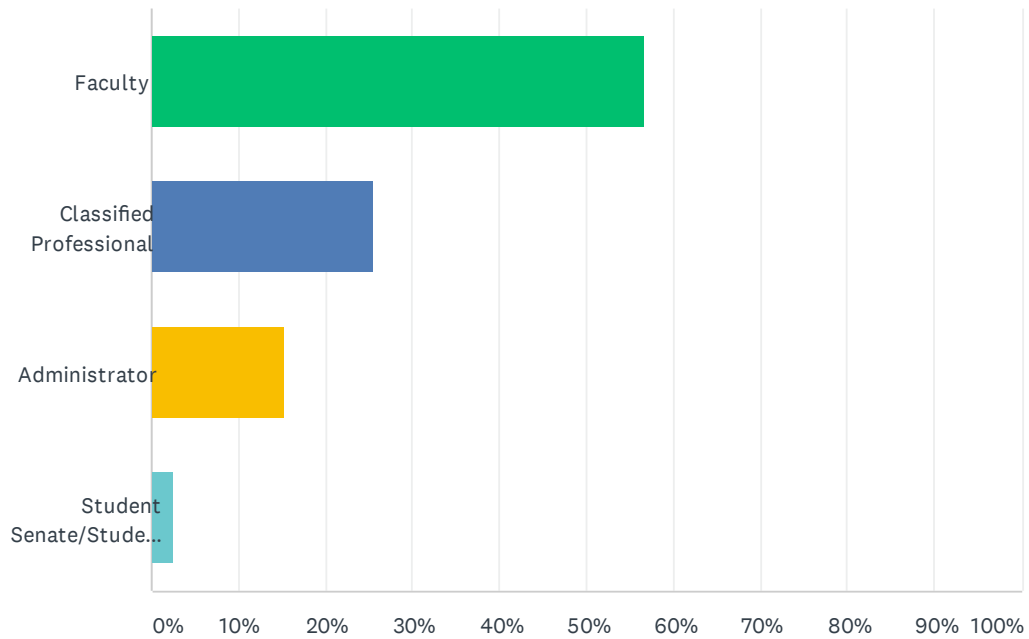
	STRONGLY DISAGREE	DISAGREE	AGREE	STRONGLY AGREE	NA/DON'T KNOW	TOTAL	WEIGHTED AVERAGE
(no label)	0.00%	4.07%	33.33%	16.26%	46.34%	123	3.23
	0	5	41	20	57		

## Q82 Comment on Technology Resources and Publications/Website

Answered: 47 Skipped: 111

### Q83 Which employee group do you belong to for your primary assignment at the College? (EMP Goals #1 and #5)

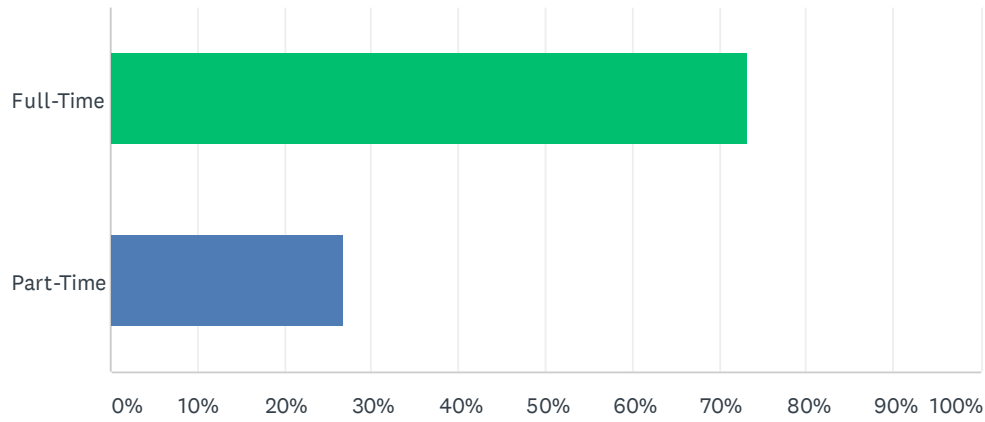
Answered: 118 Skipped: 40



ANSWER CHOICES	RESPONSES	
Faculty	56.78%	67
Classified Professional	25.42%	30
Administrator	15.25%	18
Student Senate/Student Workers	2.54%	3
<b>TOTAL</b>		<b>118</b>

### Q84 Are you full-time or part-time? (EMP Goals #1 and #5)

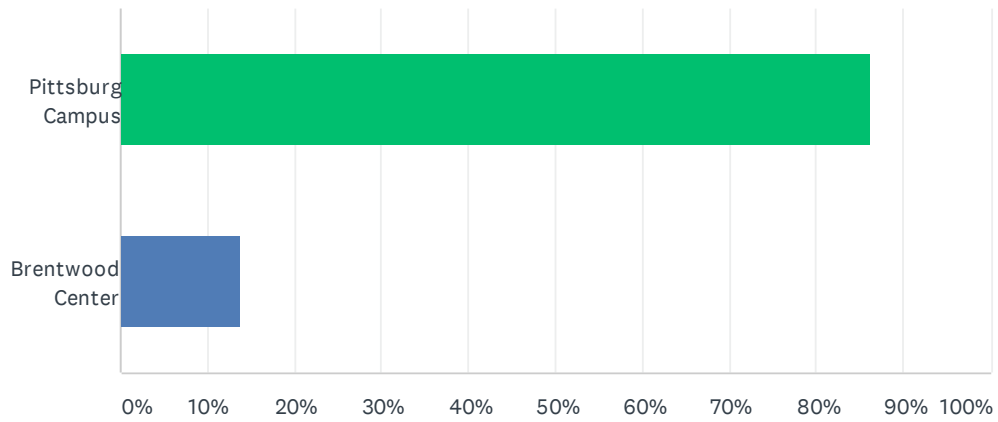
Answered: 116 Skipped: 42



ANSWER CHOICES	RESPONSES	
Full-Time	73.28%	85
Part-Time	26.72%	31
TOTAL		116

### Q85 Which LMC campus are you primarily located (more than 50% of the time)? (EMP Goals #1, #2 and #5)

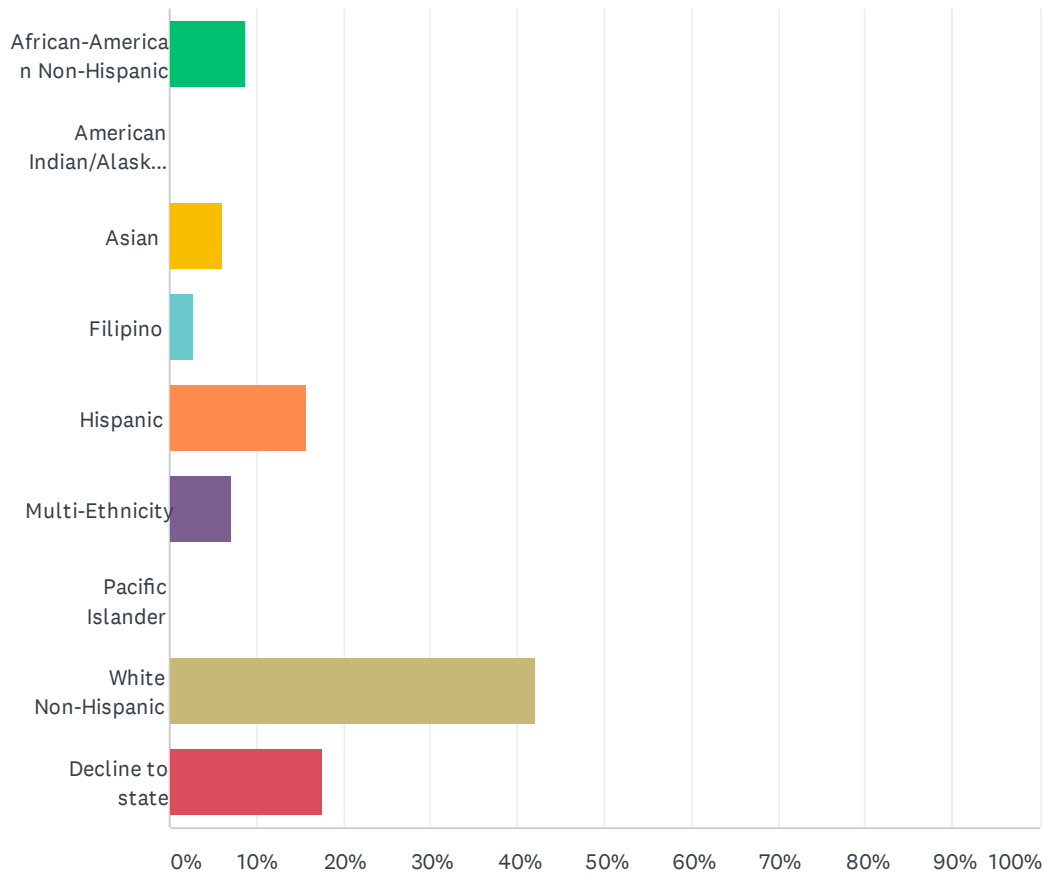
Answered: 116 Skipped: 42



ANSWER CHOICES	RESPONSES
Pittsburg Campus	86.21% 100
Brentwood Center	13.79% 16
TOTAL	116

### Q86 Please check the race/ethnicity that best represents you. (EMP Goals #1 and #2)

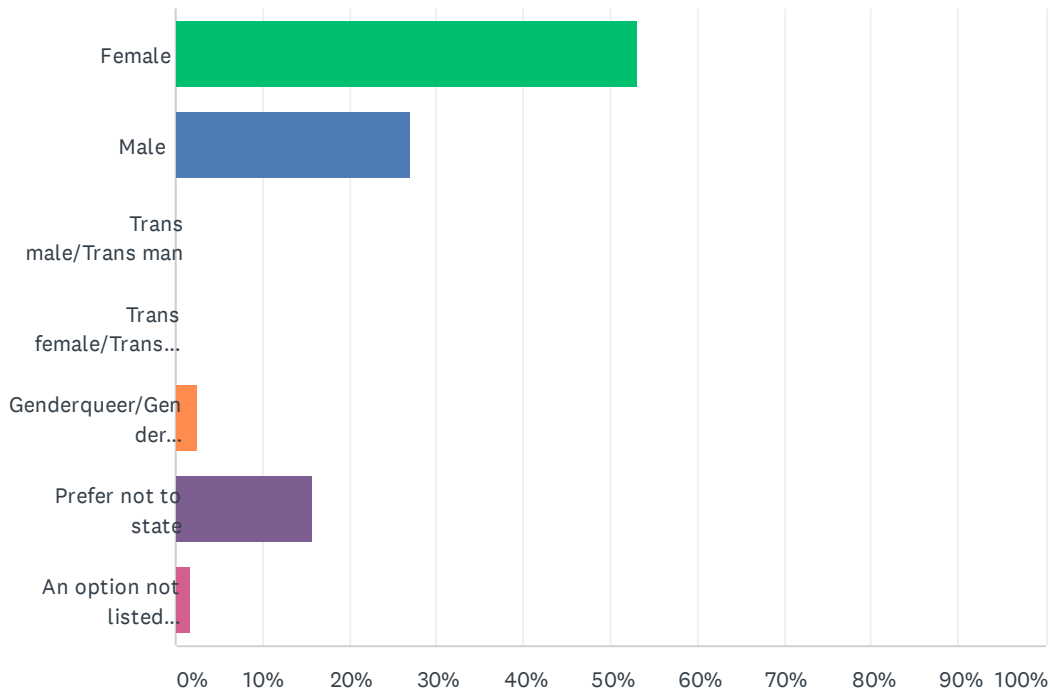
Answered: 114 Skipped: 44



ANSWER CHOICES	RESPONSES	
African-American Non-Hispanic	8.77%	10
American Indian/Alaskan Native	0.00%	0
Asian	6.14%	7
Filipino	2.63%	3
Hispanic	15.79%	18
Multi-Ethnicity	7.02%	8
Pacific Islander	0.00%	0
White Non-Hispanic	42.11%	48
Decline to state	17.54%	20
<b>TOTAL</b>		<b>114</b>

### Q87 Please check the gender that best represents you. (EMP Goals #1 and #2)

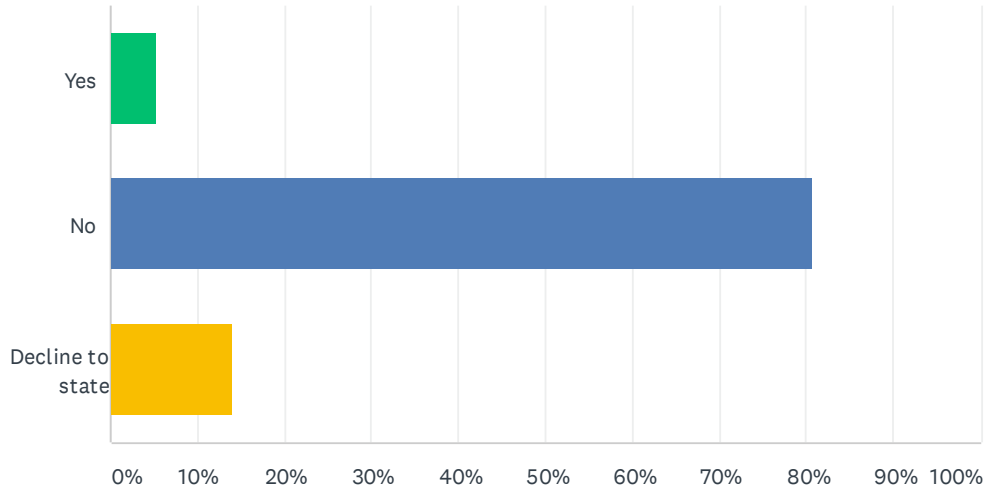
Answered: 115 Skipped: 43



ANSWER CHOICES	RESPONSES	
Female	53.04%	61
Male	26.96%	31
Trans male/Trans man	0.00%	0
Trans female/Trans woman	0.00%	0
Genderqueer/Gender non-conforming	2.61%	3
Prefer not to state	15.65%	18
An option not listed (Fill-in)	1.74%	2
<b>TOTAL</b>		<b>115</b>

### Q88 Are you currently disabled? (EMP Goals #1, #2 and #5)

Answered: 114 Skipped: 44

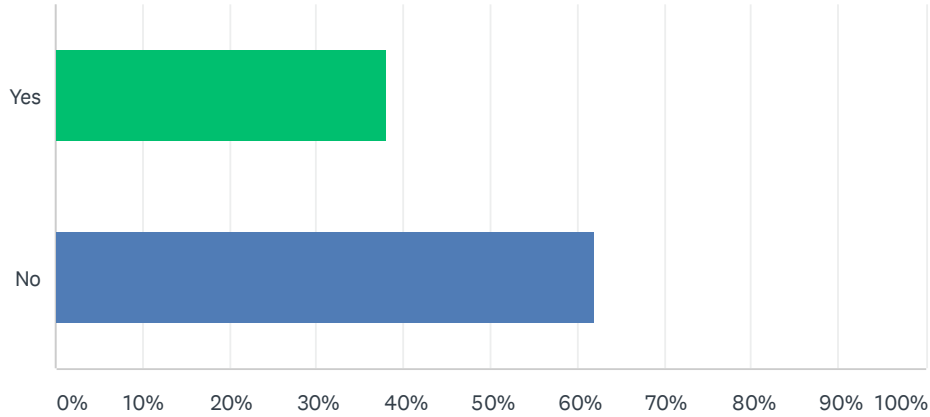


ANSWER CHOICES	RESPONSES	
Yes	5.26%	6
No	80.70%	92
Decline to state	14.04%	16
<b>TOTAL</b>		<b>114</b>



**Q89 Are you currently serving on one of these shared governance committees: Shared Governance Council, EEO Committee, Sustainability Committee, Teaching & Learning Committee, IDEA, Planning Committee, Professional Development Advisory Committee, Safety Committee, Technology Advisory Group, Academic Senate, Classified Senate and/or LMC Associated Students? (EMP Goals #1 and #5)**

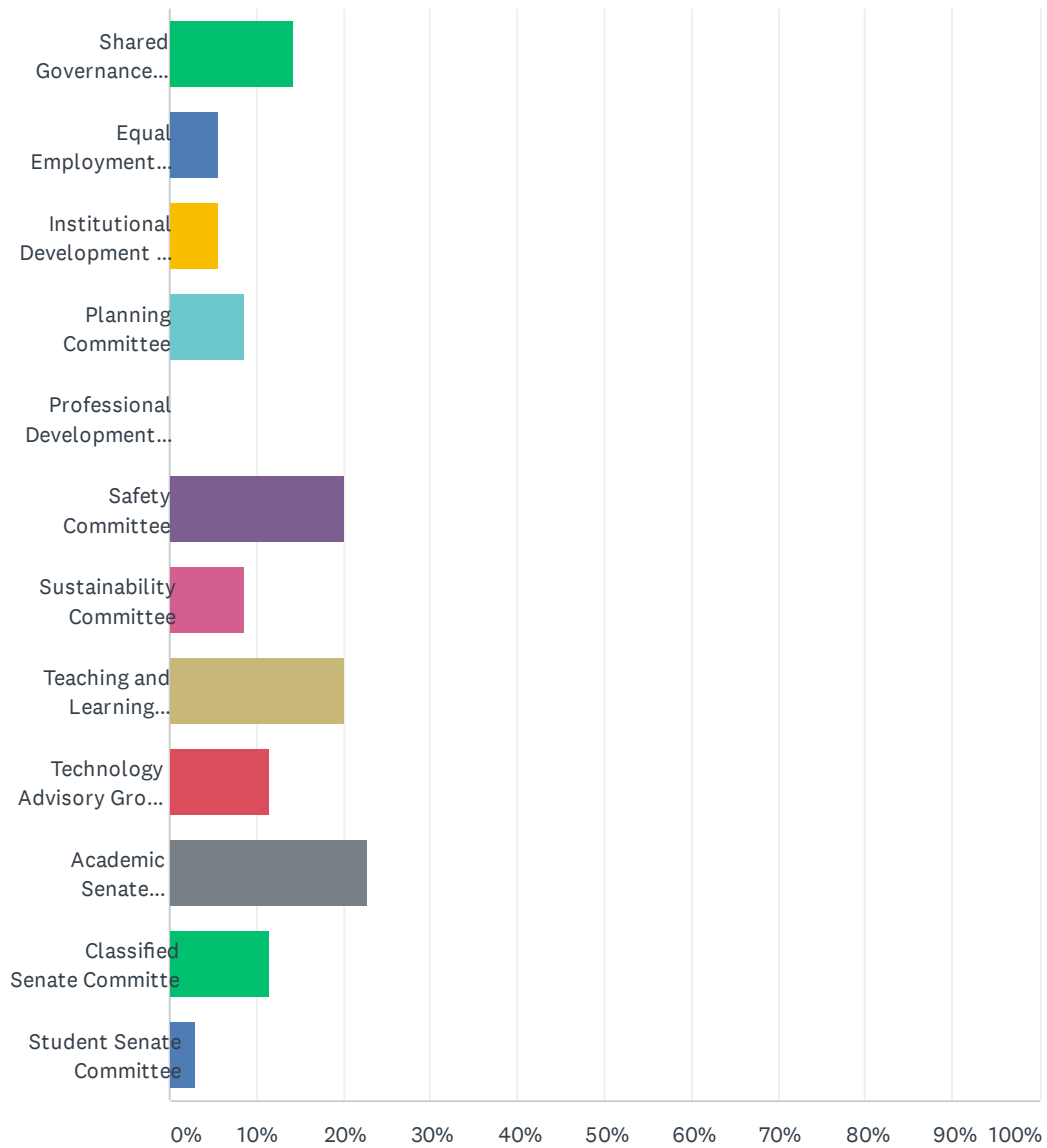
Answered: 113 Skipped: 45



ANSWER CHOICES	RESPONSES
Yes	38.05% 43
No	61.95% 70
TOTAL	113

### Q90 If you answered yes to Question #101, which Governance Committee(s) do you currently serve? (Check all that apply.)

Answered: 35 Skipped: 123



## LMC Employee Engagement Survey 2021

ANSWER CHOICES	RESPONSES	
Shared Governance Council	14.29%	5
Equal Employment Opportunity (EEO) Committee	5.71%	2
Institutional Development for Equity and Access (IDEA) Committee	5.71%	2
Planning Committee	8.57%	3
Professional Development Advisory Committee (PDAC)	0.00%	0
Safety Committee	20.00%	7
Sustainability Committee	8.57%	3
Teaching and Learning Committee (TLC)	20.00%	7
Technology Advisory Group (TAG)	11.43%	4
Academic Senate Committee	22.86%	8
Classified Senate Committee	11.43%	4
Student Senate Committee	2.86%	1
Total Respondents: 35		

## Q91 Comment

Answered: 10 Skipped: 148