

LMC GE Analysis Fall 2014

Brief observation:

There are 8,904 headcount as of 9-29-14. 3,665 (41%) students have not taken GE course. Among these 3,665 students, 2515 (69%) are fairly new students – students started 2013-14 or later. There are 1,150 (13%) students started *before* 2013-14 school year.

The followings are basic demographics of No-GE students. No-GE students are separated into 2 groups. Group 1 consists of ALL No-GE students. Group 2 consists of students who started before 2013-14 school year.

Only observable difference between the groups is “Age”. 54% of Group 2 is aged 25 or above while only 30% for Group 1. The No-GE group 2 is less likely to transfer than Group 1 according to their educational goal.

Fall 2014 Students	Fall 2014 enrolled Students who have not taken any GE courses		Fall 2014 Students who have not taken any GE courses. Students who started in the following semesters are "not" included: Su2013, Fall 2013, Spring 2014, Su2014, Fa2014	
	Group 1 N=3,665		Group 2 N=1,150	
Ethnicity	#	%	#	%
African American	624	17%	195	17%
American Indian	5	0%	2	0%
Asian	157	4%	57	5%
Filipino	151	4%	47	4%
Hispanic	1262	34%	354	31%
Multi-Race	321	9%	92	8%
Other/Undeclared	28	1%	12	1%
Pacific Islander	25	1%	8	1%
White	1092	30%	383	33%

Gender	#	%	#	%
Female	1677	46%	515	45%
Male	1932	53%	628	55%
Unknown	56	2%	7	1%

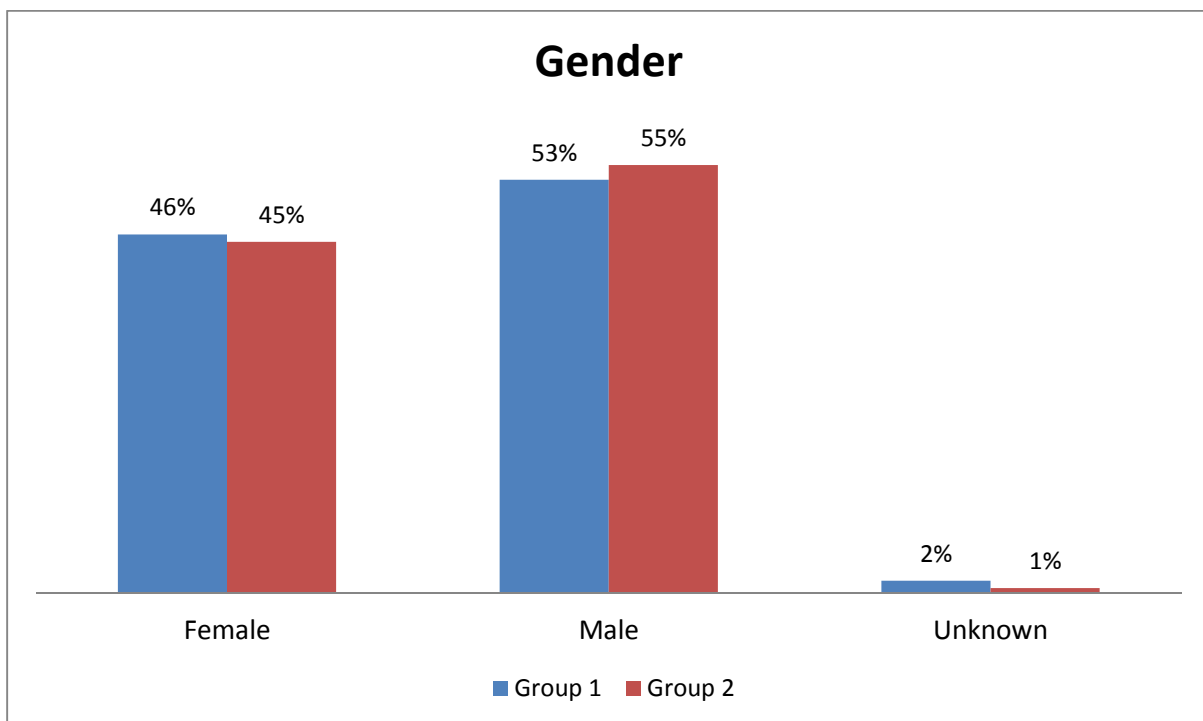
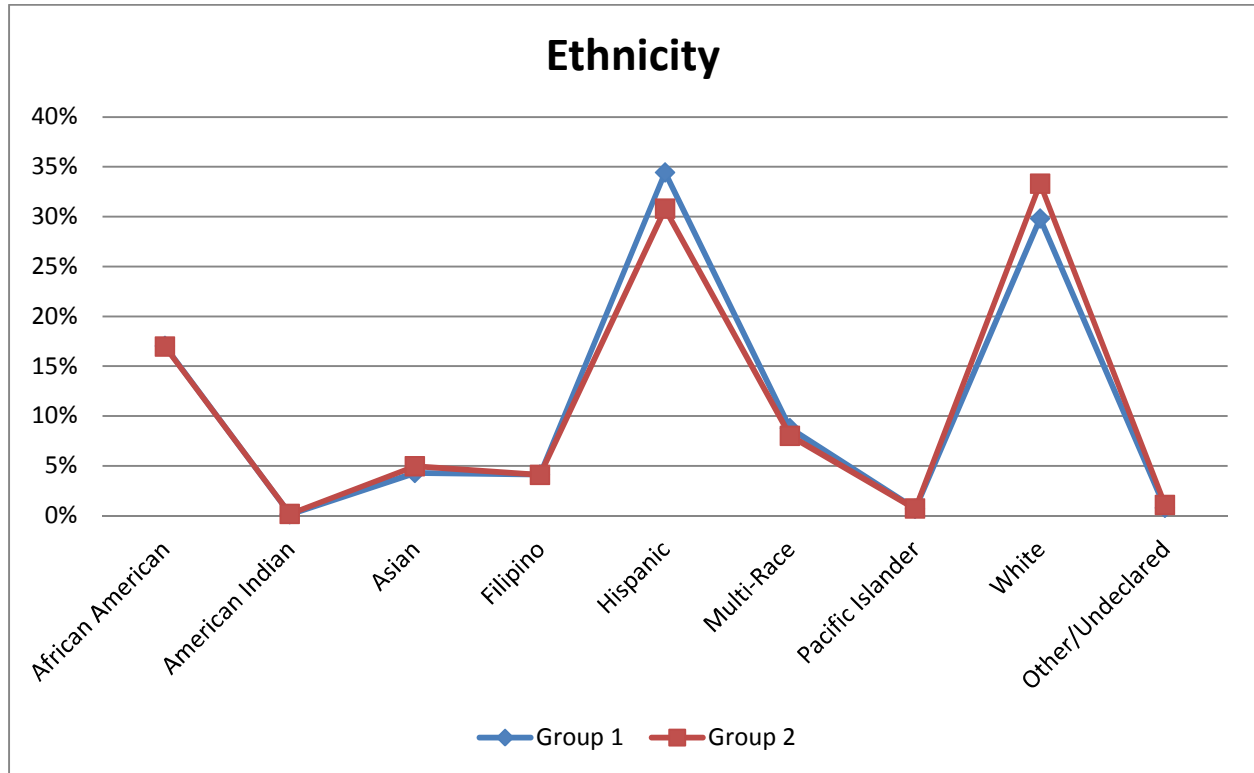
Fall 2014 Students	Fall 2014 enrolled Students who have not taken any GE courses	Fall 2014 Students who have not taken any GE courses. Students who started in the following semesters are "not" included: Su2013, Fall 2013, Spring 2014, Su2014, Fa2014		
	Group 1 N=3,665	Group 2 N=1,150		
Age Group	#	%	#	%
under 18	979	27%	45	4%
18-24	1564	43%	472	41%
25-29	329	9%	181	16%
30-34	247	7%	141	12%
35-39	151	4%	78	7%
40-44	110	3%	60	5%
45-49	113	3%	74	6%
50-54	70	2%	40	3%
55-59	56	2%	31	3%
60-64	27	1%	20	2%
65-69	14	0%	4	0%
over 69	5	0%	4	0%

	Group 1 N=3,665		Group 2 N=1,150	
Educational Goal	#	%	#	%
Transfer with associate degree	1318	36%	320	28%
Transfer without associate degree	264	7%	85	7%
Obtain associate degree without transfer	320	9%	91	8%
Obtain vocational degree without transfer	106	3%	50	4%
Earn a vocational certificate without transfer	188	5%	75	7%
discover career interests, plans, goals	82	2%	33	3%
Prepare for a new career	197	5%	65	6%
Advance in current job	52	1%	21	2%
Maintain certificate/ license	48	1%	14	1%
Educational development	107	3%	42	4%
Improve basic skills	99	3%	43	4%
Complete high school/ GED credits	221	6%	67	6%
4 year college student taking courses to meet 4 year college requirements	84	2%	21	2%
To move from noncredit coursework to credit coursework	4	0%	0	0%
Undecided	575	16%	223	19%

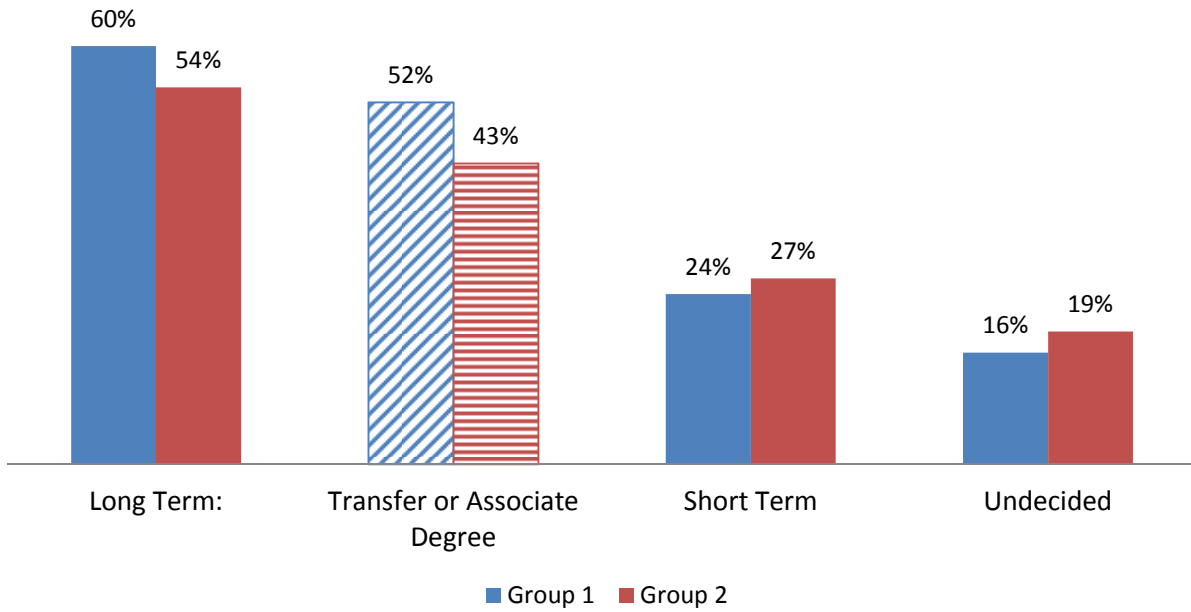
	Group 1 N=3,665	Group 2 N=1,150
Average Units Completed	10.3	27.3
Average Years at LMC since "First Term"	2.5	7.8

Group 1: Fall 2014 enrolled Students who have not taken any GE courses.

Group 2: Fall 2014 Students who have not taken any GE courses. Students who started in the following semesters are "not" included: Su2013, Fall 2013, Spring 2014, Su2014, Fa2014



Educational Goal



Gender

