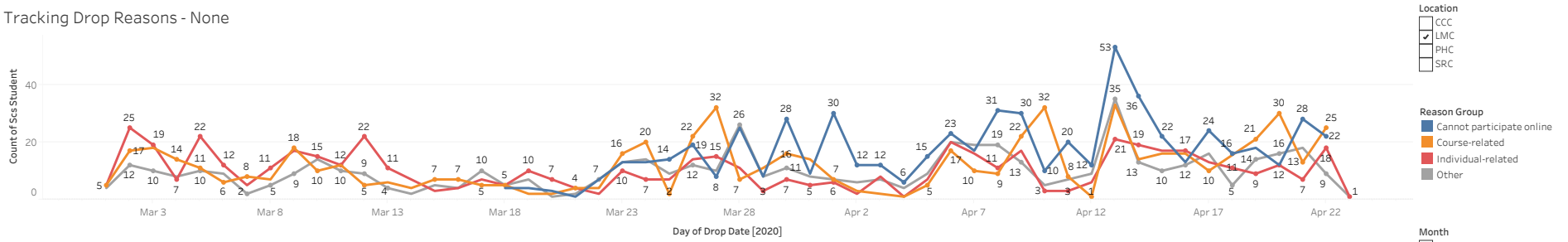


### Tracking Drop Reasons - None



### Drop Reason Detail - 2020SP

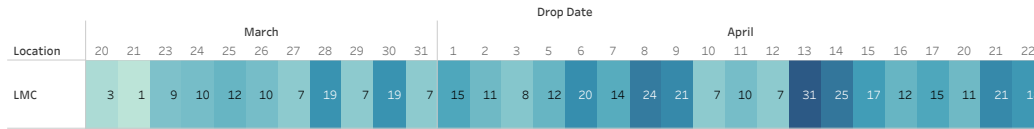
Term	Reason Gro.	Reason Des.	March																													Total	April																							Total
			16	17	18	19	20	21	22	23	24	25	26	27	28	29	30	31	1	2	3	4	5	6	7	8	9	10	11	12	13		14	15	16	17	18	19	20	21	22	23														
2020SP	Cannot part...	Cannot part...			4	4	3	1			13	13	14	19	8	25	8	28	9	149	30	12	12	6	15	23	17	31	30	10	20	12	33	36	22	13	24	16	18	12	28	22	462													
		Total			4	4	3	1			13	13	14	19	8	25	8	28	9	149	30	12	12	6	15	23	17	31	30	10	20	12	33	36	22	13	24	16	18	12	28	22	462													
	Course-rela...	Class is too...	3	2	1	1			1	1	2	4	7		1	1	2	1	1	30				1	2	3	1	3		1	1	1	1	4	3		4	6	1	8	40															
		Course not...	2	1	1							2	4	1	1	1	1	5	1	19					3	3	3	2	1	2	1	2	3	2	5	1		3	1	2	34															
		Course/Tex...										1			2	2	2		1	8									1	2											5															
	Instructor I...	1			1	1	1				1	1	2	1	1	1	1	2	13						11	6	3	2	1	2		4	4		1	1		3	1	14																
	Instructor I...	1	2	2	1	2		3	1	10	8		1	14	27	1	4	14	8	96	5	3						18	28	3		25	6	9	6	9		14	23	7	16	192														
	Total	7	5	5	2	2	4	4	16	20	2	22	32	7	11	16	14	169	7	3		1	5	17	10	9	22	32	8	1	33	14	16	16	10	21	30	13	25	293																
	Individual-r...																		1	2					1																5															
	CA Residen...																			3																					13															
	Childcare																			6																					13															
	Food/Housi...			1																1																					1															
	Health/Med...	2			1	4	1	2	1	4	1	2	4	2	8	1	2		35	4	1	1	1	4	7	2	3	12	2		1	8	6	6	9	4	4	2	3	1	6	87														
	School Wor...	1			1	1	2		2		1	3	2	1	2			19					2	5	4	4	3			1	4	3	5	4	1	1	2	4	2	42																
	Student																		14																							30														
	Time Mana...	1	6	4	4	3			1	2	3		2	8				40				3			3	3	2	2	1		3	6	2	6		2	5	5	3	1	4	1	52													
	Total	4	7	5	10	7	4	2	10	7	7	14	15	11	3	7	5	118	6	2	8	1	7	20	16	11	17	3	3	6	21	19	17	17	13	11	9	12	7	18	1	245														
	Other																		3																							8														
	Administra...																		9																						8															
	Census Ros...																		9																							8														
	Other	4	10	5	7	1	2	4	4	14	9	12	10	26	8	11	8	135	7	6	7	4	9	20	19	19	13	5	7	9	27	13	9	12	16	5	14	16	18	9	1	265														
	Total	4	10	5	7	1	2	7	13	14	9	12	10	26	8	11	8	147	7	6	7	4	9	20	19	19	13	5	7	9	35	13	10	12	16	5	14	16	18	9	1	274														
	Total	15	22	19	23	13	11	13	52	54	32	67	65	69	30	62	36	583	50	23	27	12	36	80	62	70	82	50	38	28	142	82	65	58	63	32	62	70	66	74	2	1,274														

- Month**
- January
  - February
  - March
  - April
  - May
  - June
  - November
  - December

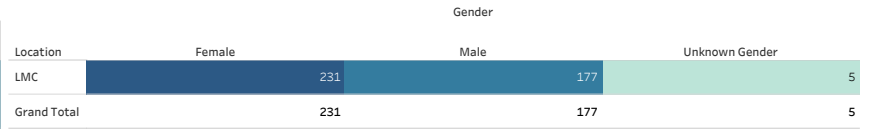
- Year of Drop Date**
- 2017
  - 2018
  - 2019
  - 2020

Tracking Drop Code "ON" (Cannot Participate)  
 March 18, 2020 established drop code for Covid-19 transition to online

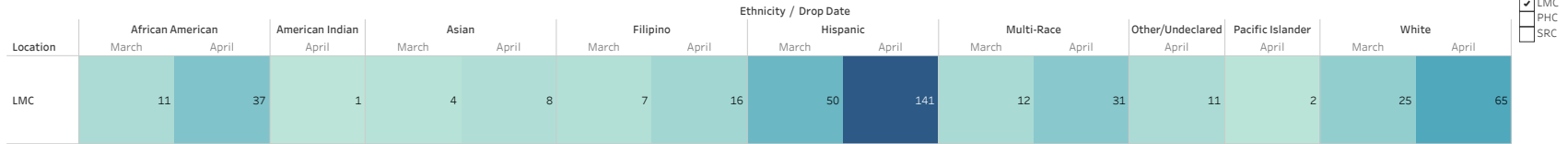
By Location and Date



By Gender

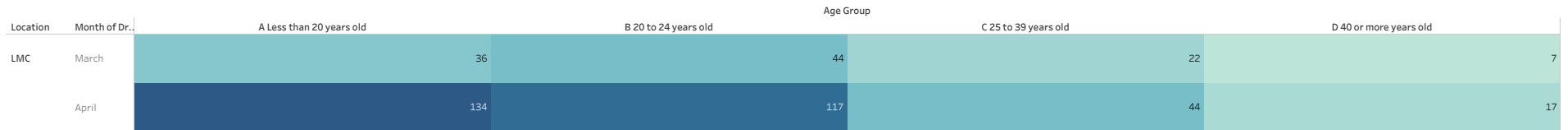


By Ethnicity



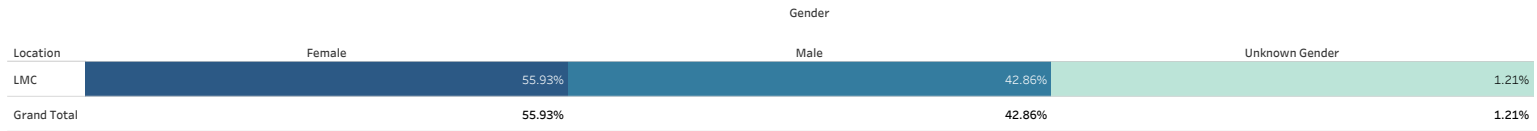
- Location
- CCC
  - LMC
  - PHC
  - SRC

By Age Group



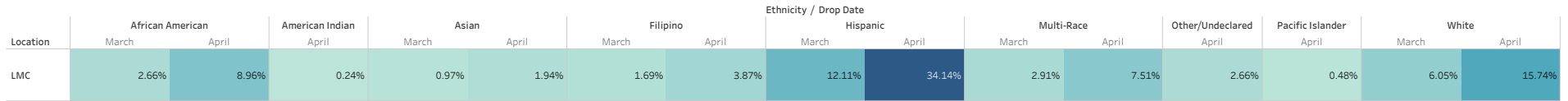
Tracking Drop Code "ON" (Cannot Participate)  
 March 18, 2020 established drop code for Covid-19 transition to online  
 Demographic Ratios by Location

By Gender Ratios

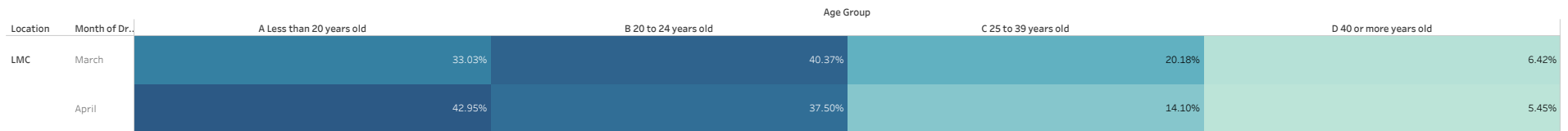


- Location
- CCC
  - LMC
  - PHC
  - SRC

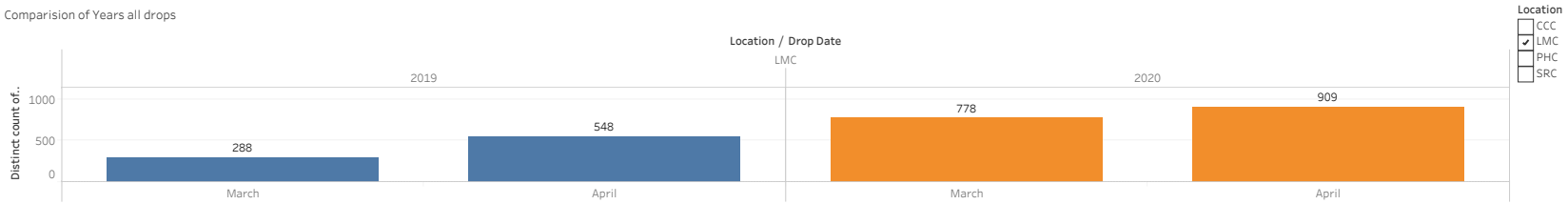
By Ethnicity Ratios



By Age Group Ratios



Comparison of Years all drops



Comparison of Years by Top 5 code

