

**ARTICULATION AGREEMENT**

**DATE DRAFTED:** October 15, 2018

**VALID ACADEMIC YEAR(S):** 2018-19 & 2019-20

**LMC COURSE:** AUTO-110 “Automotive Essential Car Care”

**HIGH SCHOOL COURSE:** ROP Automotive Technician

**School:** Pittsburg High School

**Address:** 1750 Harbor St, Pittsburg, CA 94565

**A. COLLEGE COURSE DESCRIPTION:** This course is designed to teach the operation and maintenance of modern automobiles. There is an emphasis on the theory of the basic operating systems, including engine, electrical, chassis, and driveline systems. This course is designed for the student seeking a career as an automotive technician as well as the home mechanic or who wants to learn about his or her automobile.

**B. UNITS:** 5.5

**C. PRE-REQUISITES:** NA

**D. REQUIRED CONTENT FOR ARTICULATION:**

Our Automotive Technology course carefully presents the basics first and then details general repair techniques. The outcome is a student well-grounded in the basics and possessing a solid foundation in service and repair that will enable her or him to grasp the meaning of specific repair steps in a service manual. Automotive Technology is divided into thirteen sections (including the eight categories of the ASE testing program) and 80 chapters.

The sections are as follows:

**Section 1—Introduction to Automotive Technology**

Chapters 1–10 introduce students to the “basics” of automotive technology. They contain information on automobile construction and operation, ASE certification, safety, tools, service information, electricity, and vehicle maintenance.

This section gives students the knowledge needed to secure an entry-level job. Students will learn to perform hands-on tasks, such as changing oil, checking vehicle fluids, replacing engine belts, and doing a “grease job.” The information in this section lays the groundwork for later chapters, which provide in-depth coverage of automotive technology.

**Section 2—Engines**

Chapters 11–16 detail the construction and operation of late-model automotive engines. They review the four-stroke cycle, explain the names and locations of major parts, describe design variations, and detail engine size and performance measurements. The information presented in this section will help students pass ASE Test A1, *Engine Repair*. It will also help students prepare for later chapters on engine service and repair.

### **Section 3—Computer Systems**

Chapters 17–19 detail the theory and operation of computer systems, explain how to use a scan tool to find troubles in computerized systems, and describe the use of pinpoint tests to verify the basic electrical/electronic faults indicated by the scan tool.

This important section prepares students for almost every other section of the course. This section will also help students pass several ASE certification tests requiring knowledge of computers, sensors, actuators, scan tools, and related topics, including Test A8, *Engine Performance*.

### **Section 4—Fuel Systems**

Chapters 20–27 explain modern fuel systems in detail. Chapters 20 and 21 cover fuels, fuel tanks, fuel pumps, and fuel filters. Chapters 22 and 23 detail the operation and service of electronic fuel injection, the most common type of fuel system. Chapter 24 provides a brief overview of carburetor operation and repair, since millions of these devices are still in use today. The operation and repair of diesel injection, exhaust systems, turbochargers, and superchargers are detailed in Chapters 25–27. The information in this section will help students pass ASE Test A6, *Electrical/Electronic Systems*, and Test A8, *Engine Performance*.

### **Section 5—Electrical Systems**

Chapters 28–37 detail the operation, diagnosis, and repair of the major electrical systems. The section starts with the battery, the source of initial electrical energy, and progresses through the starting, charging, ignition, and other systems.

Chapter 38 details the operation and service of hybrid drive systems. The information in this section will help students pass ASE Test A6, *Electrical/Electronic Systems*.

### **Section 6—Cooling and Lubrication Systems**

Chapters 39–42 detail the operation, construction, diagnosis, and repair of modern cooling and lubrication systems. The information in this section will help students pass ASE Test A1, *Engine Repair*, and Test A8, *Engine Performance*.

### **Section 7—Emission Control Systems**

Chapters 43 and 44 provide the information needed to test and repair emission control systems so that a vehicle operates as cleanly as possible. The detailed information in this section will help students pass ASE Test A8, *Engine Performance*.

### **Section 8—Engine Performance**

Chapters 45–47 describe common engine performance problems, detail their causes, and explain how each can be corrected. This section explains how to use advanced diagnostic tools to find problems in the engine and related systems. The final chapter in this section explains how to tune an engine. The information in this section will help students gain “state-of-the-art” skills needed to succeed as an automotive technician. It will also help students pass ASE Test A8, *Engine Performance*.

### **Section 9—Engine Service and Repair**

Chapters 48–52 will help students gain the skills needed to properly troubleshoot and rebuild automotive engines. Chapter 48 describes engine problems and summarizes repair procedures. Chapter 49 explains how to properly tear down an engine while gathering information about its condition. Chapters 50–52 detail how to measure, inspect, and assemble the parts of an engine. The information in this section will help students pass ASE Test A1, *Engine Repair*.

### **Section 10—Drive Trains and Axles**

Chapters 53–64 explain the construction, operation, and repair of all types of automotive drive trains. You will learn about front-wheel drive, rear-wheel drive, and all-wheel drive. The material covered in this section will give students the knowledge needed to work on any make or model car, truck, or sport utility vehicle. This section will also help students pass ASE Test A2, *Automatic Transmission/Transaxle*, and Test A3, *Manual Drive Train and Axles*.

### **Section 11—Suspension, Steering, and Brakes**

Chapters 65–74 detail the operation, construction, service, and repair of everything from tires to anti-lock brake systems. They contain information that will help make your students better chassis technicians. This section will help students pass ASE Test A4, *Suspension and Steering*, and Test A5, *Brakes*.

### **Section 12—Heating and Air Conditioning**

Chapters 75 and 76 explain the operation, service, and repair of heating and air conditioning systems. This section details state-of-the-art methods for repairing these systems without damaging our environment. This section will also help students pass ASE Test A7, *Heating and Air Conditioning*.

### **Section 13—Safety, Security, and Navigation Systems**

Chapters 77 and 78 detail the operation and service of various restraint systems, including seat belts and air bags. Chapter 79 covers security and navigation systems, as well as those systems that will be found on vehicles in the not-too-distant future. Chapter 80 describes the factors that can determine your degree of success as an automotive technician.

### **About the course**

Automotive Technology is organized around the eight ASE automobile test areas and is correlated to the NATEF Task List. Terminology used throughout the text reflects the SAE J1930 standard.

The text has many features that ease comprehension, including:

- Various fonts used for emphasis.
- Learning objectives.
- Chapter Summaries.
- Lists of Important Terms.
- Review Questions.
- ASE-Type Questions.
- End-of-chapter Activities.
- Notes, Cautions, Warnings, and procedures.
- Troubleshooting charts.
- An extensive use of color.

- System coverage divided into theory and application chapters.

#### E. REQUIRED COMPETENCIES (PERFORMANCE OBJECTIVES) FOR ARTICULATION

This course is designed to provide you with the necessary environment and interactions to advance your knowledge and understanding in owning, maintaining, and repairing the automobile.

#### Los Medanos Course-Level Student Learning Outcomes:

1. Safely perform standard auto shop practices.
2. Properly write out shop work order forms
3. To correctly identify and demonstrate proper use of the hand tools, equipment and fasteners necessary to perform automotive repairs.
4. Perform light service work on multiple automobile systems using proper procedures by the automotive manufactures.

#### F. METHODS FOR END OF COURSE ASSESSMENT:

Course Evaluation: You will be evaluated on the achievement of the tasks/skills as listed on the competency profile, lab activity participation, homework, essays, and exams.

- Grade Distribution/Weight
- 25% Competency Profile
- 25% Lab Activities
- 25% Homework & Essays
- 25% Exams (Written and Practical)

Grades: Assessments will be recorded on a 4 point scale and averaged together within the main categories (competency profile, lab activities, homework, essays, and exams) to establish a final grade.

4.0 = A	2.7 = B-	1.3 = D+
3.7 = A-	2.3 = C+	1.0 = D
3.3 = B+	2.0 = C	0.7 = D-
3.0 = B	1.7 = C-	0 = F

#### **G. PROCEDURES AND/OR CRITERIA FOR COURSE ARTICULATION:**

1. Complete the ROP Automotive Technician course at Pittsburg High School with a grade of “B” or better.
2. Complete the agreed upon LMC “Credit by Exam” ***procedure*** with a grade of “C” or better.
3. Apply for admission at Los Medanos College.
4. Register for CATEMA for electronic submission of college credit **OR** obtain copy of high school transcript and articulation agreement and submit to the LMC Office of Admissions & Records.
5. Upon completion of the above, the student will receive on his/her LMC and CCCC (California Community College District) transcripts the unit credit for LMC’s AUTO-110 “Automotive Essential Car Care” course. Transcripts will note \*Credit by Exam.

#### **H. TEXTBOOKS OR OTHER SUPPORTING MATERIALS**

1. Duffy, James E. (2009). Modern Automotive Technology (7th Edition) Tinley Park, Ill. The Goodheart-Willcox Company ISBN: 978-1-59070-957-3 Available at G-W.com
2. Gray, M.E., & Gray, L.E. (2007). Auto Upkeep: Basic Car Care, Maintenance, and Repair (2nd Edition). New Windsor, MD: Rolling Hills Publishing.  
ISBN: 978-0-9740792-1-9 Available at [www.AutoUpkeep.com](http://www.AutoUpkeep.com).

**ARTICULATION AGREEMENT**

**DATE DRAFTED:** October 15, 2018  
**VALID ACADEMIC YEAR(S):** 2018-19 & 2019-20

**LMC COURSE:** AUTO-110 "Automotive Essential Car Care"

**HIGH SCHOOL COURSE:** ROP Automotive Technician

**School:** Pittsburg High School  
**Address:** 1750 Harbor St, Pittsburg, CA 94565

**COLLEGE SIGNATURES**

**HIGH SCHOOL/ROP/DISTRICT SIGNATURES**

Kevin P. Horan  
Kevin P. Horan (Nov 26, 2018)

Kevin Horan Date  
LMC Vice President of Instruction & Student Services



Nikki Moultrie Date  
LMC Dean of Career Education & Social Sciences

Jason Dearman  
Jason Dearman (Nov 26, 2018)

Jason Dearman Date  
Automotive Technology Department Chair

Earl Ortiz  
Earl Ortiz (Oct 25, 2018)

Earl Ortiz Date  
LMC Automotive Technology Department Faculty

Todd Whitmire  
Todd Whitmire (Nov 26, 2018)

Todd Whitmire Date  
Principal, Pittsburg High School

Janet Schulze  
Janet Schulze (Nov 27, 2018)

Janet Schulze Date  
Superintendent, Pittsburg Unified School District

Dan Hanel  
Dan Hanel (Nov 27, 2018)

Dan Hanel Date  
CCCOE Principal of ROP Programs, East County

Mark Childers  
Mark Childers (Nov 27, 2018)

Mark Childers Date  
Faculty, Pittsburg High School

**CC:**  
LMC Director of Admissions and Records  
LMC K-12 Program Coordinator  
LMC CTE Counselor  
LMC K-12 Pathway Counselor  
School District Educational Services Dept.  
High School Principal  
High School CATEMA Contact  
Upload: LMC High School Articulation webpage  
StatewidePathways.Org













# PHS AUTO-110 ROP 2018-20 FINAL


Adobe Sign Document History

11/27/2018


Created:	10/23/2018
By:	Colleen Grim (cgrim@losmedanos.edu)
Status:	Signed
Transaction ID:	CBJCHBCAABAkDjuYZTEgOzxbq5S4stKFPTNgrIaI353

## "PHS AUTO-110 ROP 2018-20 FINAL" History

-  Document created by Colleen Grim (cgrim@losmedanos.edu)  
10/23/2018 - 10:28:16 AM PDT- IP address: 207.62.229.215
-  Document emailed to Earl Ortiz (eortiz@losmedanos.edu) for signature  
10/23/2018 - 10:29:16 AM PDT
-  Document viewed by Earl Ortiz (eortiz@losmedanos.edu)  
10/25/2018 - 8:11:30 PM PDT- IP address: 69.181.116.77
-  Document e-signed by Earl Ortiz (eortiz@losmedanos.edu)  
Signature Date: 10/25/2018 - 8:12:06 PM PDT - Time Source: server- IP address: 69.181.116.77
-  Document emailed to Jason Dearman (jdearman@losmedanos.edu) for signature  
10/25/2018 - 8:12:08 PM PDT
-  Document viewed by Jason Dearman (jdearman@losmedanos.edu)  
11/26/2018 - 3:11:37 PM MST- IP address: 45.30.24.150
-  Document e-signed by Jason Dearman (jdearman@losmedanos.edu)  
Signature Date: 11/26/2018 - 3:13:25 PM MST - Time Source: server- IP address: 45.30.24.150
-  Document emailed to Nikki Moultrie (nmoultrie@losmedanos.edu) for signature  
11/26/2018 - 3:13:25 PM MST
-  Document viewed by Nikki Moultrie (nmoultrie@losmedanos.edu)  
11/26/2018 - 5:26:50 PM MST- IP address: 207.62.227.253
-  Document e-signed by Nikki Moultrie (nmoultrie@losmedanos.edu)  
Signature Date: 11/26/2018 - 5:27:21 PM MST - Time Source: server- IP address: 207.62.227.253

 Document emailed to Kevin P. Horan (khoran@losmedanos.edu) for signature


11/26/2018 - 5:27:22 PM MST

 Document viewed by Kevin P. Horan (khoran@losmedanos.edu)

11/26/2018 - 5:35:40 PM MST- IP address: 207.62.227.253

 Document e-signed by Kevin P. Horan (khoran@losmedanos.edu)

Signature Date: 11/26/2018 - 5:36:02 PM MST - Time Source: server- IP address: 207.62.227.253

 Document emailed to Todd Whitmire (twhitmire@pittsburg.k12.ca.us) for signature

11/26/2018 - 5:36:03 PM MST

 Document viewed by Todd Whitmire (twhitmire@pittsburg.k12.ca.us)

11/26/2018 - 9:26:56 PM MST- IP address: 71.202.168.118

 Document e-signed by Todd Whitmire (twhitmire@pittsburg.k12.ca.us)

Signature Date: 11/26/2018 - 9:27:13 PM MST - Time Source: server- IP address: 71.202.168.118

 Document emailed to Mark Chlders (mchilders@pittsburg.k12.ca.us) for signature


11/26/2018 - 9:27:14 PM MST

 Document viewed by Mark Chlders (mchilders@pittsburg.k12.ca.us)

11/27/2018 - 8:55:53 AM MST- IP address: 169.199.80.100

 Document e-signed by Mark Chlders (mchilders@pittsburg.k12.ca.us)

Signature Date: 11/27/2018 - 8:57:34 AM MST - Time Source: server- IP address: 169.199.80.100

 Document emailed to Dan Hanel (dhanel@cccoe.k12.ca.us) for signature


11/27/2018 - 8:57:35 AM MST

 Document viewed by Dan Hanel (dhanel@cccoe.k12.ca.us)

11/27/2018 - 9:06:31 AM MST- IP address: 165.84.230.34

 Document e-signed by Dan Hanel (dhanel@cccoe.k12.ca.us)

Signature Date: 11/27/2018 - 9:07:31 AM MST - Time Source: server- IP address: 165.84.230.34

 Document emailed to Janet Schulze (jschulze@pittsburg.k12.ca.us) for signature

11/27/2018 - 9:07:32 AM MST

 Document viewed by Janet Schulze (jschulze@pittsburg.k12.ca.us)

11/27/2018 - 9:18:19 AM MST- IP address: 174.215.38.56

 Document e-signed by Janet Schulze (jschulze@pittsburg.k12.ca.us)

Signature Date: 11/27/2018 - 9:19:31 AM MST - Time Source: server- IP address: 174.215.38.56

 Signed document emailed to Colleen Grim (cgrim@losmedanos.edu), Earl Ortiz (eortiz@losmedanos.edu), Todd Whitmire (twhitmire@pittsburg.k12.ca.us), Mark Chlders (mchilders@pittsburg.k12.ca.us), and 5 more

11/27/2018 - 9:19:31 AM MST