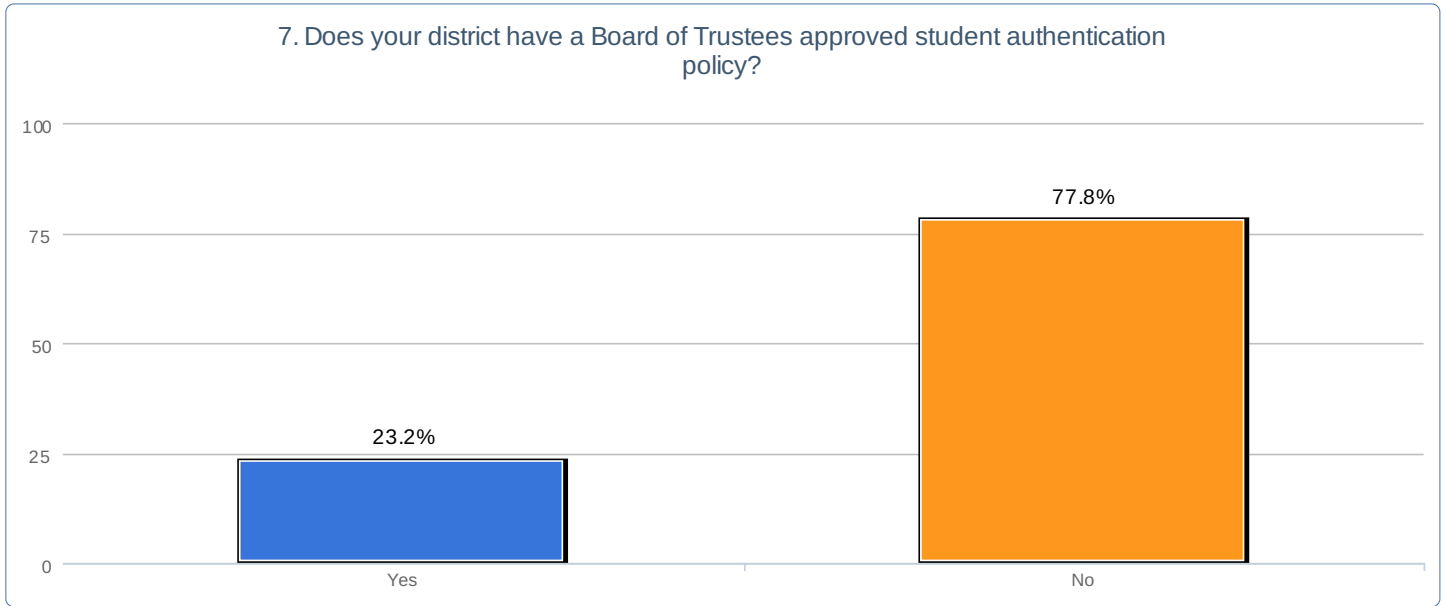


Student Authentication Summary Report - Jul 26, 2013

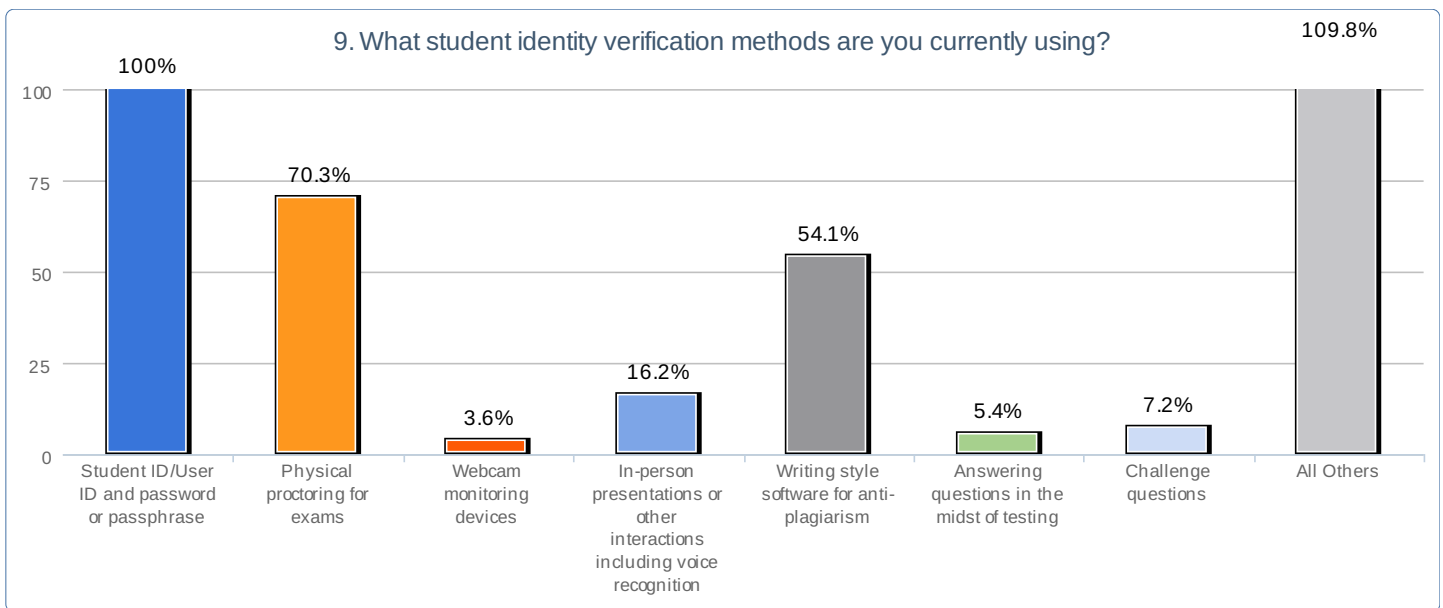
Survey: CCC Chancellor's Office 2011-12 Annual Distance Education Survey



7. Does your district have a Board of Trustees approved student authentication policy?

| Value | Count | Percent % |
|-------|-------|-----------|
| Yes | 25 | 23.2% |
| No | 84 | 77.8% |

| Statistics | |
|-----------------|-----|
| Total Responses | 108 |

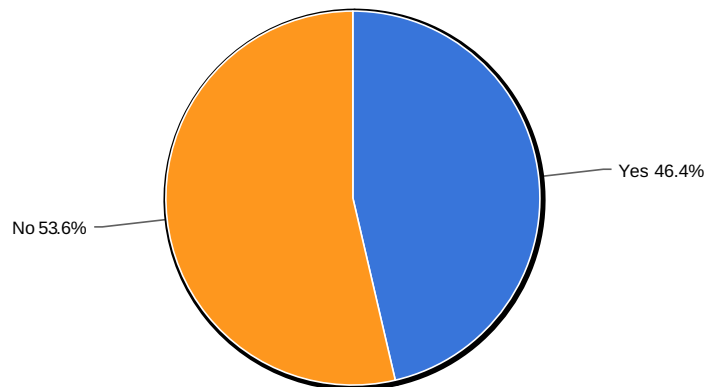


9. What student identity verification methods are you currently using?

| Value | Count | Percent % |
|---|-------|-----------|
| Student ID/User ID and password or passphrase | 111 | 100.0% |
| Physical proctoring for exams | 78 | 70.3% |
| Webcam monitoring devices | 4 | 3.6% |
| In-person presentations or other interactions including voice recognition | 18 | 16.2% |
| Writing style software for anti-plagiarism | 60 | 54.1% |
| Answering questions in the midst of testing | 6 | 5.4% |
| Biometrics to authenticate identity | 0 | 0.0% |
| Challenge questions | 8 | 7.2% |
| Skype interviews with photo taken and kept in student files | 4 | 3.6% |
| Voice recognition and/or fingerprint recognition | 0 | 0.0% |
| Text matching tool to monitor original work | 14 | 12.6% |
| On-campus labs | 49 | 44.1% |
| Identify students by mouse usage | 2 | 1.8% |
| Live video conferencing | 13 | 11.7% |
| Lock down browser | 25 | 22.5% |
| Bi-directional video | 2 | 1.8% |
| Other | 13 | 11.7% |

| Statistics | |
|-----------------|-----|
| Total Responses | 111 |

10. Do you re-verify student identify at exams or other evaluations?



10. Do you re-verify student identify at exams or other evaluations?

| Value | Count | Percent % |
|-------|-------|-----------|
| Yes | 51 | 46.4% |
| No | 59 | 53.6% |

| Statistics | |
|-----------------|-----|
| Total Responses | 110 |