
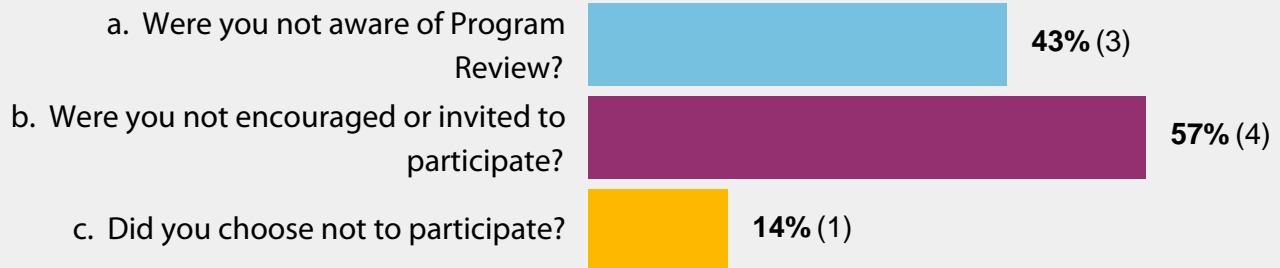


## 1. Did you participate in the Program Review process in Spring 2014?



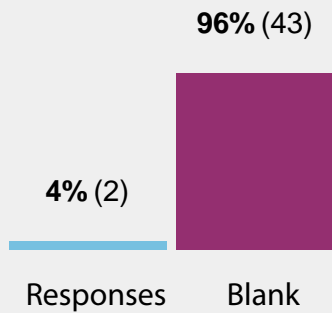
\* 45 total responses, 100% of submissions

## 2. If you did not participate in the Program Review process, why not: (check all that apply)



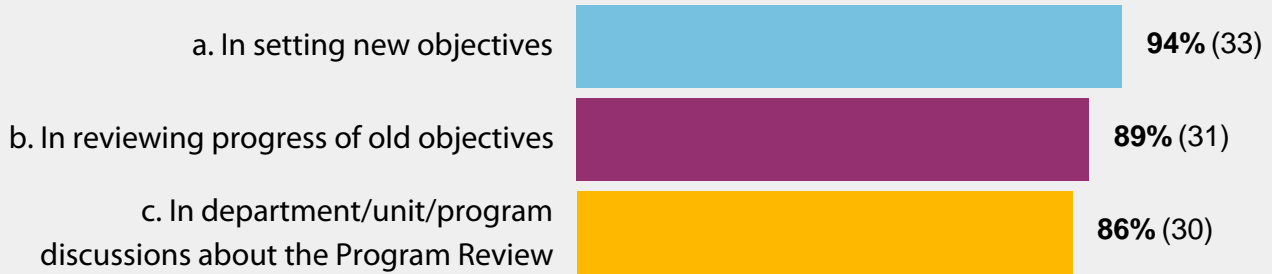
\* 7 total responses, 16% of submissions

## d. Other: (Please specify)



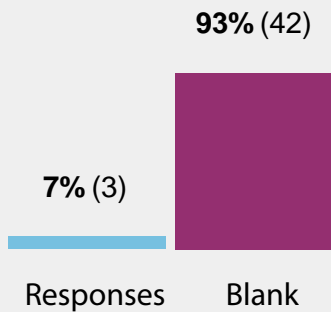
\* 2 total responses, 4% of submissions

### 3. If you participated in the Program Review process, how did you participate: (check all that apply)



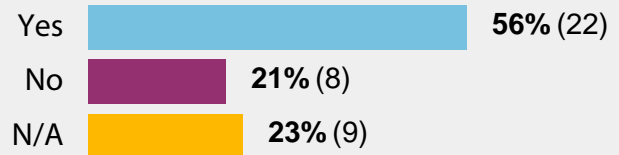
\* 35 total responses, 78% of submissions

### d. Other (Please specify)



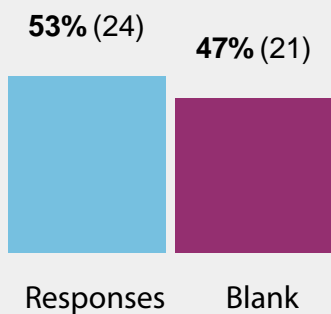
\* 3 total responses, 7% of submissions

### 4. Did you find the Program Review Submission Tool easier to use this year?



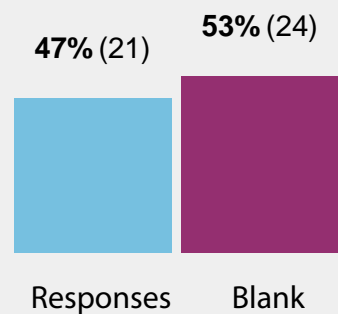
\* 39 total responses, 87% of submissions

### a. What did you like about the Program Review Submission Tool?



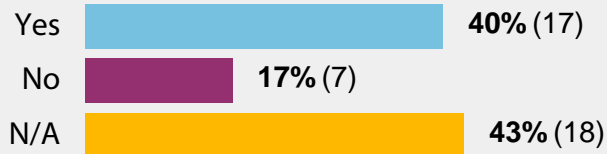
\* 24 total responses, 53% of submissions

### b. What suggestions do you have to improve the tool?



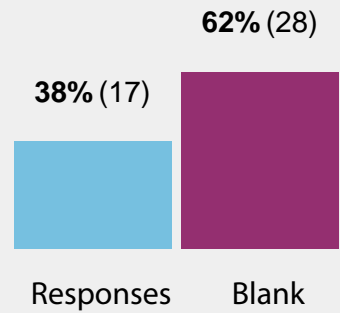
\* 21 total responses, 47% of submissions

### 5. Did you find the Guide to Program Review easy to use?



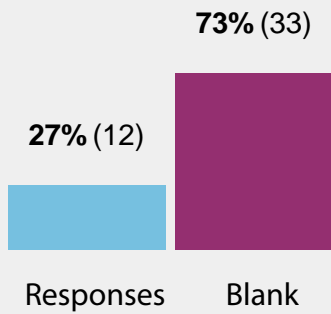
\* 42 total responses, 93% of submissions

### a. What did you like about the Guide?



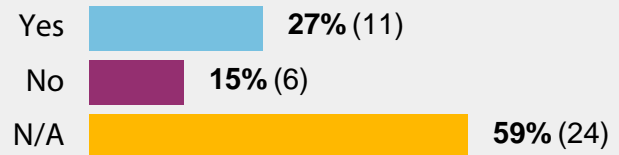
\* 17 total responses, 38% of submissions

### b. What suggestions do you have to improve the Guide?



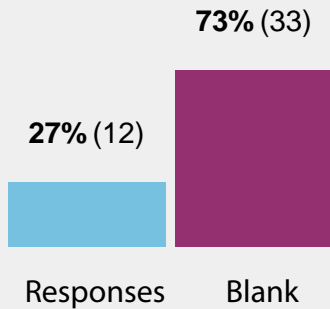
\* 12 total responses, 27% of submissions

### 6. Did you find the Guide to SQL data easy to use?



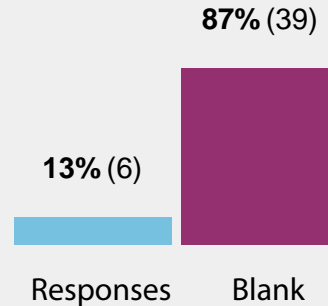
\* 41 total responses, 91% of submissions

### a. What did you like about the Guide?



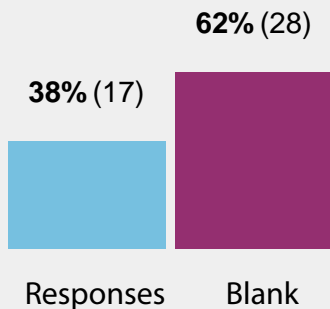
\* 12 total responses, 27% of submissions

### b. What suggestions do you have to improve the Guide?



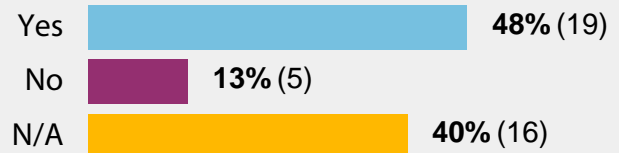
\* 6 total responses, 13% of submissions

### 7. In order to make the SQL data more robust for next year's Program Review, what additional data would you like next year? Please be as specific as possible to enable the District Research Office to



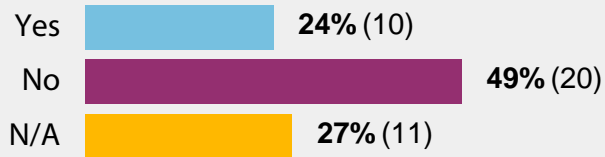
\* 17 total responses, 38% of submissions

### a. Was the training adequate?



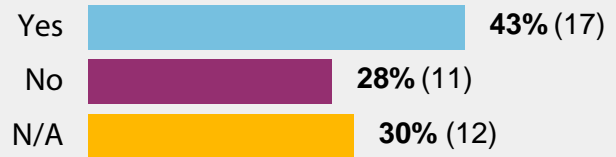
\* 40 total responses, 89% of submissions

### b. Would you have liked more training dates?




\* 41 total responses, 91% of submissions

### c. Would you have liked more hands-on training?



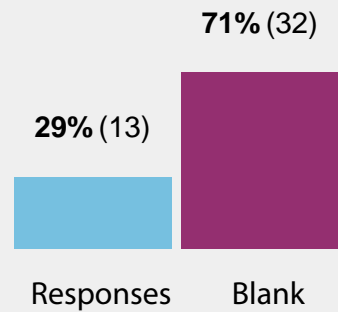
\* 40 total responses, 89% of submissions

### d. Did the workshops provide necessary information?




\* 40 total responses, 89% of submissions

### e. What suggestions do you have for future training?



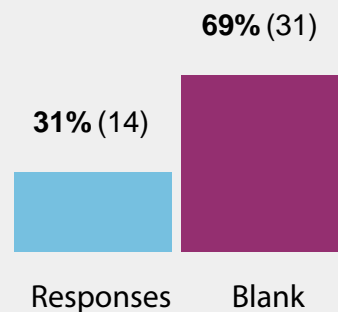
\* 13 total responses, 29% of submissions

### 9. Did the timeline to complete Program Review this year work for you?



\* 41 total responses, 91% of submissions

### a. If not, what suggestion do you have for next year?



\* 14 total responses, 31% of submissions