

## 2022-2025 Student Equity Plan Metrics at a Glance

### Successful Enrollment

#### Successful Enrollment

Definition: Among first-time applicants who indicated an intent to enroll in Los Medanos College in the selected year, the percentage who enrolled in Los Medanos College in their First Year.

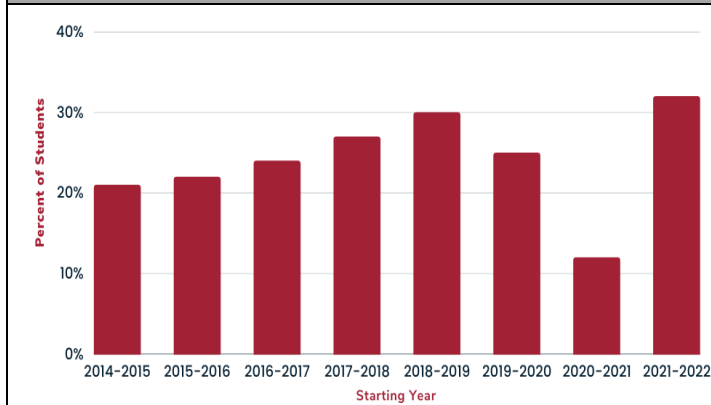
	Overall Population Proportion	Overall Population Percentage	Black/African American Student Proportion	Black/African American Student Percentage	Additional Students to Meet Equity Goal
<b>2019-2020</b> <i>Baseline Year</i>	2025/8165	24.8%	251/852	29.5%	N/A
<b>2021-2022</b> <i>Most Current Data Year</i>	1608/4954	<b>32.5%</b>	188/668	<b>28.1%</b>	34

#### Student Equity Plan Targets

**Student Equity Plan Goal:** By the end of Year 3 (2024-2025), increase the successful enrollment rate for Black/African American Students to 33.2% or higher.

	Year 1 2022-2023	Year 2 2023-2024	Year 3 2024-2025
<b>Black/African American Students</b>	29.8%	31.5%	33.2%

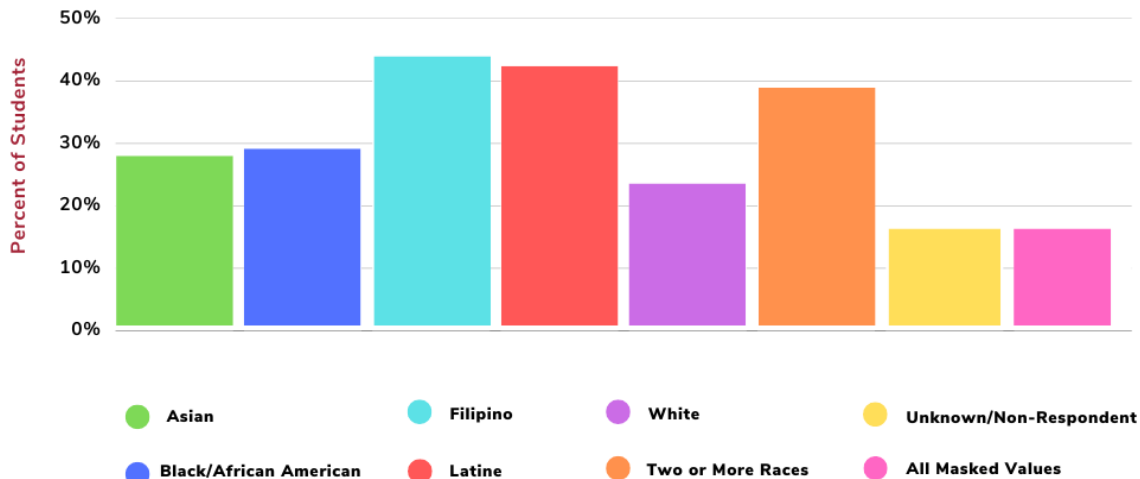
#### Overall Enrollment Rate by Year



#### Black/African American Enrollment Rate by Year



#### 2021-2022 Successful Enrollment Rate by Ethnicity



Date Generated: 7.27.23

Definitions/Notes: See <https://www.calpassplus.org/Launchboard/Student-Success-Metrics-Cohort-View> for detailed definitions

Data Source: Data On Demand; CCCCO Student Success Metrics Dashboard

## 2022-2025 Student Equity Plan Metrics at a Glance

### Transfer Level Math and English Completion

#### Successful Completion of Transfer Level Math and English

Definition: Among first-time cohort students, the proportion who successfully completed transfer level math and English within one year from their first term enrollment.

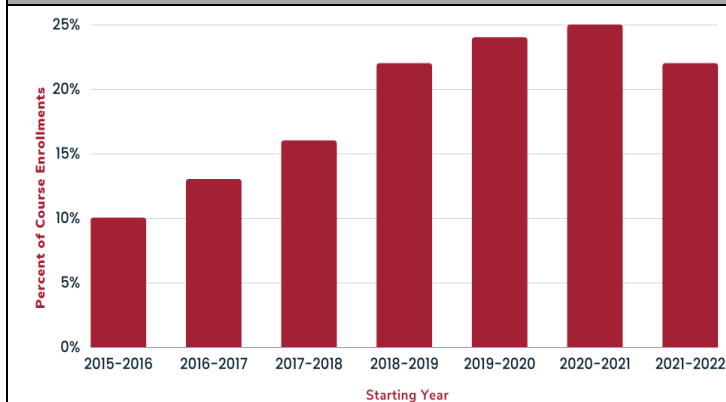
	Overall Population Proportion	Overall Population Percentage	Black/African American Student Proportion	Black/African American Student Percentage	Additional Students to Meet Equity Goal
<b>2019-2020</b> <i>Baseline Year</i>	657/2795	23.5%	51/369	13.8%	42
<b>2021-2022</b> <i>Most Current Data Year</i>	470/2174	<b>21.6%</b>	34/280	<b>12.1%</b>	31

#### Student Equity Plan Targets

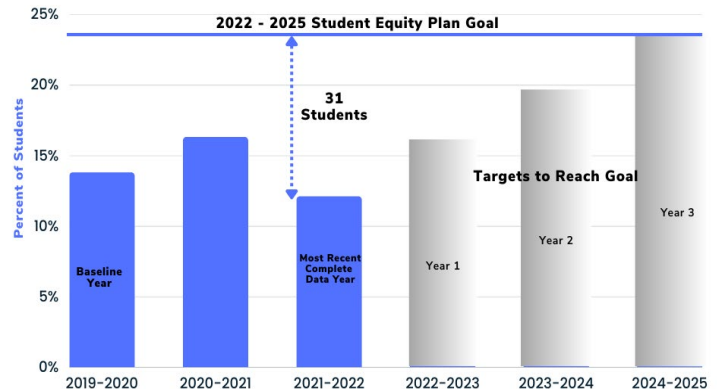
**Student Equity Plan Goal:** By the end of Year 3 (2024-2025), increase the successful transfer level math and English completion rate for Black/African American Students to 23.2% or higher.

	Year 1 2022-2023	Year 2 2023-2024	Year 3 2024-2025
<b>Black/African American Students</b>	15.8%	19.5%	23.2%

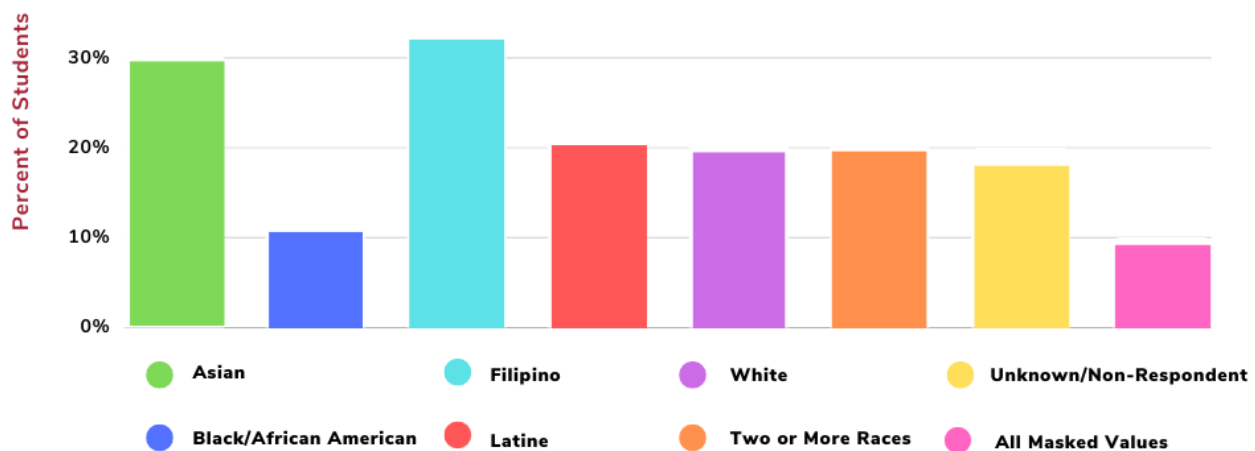
#### Overall Math and English Completion Rate by Year



#### Black/African American Math and English Completion Rate by Year



#### 2021-2022 Math and English Completion Rate by Ethnicity



Date Generated: 7.27.23

Definitions/Notes: See <https://www.calpassplus.org/Launchboard/Student-Success-Metrics-Cohort-View> for detailed definitions

Data Source: Data On Demand; CCCCO Student Success Metrics Dashboard

## 2022-2025 Student Equity Plan Metrics at a Glance

### First Term Persistence

#### Persisted from First Term of Enrollment to Subsequent Term

Definition: Among first-time cohort students, the proportion who enrolled in the subsequent term after their first primary term of enrollment.

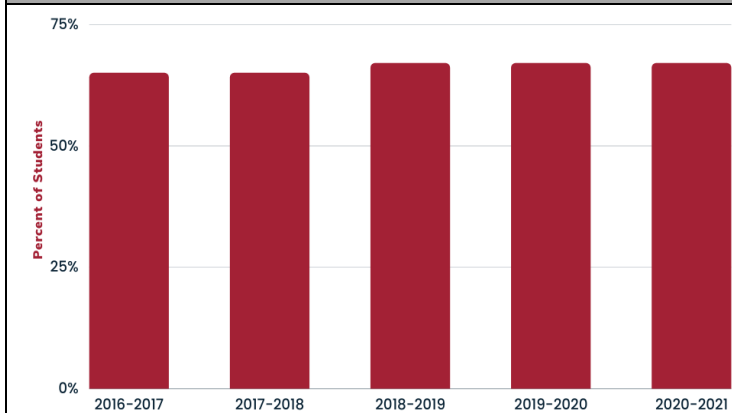
	Overall Population Proportion	Overall Population Percentage	Black/African American Student Proportion	Black/African American Student Percentage	Additional Students to Meet Equity Goal
<b>2019-2020</b> <i>Baseline Year</i>	1863/2795	66.7%	205/369	55.6%	48
<b>2020-2021</b> <i>Most Current Data Year</i>	1429/2135	<b>66.9%</b>	136/252	<b>54%</b>	37

#### Student Equity Plan Targets

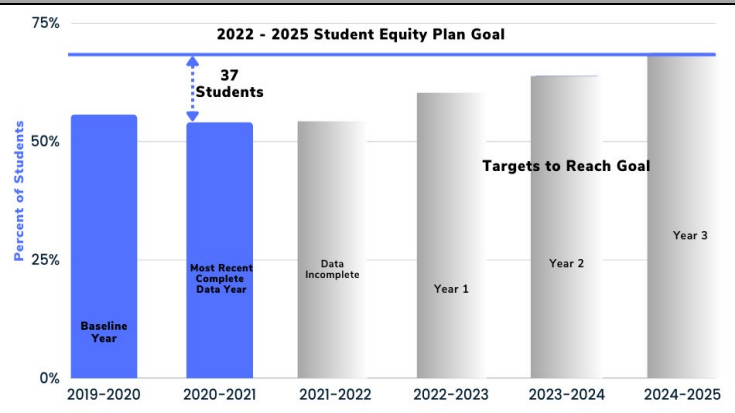
**Student Equity Plan Goal:** By the end of Year 3 (2024-2025), increase the first-term persistence rate for Black/African American Students to 68.7% or higher.

	Year 1 2022-2023	Year 2 2023-2024	Year 3 2024-2025
<b>Black/African American Students</b>	58.9%	63.8%	68.7%

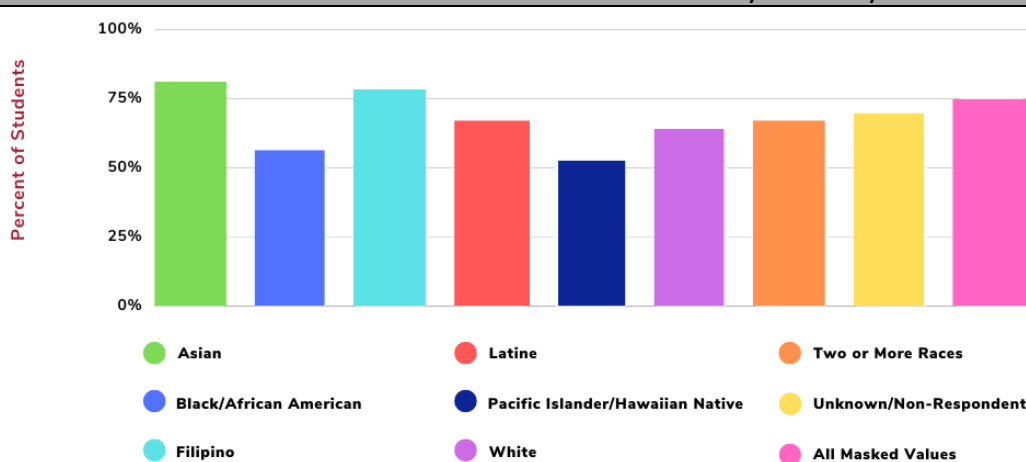
#### Overall Persistence Rate by Year



#### Black/African American Persistence Rate by Year



#### 2020-2021 First Term Persistence Rate by Ethnicity



Date Generated: 7.27.23

Definitions/Notes: See <https://www.calpassplus.org/Launchboard/Student-Success-Metrics-Cohort-View> for detailed definitions

Data Source: Data On Demand; CCCC Student Success Metrics Dashboard

## 2022-2025 Student Equity Plan Metrics at a Glance

### Transfer

#### Transferred to a Four-Year

Definition: Among first-time cohort students, the proportion who earned 12 or more units within 3 years who exited the community college system and enrolled in any four-year institution.

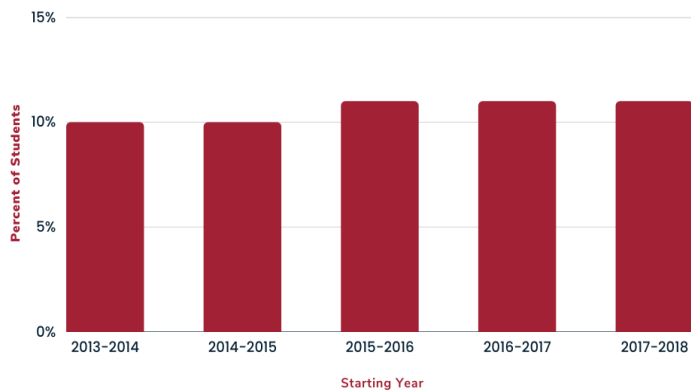
	Overall Population Proportion	Overall Population Percentage	Black/African American Student Proportion	Black/African American Student Percentage	Additional Students to Meet Equity Goal
<b>2016-2017</b> <i>Baseline Year</i>	273/2427	11.2%	47/381	12.3%	N/A
<b>2017-2018</b> <i>Most Current Data Year</i>	282/2510	<b>11.2%</b>	25/360	<b>6.9%</b>	18

#### Student Equity Plan Targets

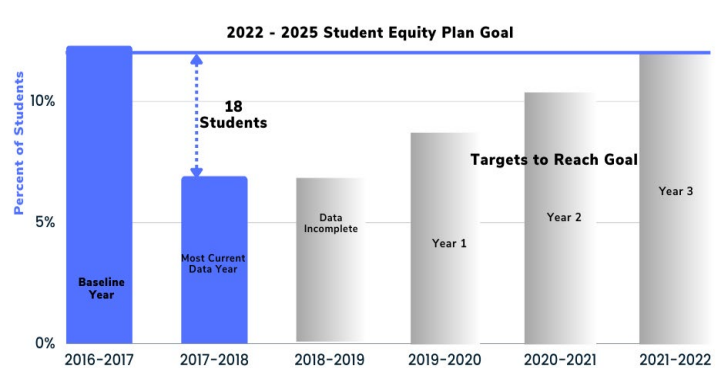
**Student Equity Plan Goal:** By the end of Year 3 (2021-2022), increase the 3-year transfer rate for Black/African American Students to 12.0% or higher.

	Year 1 2019-2020	Year 2 2020-2021	Year 3 2021-2022
<b>Black/African American Students</b>	8.6%	10.3%	12.0%

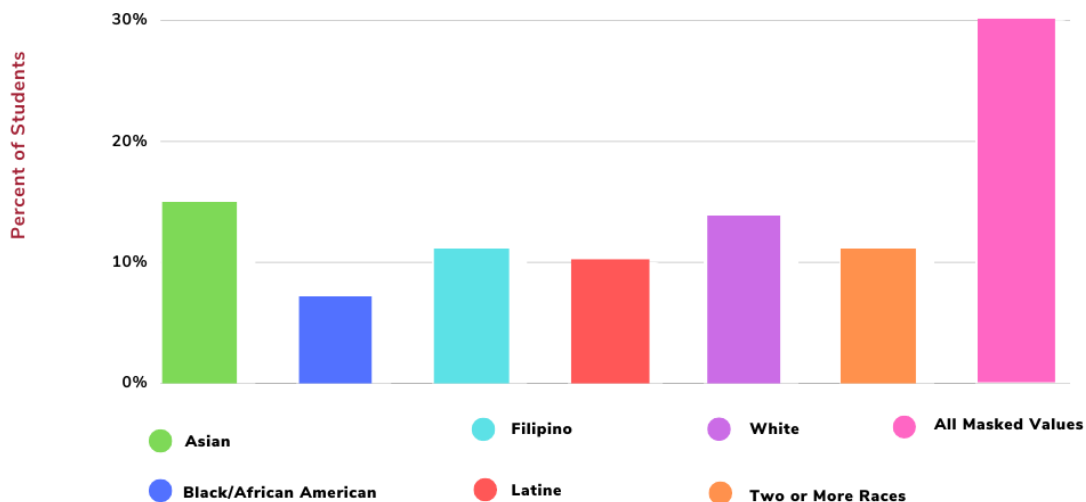
#### Overall 3-Year Transfer Rate by Year



#### Black/African American 3-Year Transfer Rate by Year



#### 2017-2018 3-Year Transfer Rate by Ethnicity



Date Generated: 7.27.23

Definitions/Notes: See <https://www.calpassplus.org/Launchboard/Student-Success-Metrics-Cohort-View> for detailed definitions

Data Source: Data On Demand; CCCC Student Success Metrics Dashboard

## 2022-2025 Student Equity Plan Metrics at a Glance

### *Vision for Success Goal Completion*

#### Completion of Vision Goal or Transfer

Definition: Among first-time cohort students, the proportion who attained the Vision for Success completion definition within 3 years or who enrolled in any four-year postsecondary institution.

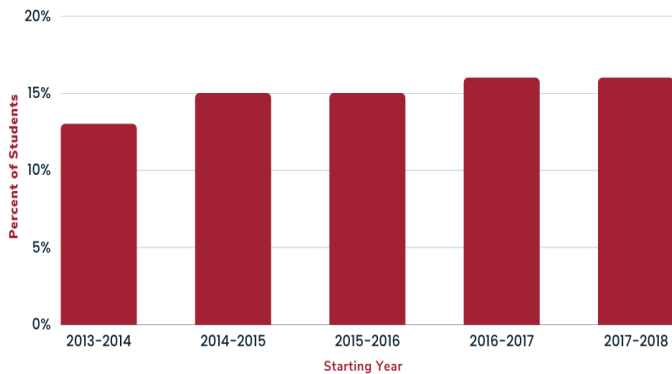
	Overall Population Proportion	Overall Population Percentage	Black/African American Student Proportion	Black/African American Student Percentage	Additional Students to Meet Equity Goal
<b>2017-2018</b> <i>Baseline Year</i>	396/2510	<b>15.8%</b>	31/360	<b>8.6%</b>	30

#### Student Equity Plan Targets

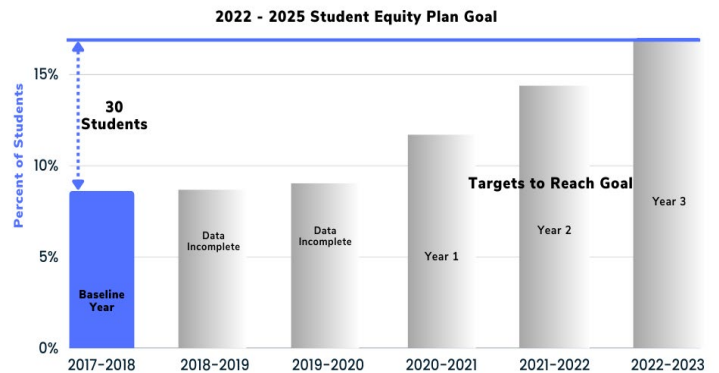
**Student Equity Plan Goal:** By the end of Year 3 (2022-2023), increase the Vision for Success (VFS) goal or transfer rate for Black/African American Students to 17.0% or higher.

	Year 1 2020-2021	Year 2 2021-2022	Year 3 2022-2023
<b>Black/African American Students</b>	11.4%	14.2%	17.0%

#### Overall VFS or Transfer Rate by Year



#### Black/African American VFS or Transfer Rate by Year



#### 2017-2018 VFS or Transfer Rate by Ethnicity

