

DVC Students from LMC Service Area Profile – Fall 2004

SOME FACTS:

Number of first-time freshmen attending DVC from LMC service is: **495.**

Number of first-time freshmen attending LMC: **2127.**

Total number of students attending DVC from LMC service area: **2,387**

Number of students attending both DVC and LMC: **794**

Number of students attending both DVC and LMC from LMC service area: **400**

Number of first-time freshmen (from all areas) attending DVC only: **3,821**

DVC Students from LMC Service Area (n=2387) As Compared to Fall 2004 LMC Enrollment (n=8956)

Figure 1: Gender

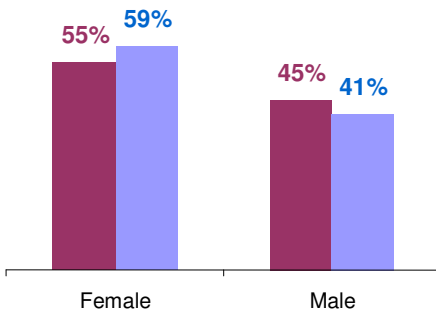


Figure 2: Age Group

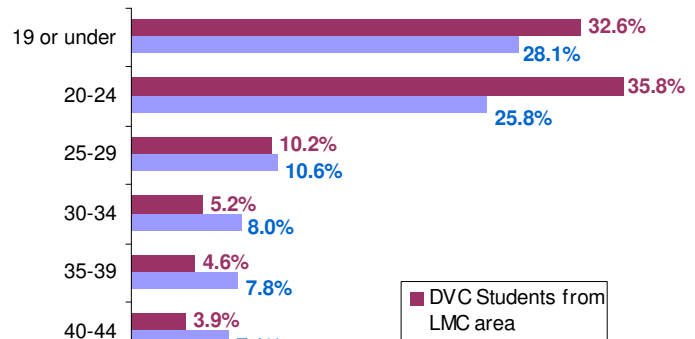


Figure 4: Ethnicity

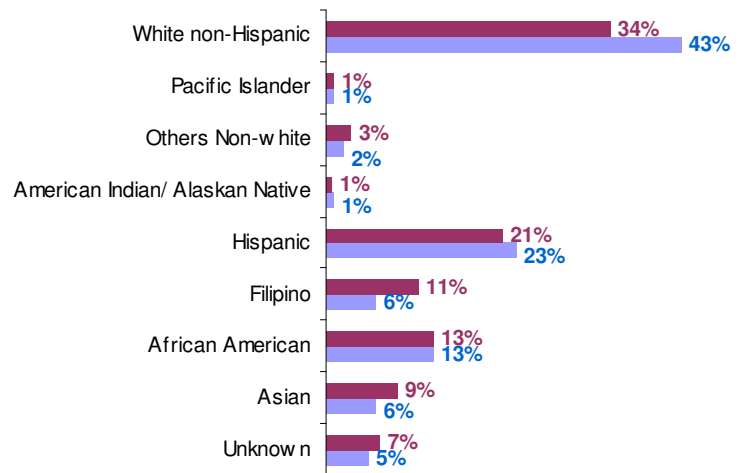


Figure 3: Time Commitment

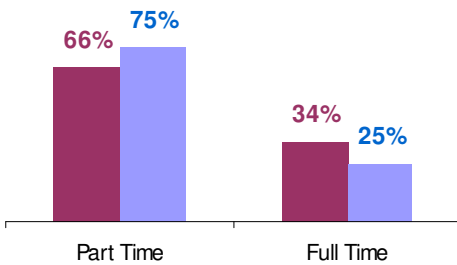


Figure 5

Educational Objectives of Those Reported*

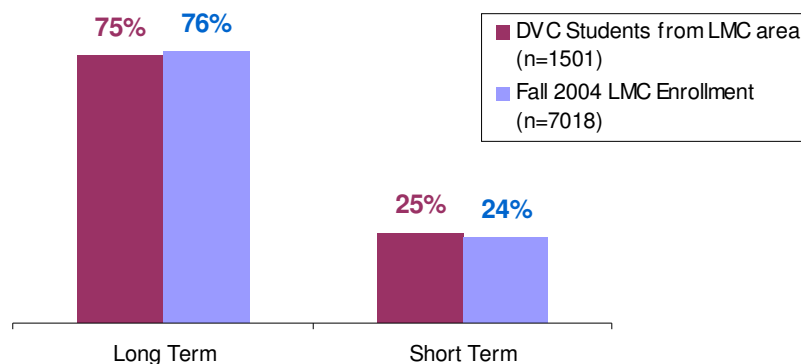
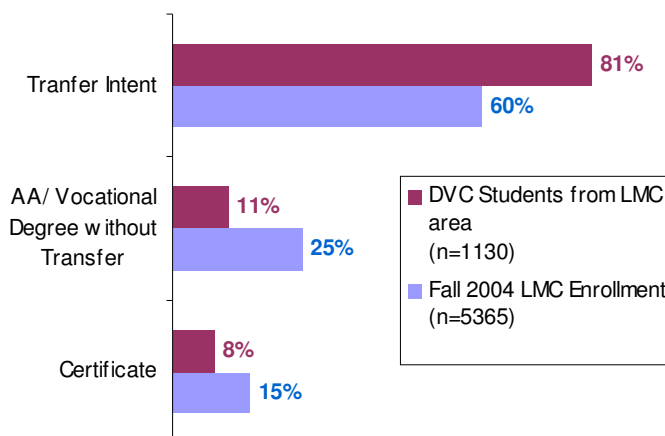


Figure 6

Long Term Objectives



SUMMARY:

- Students from LMC service area attending DVC are younger as compared to LMC student population: 68.4% is 24 years old or under as compared to 53.9% of LMC total population.
- The proportion of LMC service area students attending at DVC full-time** is greater than the proportion of LMC full time students: 34% vs 25%.
- The same proportion of students in both groups have long and short-term objectives. However, a higher percentages of students from LMC service area attending DVC, reported to plan to transfer as compared to LMC student population (81% vs 60%).

In conclusion, there are 2,387 students from LMC service area attending DVC. These students are typically young, more seem to enroll full time, and plan to transfer.

*Students with *Undecided* or *Unreported* educational objectives are excluded

** full-time: enrollment in 12 units or more