

District Research Administrative Services Survey

1. In your interactions with District Research, how would you rate their services in the following areas?							
	Excellent	Good	Fair	Poor	N/A	Rating Average	Response Count
Timeliness:	51.6% (16)	25.8% (8)	0.0% (0)	0.0% (0)	22.6% (7)	3.67	31
Accuracy:	41.9% (13)	32.3% (10)	3.2% (1)	0.0% (0)	22.6% (7)	3.50	31
Helpfulness:	51.6% (16)	19.4% (6)	3.2% (1)	3.2% (1)	22.6% (7)	3.54	31
Knowledge/expertise:	46.7% (14)	26.7% (8)	3.3% (1)	3.3% (1)	20.0% (6)	3.46	30
Information availability:	38.7% (12)	32.3% (10)	3.2% (1)	0.0% (0)	25.8% (8)	3.48	31
Overall quality:	45.2% (14)	25.8% (8)	6.5% (2)	0.0% (0)	22.6% (7)	3.50	31
	answered question						31
	skipped question						0

2. If you rated an area as "poor", please explain why.		Response Count
		2
	answered question	2
	skipped question	29

3. What should District Research improve on (please be specific)?

		Response Count
		7
	<i>answered question</i>	7
	<i>skipped question</i>	24

4. What does District Research do well?

		Response Count
		9
	<i>answered question</i>	9
	<i>skipped question</i>	22



5. Please provide any additional comments regarding District Research.





		Response Count
		5
	<i>answered question</i>	5
	<i>skipped question</i>	26





6. What are the most important challenges facing your department this year?







		Response Count
		12
	<i>answered question</i>	12
	<i>skipped question</i>	19

7. How can District Research help you do your job better?		
		Response Count
		12
		<i>answered question</i>
		12
		<i>skipped question</i>
		19



8. Are you a Contra Costa Community College District employee? (If No, please select N/A in the following questions.)			
		Response Percent	Response Count
Yes		96.4%	27
No		3.6%	1
		<i>answered question</i>	28
		<i>skipped question</i>	3

9. What location are you assigned to or do you consider your primary location?			
		Response Percent	Response Count
Contra Costa College		7.1%	2
Diablo Valley College		7.1%	2
Los Medanos College		10.7%	3
San Ramon Center		0.0%	0
Brentwood Center		0.0%	0
District Office		75.0%	21
N/A		0.0%	0
		<i>answered question</i>	28
		<i>skipped question</i>	3

10. What is your primary position in the district?			
		Response Percent	Response Count
Faculty		0.0%	0
Management/Supervisor		53.6%	15
Classified/Confidential		42.9%	12
N/A		3.6%	1
		answered question	28
		skipped question	3

11. How many years have you been an employee of the District?			
		Response Percent	Response Count
Less than one year		3.7%	1
1-3 years		22.2%	6
4-6 years		3.7%	1
7-10 years		18.5%	5
More than 10 years		51.9%	14
N/A		0.0%	0
		answered question	27
		skipped question	4

12. Are you a full-time or part-time employee?

		Response Percent	Response Count
Full-time		96.4%	27
Part-time		3.6%	1
N/A		0.0%	0
		answered question	28
		skipped question	3