

Assessment Center

Get started on the path to success!

How to register for assessments

Sign up online to take the assessments after you have completed an application*. Bring your student ID number and a photo ID to your appointment. Remember to use the study guides to prepare. If you can't find an open appointment, you may refer to the calendar and attempt to drop in to a scheduled assessment (drop-in is not recommended, but is allowed, space permitting). If there are openings (there is no guarantee), you may take the assessment(s) as long as you have your student ID number and bring a photo ID.

*View "How To Apply to Los Medanos College" video

About the assessments

NOTE: A PHOTO ID IS REQUIRED FOR TESTING!

The **English** and **math** assessments determine the appropriate English and math courses that you may sign up for, **therefore it is important to be prepared!** See the study guides on the sidebar. If you are not signing up for English and/or math this semester, you may postpone your assessment. All assessments must be taken on-campus, even if you are taking online classes. Assessments are only for **LMC** students.

DO YOU NEED TO TAKE THE ASSESSMENTS? CLICK HERE TO FIND OUT

- ▶ The English assessment is usually required to enroll into **English 90** or **English 100** unless you passed AP English in high school or have already taken college English. See the link above (*English 70 does not require assessment, though you may be placed into this class based on your score*).
- ▶ The math assessment may be required to enroll in **algebra (math 25)** and **intermediate algebra (math 30)**, see link above to see if you need to take it. *Prealgebra (math 25) and basic math classes do not require assessment, though you may be placed into these classes based on your scores*. See catalog or current class schedule for prerequisites for other math classes.

Assessment Format

Assessment tests are taken on a computer. This is not a timed test; however, students should put aside **1 ½ - 2 hours to complete both assessments**. Students taking the ESL assessment should plan on spending 1 - 2 hours to finish both sections (time is dependent on your English language proficiency). All questions are multiple choice, and instructions are easy to follow. New students should plan to complete their assessment tests prior to attending a New Student Orientation or New Student Workshop.

You will receive your test results, including recommended placements, immediately after completing the tests. You will also be provided with clear descriptions of the subject matter covered in each English, ESL and math course.

You cannot "fail" the assessment tests or be denied admission to the college. The tests are a measure of current skill level only, not of intelligence or aptitude. You may only take an assessment once a year - so you cannot retake it to improve your score.

New to LMC?

Please click [here](#) and tell us about yourself so that we may better serve you. It will only take about 15 minutes. LMC will use this information to better understand our students' needs.

STUDY FIRST – THEN MAKE AN ASSESSMENT APPOINTMENT!

STUDY GUIDES:

- ▶ Download Accuplacer iPhone Study Guide App (\$2.99)
- ▶ Accuplacer Sample Questions.pdf (Note: LMC does not administer the WritePlacer or College Level Math tests)

RECOMMENDED FOR FURTHER STUDY:

- ▶ ESL Sample Questions Study Guide.pdf
- ▶ Arithmetic Study Guide.pdf

- » [Elementary Algebra Study Guide.pdf](#)
- » [Sentence Skills Study Guide.pdf](#)
- » [Reading Pre-test.pdf](#)

**Warning: Insufficient studying may result in placement into a lower level math and/or English class!
This will cost you extra time and money, so study before taking your assessment tests!**

Assessment testing for the Spring 2014 semester has concluded. Testing for Summer and Fall 2014 will begin March 17. Check back in late February for assessment dates and times.

Pittsburg Campus (Main)

Make an appointment

College Complex, Second Floor, CC2 - 256
Information Line: (925) 439-2181, ext. 3252
Appointment Hours:
 SEE TESTING SCHEDULE

Brentwood Campus

Make an appointment

Brentwood Center, Computer Rm 11
Phone: (925) 513-1625
Appointment Hours:
 SEE TESTING SCHEDULE

Assessment Center

Get started on the path to success!

ASSESSMENT EXEMPTIONS

High School Transcripts

- ▶ **Math:** If you have taken Algebra II in high school and received a "C" or better (every report period), you may submit transcripts to the admissions office and place directly into Math 32, 34, or 37.
- ▶ **English:** If you have taken AP English in high school and got a 3, 4, or 5 on the exam, you may submit transcripts and place directly into English 100.

Outside Assessment and Placement

- ▶ **Results from other colleges, including the CSU placement,** can be sent to us in place of our math and English assessments. Results should include your score and what you were placed into (i.e. English 1A).
- ▶ **EAP** (Early Assessment administered by STAR) English scores allow you to place into English 100 if they say
- ▶ "Ready for CSU or CCC English" (the math score is not accepted).
- ▶ **ELM** (CSU Math Placement) and **EPT** (CSU English Placement) scores are accepted.

HOW TO SEND YOUR ASSESSMENT SCORES FROM ANOTHER COLLEGE OR UNIVERSITY

IMPORTANT: Be sure to include your name, phone number and LMC Student ID number with your test results.

1. Fax your test results to (925) 427-1599, Attention: Assessment Center
2. Mail your test results to Los Medanos College Assessment Center, 2700 E. Leland Road, Pittsburg CA 94565

ADDITIONAL EXEMPTIONS

- ▶ If you have already taken math and English classes in college and received a "C" or better, submit your transcripts to the Admissions Office.
- ▶ If you already have an associate or bachelor's degree, submit your transcripts to the admissions office.
- ▶ If you will be taking less than 6 units and will not be taking English or math, you do not need an assessment

Who needs to take the ESL assessments?

All new students who do not speak English as their first language and would like to take ESL classes at LMC to reach personal, vocational, and/or work goals should take the ESL assessment.

Pittsburg Assessment Center: (925) 439-2181, ext. 3252
Brentwood Campus: (925) 513-1625

Assessment Center

Get started on the path to success!

ENGLISH AS A SECOND LANGUAGE (ESL) ASSESSMENT TESTS

The ESL tests are for students whose first language is not English. There are two tests given, the Reading Skills test and the Language Use test.

ACCUPLACER ESL READING SKILLS

The Reading Skills test evaluates comprehension of short passages. There are 20 questions to this test. The content of passages is varied and deals with a variety of subjects including the arts, human relationships, physical science, history, social sciences, and practical situations.

- Half of the Reading Skills test contains straightforward comprehension items (paraphrasing, locating information, vocabulary on a phrase level, and pronoun reference).
- The other half assesses inference skills (main idea, fact vs. opinion, cause/effect logic, identifying irrelevant information, author's point of view, and applying the author's logic to another situation).

ACCUPLACER ESL LANGUAGE USE





The Language Use test measures grammar and usage. There are 20 questions to this test. It contains questions in two formats: completing a sentence by filling in a blank with the word or phrase from the choices given, and choosing a sentence that best combines two given discrete sentences.

- Subject-verb agreement
- Verb tenses
- Irregular verbs
- Noun forms and pronouns
- Modifiers and comparatives
- Prepositions, connectives, and parallelism
- Sentence fragments or run-on sentences

PREPARATION FOR THE ESL TESTS

We strongly recommend that you review the ESL Sample Questions below. If you score extremely well on the ESL test, you will be taken automatically to the regular English tests, Reading and Study Skills. Therefore, you may also find it beneficial to review the Sentence Skills Study Guide and the Reading Pre-test below.

Sample questions and study guides:

- Download Accuplacer iPhone Study Guide App (\$2.99) 
- Accuplacer Sample Questions.pdf  (ESL test questions begin on page 19)
- ESL Sample Questions.pdf 
- Sentence Skills Study Guide.pdf 
- Reading Pre-test.pdf 