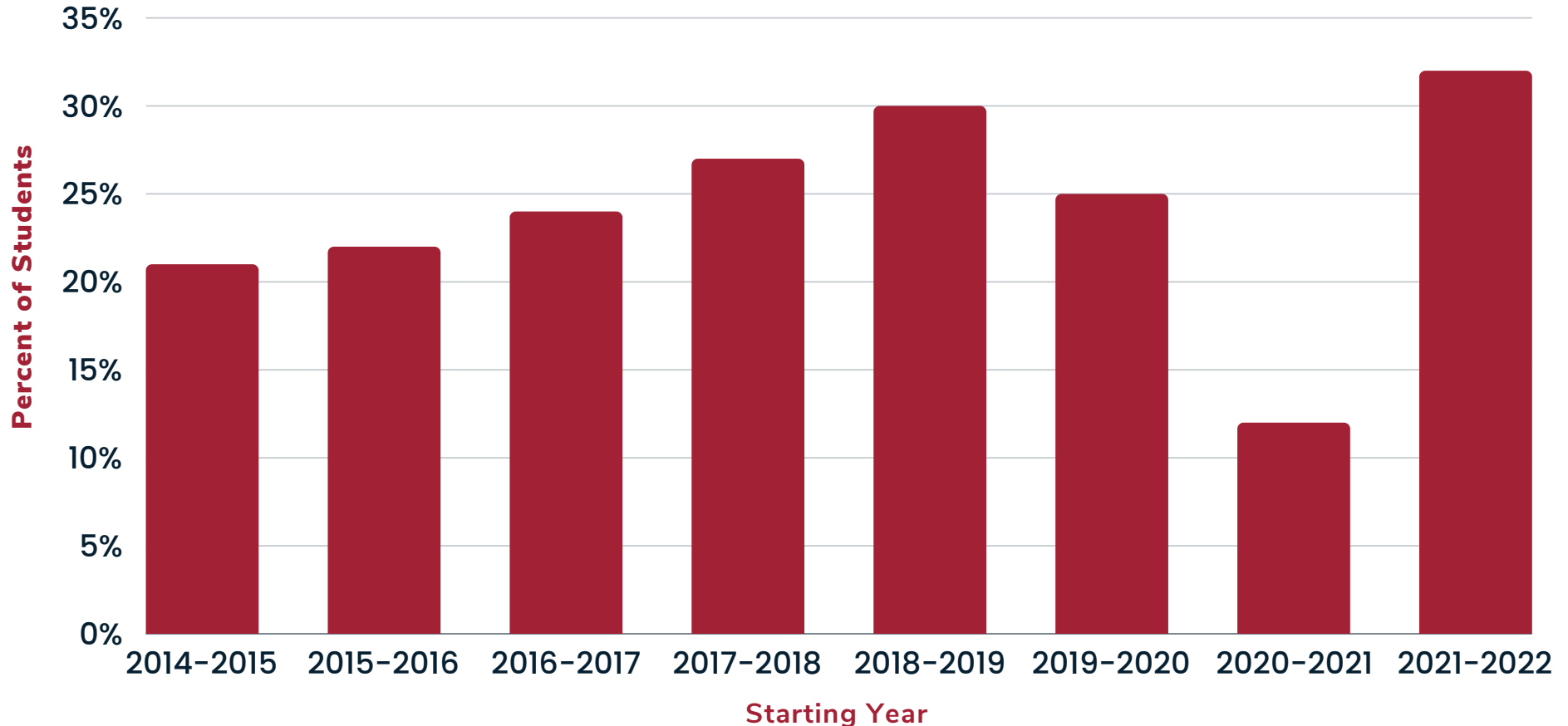


# Overall Successful Enrollment by Year

First-time applicants who indicated an intent to enroll in Los Medanos College in the selected year, the percentage who enrolled in Los Medanos College in their First Year.



**Date Generated:** July 18, 2023

**Data Source(s):** Open CCC Apply; CCC Apply International; Chancellor's Office Management Information System

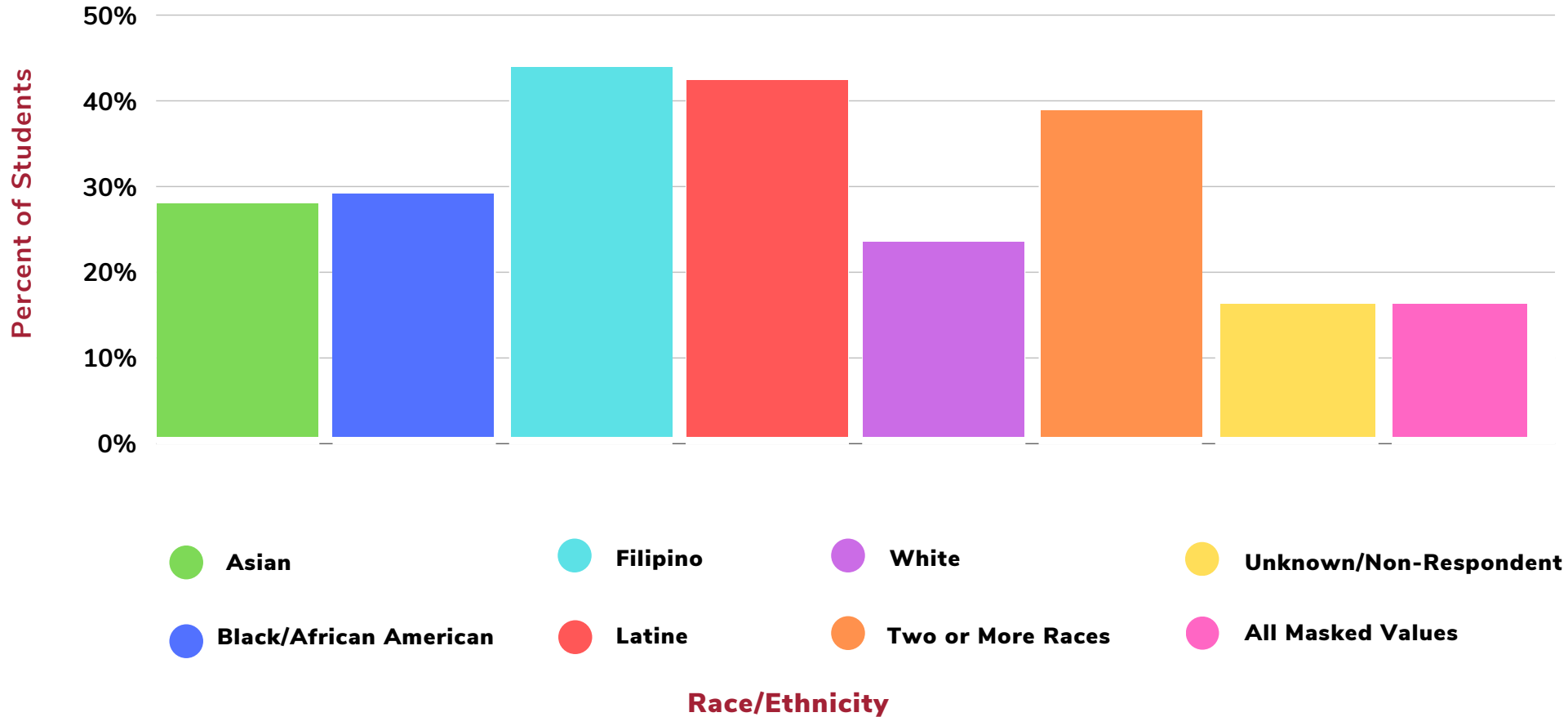
**Definition/Notes:** The denominator includes students who indicated an intent to enroll in the selected academic year, based on information provided in CCCApply, and integrates data from international CCCApply.

Applicants who did not provide consent for the release of personal information are not included in this metric.

**Advancing to Race/Ethnicity Graph in 15 sec >**

# 2021-2022 Successful Enrollment by Race/Ethnicity

First-time applicants who indicated an intent to enroll in Los Medanos College in 2021-2022, the percentage who enrolled in Los Medanos College in their First Year by Race/Ethnicity.



Date Generated: July 18, 2023

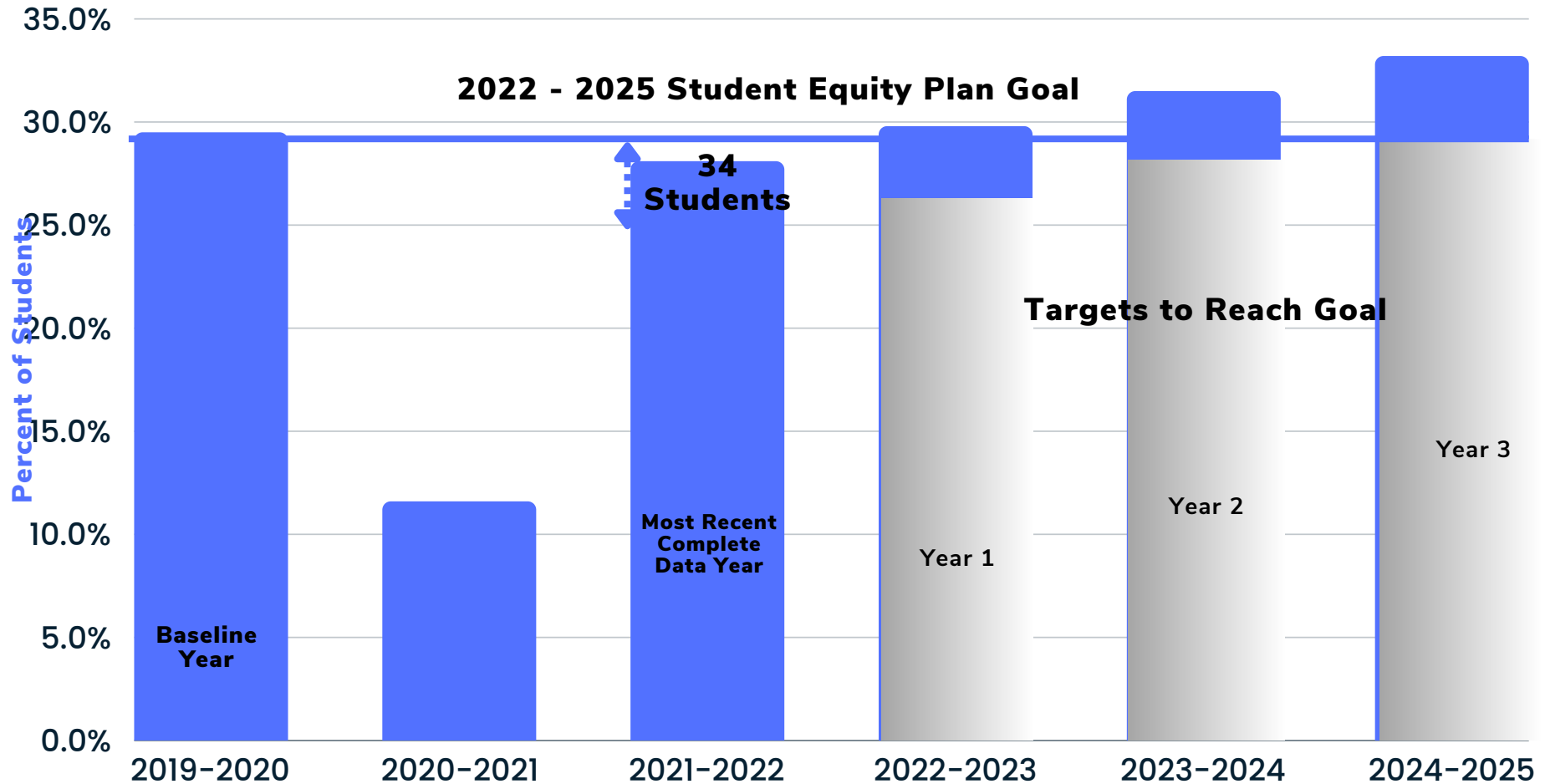
Data Source(s): Open CCC Apply; CCC Apply International; Chancellor's Office Management Information System

Definition/Notes: The denominator includes all prospective students who applied for the first time to attend in 2021-22 through CCCApply.

Groups with fewer than ten people or missing information are summed together and displayed in the "All Masked Values" for Suppression and Complementary Suppression purposes in accordance with FERPA. Under Complementary Suppression circumstances, the "All Masked Values" bar may represent a larger group together with small groups with <10 students. "All Masked Values" in this chart includes subgroups: American Indian/Alaska Native, Pacific Islander or Hawaiian Native, and Multiple Values Reported.

# Successful Enrollment - Black/African American Students

Among first-time applicants who identify as Black/African American and who indicated an intent to enroll in Los Medanos College in the selected year, the percentage who enrolled in Los Medanos College in their First Year.



Date Generated: July 20, 2023

Data Source(s): Open CCC Apply; CCC Apply International; Chancellor's Office Management Information System

Definition/Notes: The denominator includes students who indicated an intent to enroll in the selected academic year, based on information provided in CCCApply, and integrates data from international CCCApply.

Applicants who did not provide consent for the release of personal information are not included in this metric.