

LMC Institution Set Standard Vision for Success

	2016-17	2017-18	2018-19	2019-20	2020-21	Institution Set Standard Baseline 2016-17	Stretch Goal
1. Course Success	73.5%	73.1%	73.4%	71.3%	72.8%	73.5%	75.5%
2. Degree: AA/AS/AAT/AST	1367	1566	1558	1649	1490	1367	1640
3. Certificate of Achievement	701	904	879	864	773	701	841
4. Transfer: AAT/AST	325	413	451	548	521	325	439
5. Number of Units Accumulated by AA/AS Earners	97	97	93	92	94	97	79



Stretch Goal:

1. Course Success: Stretch Goal=2% increase from the Baseline.
2. Degree: Stretch Goal =20% from the Baseline. 25% from the Baseline for Equity Groups.
3. Certificate of Achievement: Stretch Goal =20% from the Baseline. 25% from the Baseline for Equity Groups.
4. Transfer: Stretch Goal =35% from the Baseline. 40% from the Baseline for Equity Groups.
5. Number of Units Accumulated by AA/AS Earners: Stretch Goal=79. (~18%). 25% for Equity Groups.

Data Source:

4CD Course Success View Tableau
 4CD Degree Award Tableau
 4CD Degree/Certificate View Tableau
 Data Extracted: 7.21.2021

**LMC Institution Set Standard
Vision for Success
African American Student**

African American Student	2016-17	2017-18	2018-19	2019-20	2020-21	Institution Set Standard Baseline 2016-17	Stretch Goal
1. Course Success	63.1%	63.3%	63.3%	60.9%	62.1%	63.1%	65.1%
2. Degree: AA/AS/AAT/AST	149	171	175	166	162	149	186
3. Certificate of Achievement	112	143	117	85	75	112	140
4. Transfer: AAT/AST	40	39	53	53	46	40	56
5. Number of Units Accumulated by AA/AS Earners	99	98	98	90	104	99	79



Stretch Goal:

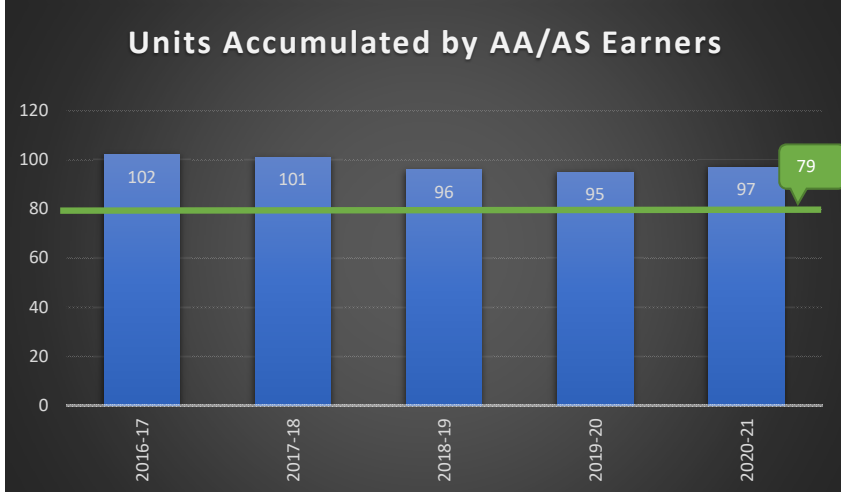
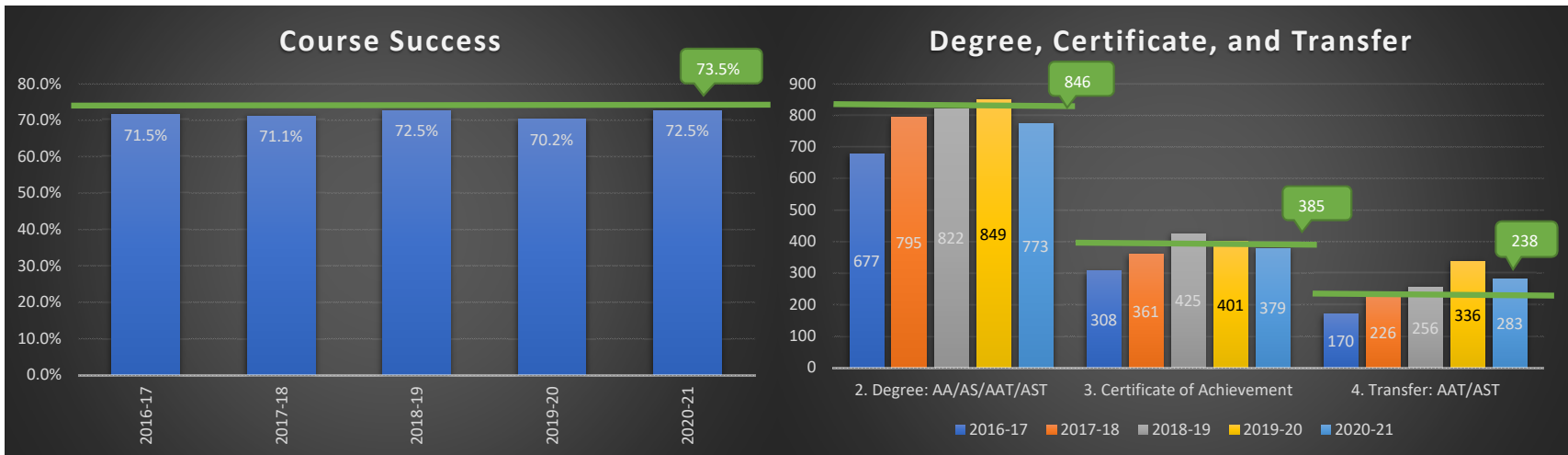
1. Course Success: Stretch Goal=2% increase from the Baseline.
2. Degree: Stretch Goal =20% from the Baseline. 25% from the Baseline for Equity Groups.
3. Certificate of Achievement: Stretch Goal =20% from the Baseline. 25% from the Baseline for Equity Groups.
4. Transfer: Stretch Goal =35% from the Baseline. 40% from the Baseline for Equity Groups.
5. Number of Units Accumulated by AA/AS Earners: Stretch Goal=79.

Data Source:

4CD Course Success View Tableau
 4CD Degree Award Tableau
 4CD Degree/Certificate View Tableau
 Data Extracted: 7.21.2021

**LMC Institution Set Standard
Vision for Success
Low Income Student**

Low Income Student	2016-17	2017-18	2018-19	2019-20	2020-21	Institution Set Standard Baseline 2016-17	Stretch Goal
1. Course Success	71.5%	71.1%	72.5%	70.2%	72.5%	71.5%	73.5%
2. Degree: AA/AS/AAT/AST	677	795	822	849	773	677	846
3. Certificate of Achievement	308	361	425	401	379	308	385
4. Transfer: AAT/AST	170	226	256	336	283	170	238
5. Number of Units Accumulated by AA/AS Earners	102	101	96	95	97	102	79



Stretch Goal:

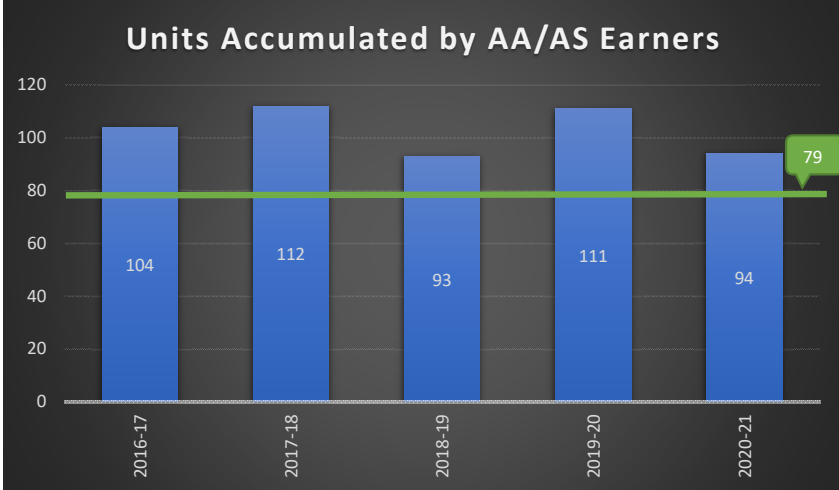
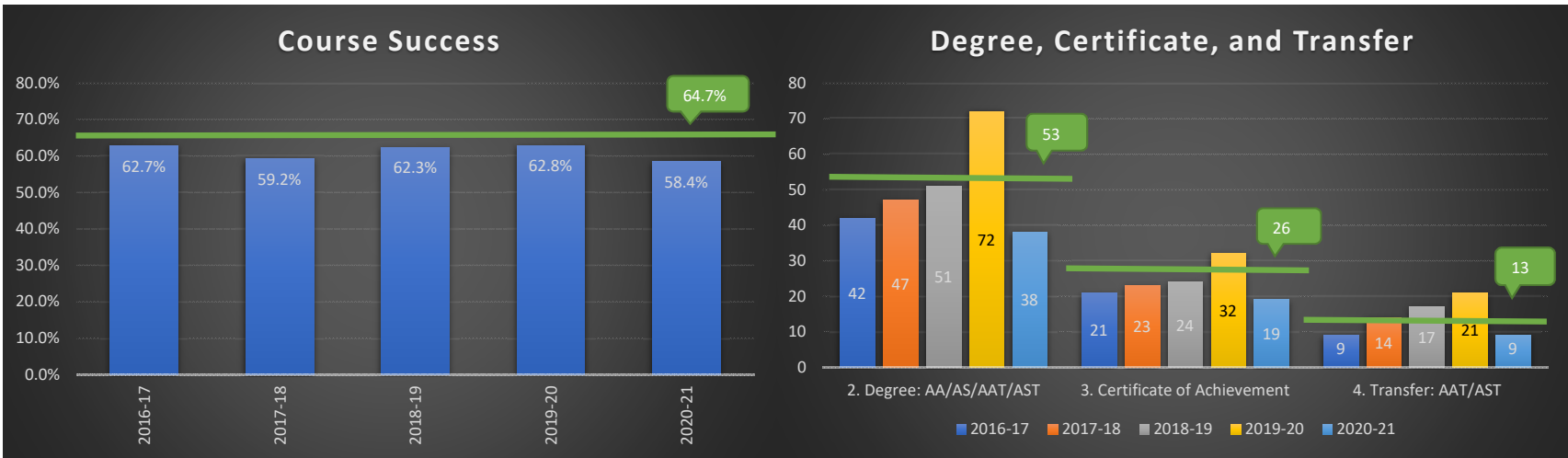
1. Course Success: Stretch Goal=2% increase from the Baseline.
2. Degree: Stretch Goal =20% from the Baseline. 25% from the Baseline for Equity Groups.
3. Certificate of Achievement: Stretch Goal =20% from the Baseline. 25% from the Baseline for Equity Groups.
4. Transfer: Stretch Goal =35% from the Baseline. 40% from the Baseline for Equity Groups.
5. Number of Units Accumulated by AA/AS Earners: Stretch Goal=79.

Data Source:

4CD Course Success View Tableau
 4CD Degree Award Tableau
 4CD Degree/Certificate View Tableau
 Data Extracted: 7.21.2021

**LMC Institution Set Standard
Vision for Success
Foster Youth Student**

Foster Youth Student	2016-17	2017-18	2018-19	2019-20	2020-21	Institution Set Standard Baseline 2016-17	Stretch Goal
1. Course Success	62.7%	59.2%	62.3%	62.8%	58.4%	62.7%	64.7%
2. Degree: AA/AS/AAT/AST	42	47	51	72	38	42	53
3. Certificate of Achievement	21	23	24	32	19	21	26
4. Transfer: AAT/AST	9	14	17	21	9	9	13
5. Number of Units Accumulated by AA/AS Earners	104	112	93	111	94	104	79



Stretch Goal:

1. Course Success: Stretch Goal=2% increase from the Baseline.
2. Degree: Stretch Goal =20% from the Baseline. 25% from the Baseline for Equity Groups.
3. Certificate of Achievement: Stretch Goal =20% from the Baseline. 25% from the Baseline for Equity Groups.
4. Transfer: Stretch Goal =35% from the Baseline. 40% from the Baseline for Equity Groups.
5. Number of Units Accumulated by AA/AS Earners: Stretch Goal=79. (~18%)

Data Source:

4CD Course Success View Tableau
 4CD Degree Award Tableau
 4CD Degree/Certificate View Tableau
 Data Extracted: 7.21.2021