

2022-2025 Student Equity Plan Metrics at a Glance

Successful Enrollment

Successful Enrollment					
Definition: Among first-time applicants who indicated an intent to enroll in Los Medanos College in the selected year, the percentage who enrolled in Los Medanos College in their First Year.					
	Overall Population Proportion	Overall Population Percentage	Black/African American Student Proportion	Black/African American Student Percentage	Additional Students to Meet Equity Goal
2019-2020 <i>Baseline Year</i>	2025/8165	24.8%	251/852	29.5%	N/A
2021-2022 <i>Most Current Data Year</i>	1608/4954	32.5%	188/668	28.1%	34
Student Equity Plan Targets					
Student Equity Plan Goal: By the end of Year 3 (2024-2025), increase the successful enrollment rate for Black/African American Students to 33.2% or higher.					
	Year 1 2022-2023		Year 2 2023-2024		Year 3 2024-2025
Black/African American Students	29.8%		31.5%		33.2%
Overall Enrollment Rate by Year			Black/African American Enrollment Rate by Year		
2021-2022 Successful Enrollment Rate by Ethnicity					

Date Generated: 7.27.23

Definitions/Notes: See <https://www.calpassplus.org/Launchboard/Student-Success-Metrics-Cohort-View> for detailed definitions

Data Source: Data On Demand; CCCC Student Success Metrics Dashboard

2022-2025 Student Equity Plan Metrics at a Glance

Transfer Level Math and English Completion

Successful Completion of Transfer Level Math and English

Definition: Among first-time cohort students, the proportion who successfully completed transfer level math and English within one year from their first term enrollment.

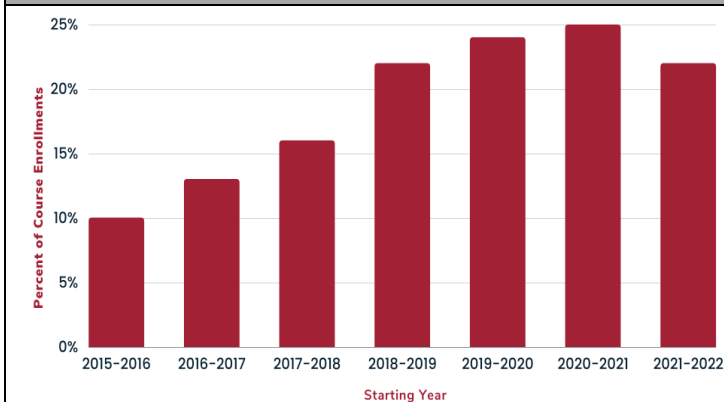
	Overall Population Proportion	Overall Population Percentage	Black/African American Student Proportion	Black/African American Student Percentage	Additional Students to Meet Equity Goal
2019-2020 <i>Baseline Year</i>	657/2795	23.5%	51/369	13.8%	42
2021-2022 <i>Most Current Data Year</i>	470/2174	21.6%	34/280	12.1%	31

Student Equity Plan Targets

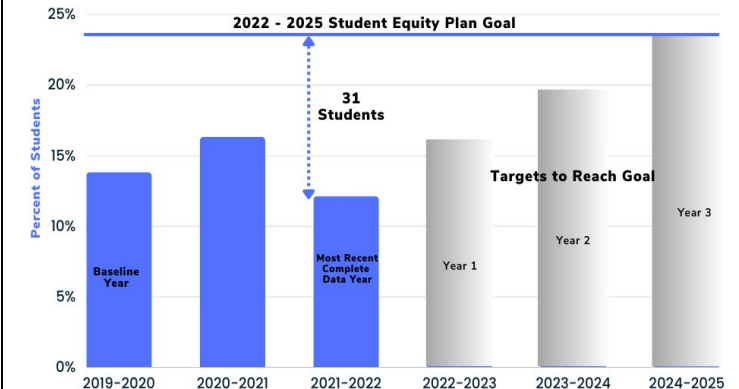
Student Equity Plan Goal: By the end of Year 3 (2024-2025), increase the successful transfer level math and English completion rate for Black/African American Students to 23.2% or higher.

	Year 1 2022-2023	Year 2 2023-2024	Year 3 2024-2025
Black/African American Students	15.8%	19.5%	23.2%

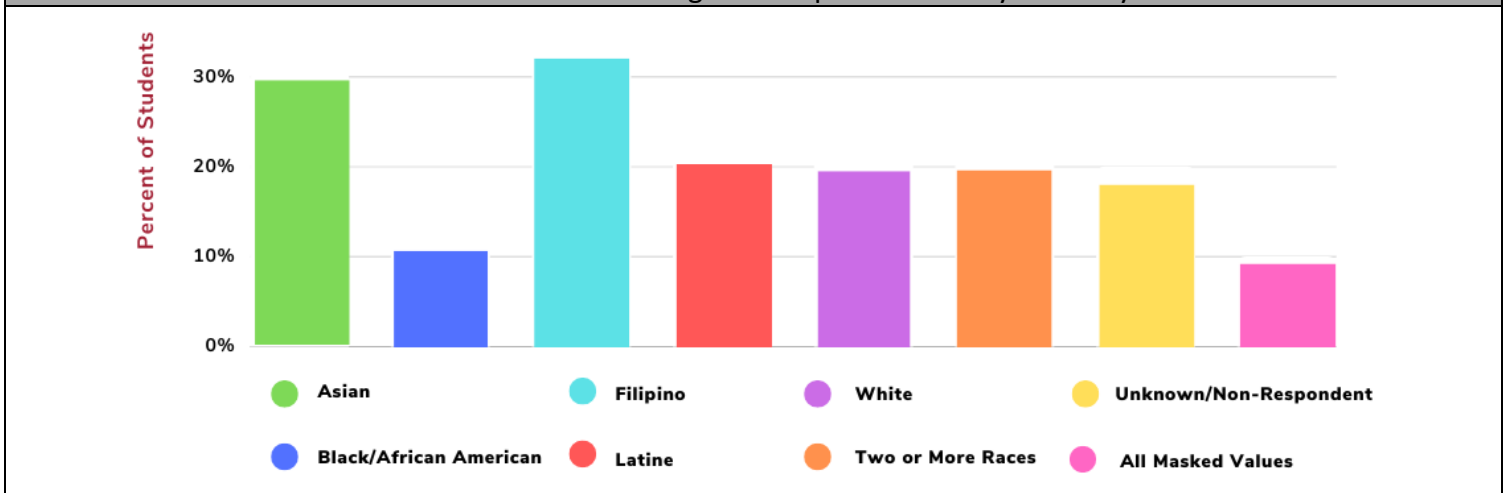
Overall Math and English Completion Rate by Year



Black/African American Math and English Completion Rate by Year



2021-2022 Math and English Completion Rate by Ethnicity



Date Generated: 7.27.23

Definitions/Notes: See <https://www.calpassplus.org/Launchboard/Student-Success-Metrics-Cohort-View> for detailed definitions

Data Source: Data On Demand; CCCCO Student Success Metrics Dashboard

2022-2025 Student Equity Plan Metrics at a Glance

First Term Persistence

Persisted from First Term of Enrollment to Subsequent Term					
Definition: Among first-time cohort students, the proportion who enrolled in the subsequent term after their first primary term of enrollment.					
	Overall Population Proportion	Overall Population Percentage	Black/African American Student Proportion	Black/African American Student Percentage	Additional Students to Meet Equity Goal
2019-2020 <i>Baseline Year</i>	1863/2795	66.7%	205/369	55.6%	48
2020-2021 <i>Most Current Data Year</i>	1429/2135	66.9%	136/252	54%	37
Student Equity Plan Targets					
Student Equity Plan Goal: By the end of Year 3 (2024-2025), increase the first-term persistence rate for Black/African American Students to 68.7% or higher.					
	Year 1 2022-2023	Year 2 2023-2024	Year 3 2024-2025		
Black/African American Students	58.9%	63.8%	68.7%		
Overall Persistence Rate by Year			Black/African American Persistence Rate by Year		
2020-2021 First Term Persistence Rate by Ethnicity					

2022-2025 Student Equity Plan Metrics at a Glance

Transfer

Transferred to a Four-Year					
Definition: Among first-time cohort students, the proportion who earned 12 or more units within 3 years who exited the community college system and enrolled in any four-year institution.					
	Overall Population Proportion	Overall Population Percentage	Black/African American Student Proportion	Black/African American Student Percentage	Additional Students to Meet Equity Goal
2016-2017 <i>Baseline Year</i>	273/2427	11.2%	47/381	12.3%	N/A
2017-2018 <i>Most Current Data Year</i>	282/2510	11.2%	25/360	6.9%	18
Student Equity Plan Targets					
Student Equity Plan Goal: By the end of Year 3 (2021-2022), increase the 3-year transfer rate for Black/African American Students to 12.0% or higher.					
	Year 1 2019-2020	Year 2 2020-2021	Year 3 2021-2022		
Black/African American Students	8.6%	10.3%	12.0%		
Overall 3-Year Transfer Rate by Year			Black/African American 3-Year Transfer Rate by Year		
2017-2018 3-Year Transfer Rate by Ethnicity					

Date Generated: 7.27.23

Definitions/Notes: See <https://www.calpassplus.org/Launchboard/Student-Success-Metrics-Cohort-View> for detailed definitions

Data Source: Data On Demand; CCCC Student Success Metrics Dashboard

2022-2025 Student Equity Plan Metrics at a Glance

Vision for Success Goal Completion

